

HINES GLOBAL INCOME TRUST, INC.
SUPPLEMENT NO. 14, DATED APRIL 15, 2022
TO THE PROSPECTUS, DATED JUNE 2, 2021

This prospectus supplement (this “Supplement”) is part of and should be read in conjunction with the prospectus of Hines Global Income Trust, Inc., dated June 2, 2021 (the “Prospectus”), as supplemented by Supplement No. 1, dated June 16, 2021, Supplement No. 2, dated July 16, 2021, Supplement No. 3, dated August 17, 2021, Supplement No. 4, dated August 18, 2021, Supplement No. 5, dated August 26, 2021, Supplement No. 6, dated September 16, 2021, Supplement No. 7, dated October 15, 2021, Supplement No. 8, dated November 15, 2021, Supplement No. 9, dated November 15, 2021, Supplement No. 10, dated December 17, 2021, Supplement No. 11, dated January 14, 2022, Supplement No. 12, dated February 11, 2022 and Supplement No. 13, dated March 17, 2022. Unless otherwise defined herein, capitalized terms used in this Supplement shall have the same meanings as in the Prospectus.

The purposes of this Supplement are as follows:

- A. to provide an update on the status of our current public offering;
- B. to update the offering price and transaction price for each class of our common stock for subscriptions to be accepted as of May 1, 2022;
- C. to disclose the calculation of our March 31, 2022 net asset value (“NAV”) per share, as determined in accordance with our valuation procedures, for each of our share classes;
- D. to provide an update regarding distributions declared;
- E. to update disclosure in the “Suitability Standards” section of the Prospectus; and
- F. to update disclosure in the “Experts” section of the Prospectus.

A. Status of Our Offering

We launched this offering on June 2, 2021. As of April 15, 2022, we have received gross proceeds of approximately \$730.8 million from the sale of 68.7 million shares of our common stock through our current public offering, including proceeds from our distribution reinvestment plan. As of April 15, 2022, approximately \$1.30 billion of our common shares remained available for sale pursuant to our current public offering in any combination of Class T Shares, Class S Shares, Class D Shares, and Class I Shares, exclusive of approximately \$472.0 million of shares available under our distribution reinvestment plan. This is our third public offering, and as of April 15, 2022, we have received aggregate gross proceeds of approximately \$2.1 billion from the sale of shares of our common stock through our public offerings, including proceeds from our distribution reinvestment plan.

B. May 1, 2022 Offering Price and Transaction Price

The transaction price for each share class of our common stock for subscriptions to be accepted as of May 1, 2022 (and repurchases as of April 30, 2022) is as follows:

	Offering Price⁽¹⁾		Transaction Price⁽¹⁾	
	(per share)		(per share)	
Class T	\$	11.42	\$	11.02
Class S	\$	11.42	\$	11.02
Class D	\$	11.02	\$	11.02
Class I	\$	11.02	\$	11.02

(1) Prices presented are rounded to the nearest cent. Actual transactions are based on prices rounded to four decimals.

The transaction price for each of our share classes is equal to such class's NAV per share as of March 31, 2022. The NAV per share as of March 31, 2022 is the same for each of our share classes. A calculation of the NAV per share is set forth below. The purchase price of our common stock for each share class equals the transaction price of such class, plus applicable upfront selling commissions and dealer manager fees.

C. March 31, 2022 NAV Per Share

Our board of directors has appointed a valuation committee comprised of independent directors, which we refer to herein as the valuation committee, to be responsible for the oversight of the valuation process. The valuation committee has adopted a valuation policy, as approved by our board of directors, and as amended from time to time, that contains a comprehensive set of methodologies to be used in connection with the calculation of our NAV. Our most recent NAV per share for each share class, which is updated as of the last calendar day of each month, is posted on our website at hinesglobalincometrust.com and is also available on our toll-free information line at (888) 220-6121. Please see "Valuation Policy and Procedures" in our Prospectus for a more detailed description of our valuation procedures, including important disclosure regarding interim real property valuations provided by our Advisor and reviewed by Altus Group U.S. Inc., or Altus, the independent valuation advisor we have engaged to prepare appraisal reviews and carry out a review of the calculation of the NAV for the Company. All parties engaged by us in the calculation of our NAV, including our Advisor, are subject to the oversight of our valuation committee. Generally, all of our real properties are appraised once each calendar year by third party appraisal firms in accordance with our valuation guidelines and such appraisals are reviewed by Altus. Altus reviewed the calculation of the new NAV per share of our common stock as of March 31, 2022, as set forth, and concurred with the calculation of the new NAV per share. Throughout the Prospectus, all references to Altus as the "independent valuation firm" are hereby superseded and replaced with "independent valuation advisor."

The table below sets forth the calculation of our NAV per share of each class of shares of our common stock as of March 31, 2022 and February 28, 2022 (the NAV per share is the same for each class of shares of our common stock):

	March 31, 2022		February 28, 2022	
	Gross Amount (in thousands)	Per Share	Gross Amount (in thousands)	Per Share
Real estate investments	\$ 2,935,814	\$ 16.31	\$ 2,970,519	\$ 17.43
Other assets	344,468	1.91	225,612	1.32
Debt and other liabilities	(1,296,019)	(7.20)	(1,346,817)	(7.90)
NAV	\$ 1,984,263	\$ 11.02	\$ 1,849,314	\$ 10.85
Shares outstanding	180,082		170,385	

Our consolidated balance sheet as of March 31, 2022 includes a liability of \$44.3 million related to distribution and stockholder servicing fees payable to Hines Securities, Inc. (the "Dealer Manager") in future periods with respect to shares of its common stock. The NAV per share as of March 31, 2022 does not include any liability for distribution and stockholder servicing fees that may become payable after March 31, 2022, since these fees may not ultimately be paid in certain circumstances, including if Hines Global was liquidated or if there was a listing of our common stock.

The valuations of our real properties as of March 31, 2022 were reviewed by Altus in accordance with our valuation procedures. Certain key assumptions that were used in the discounted cash flow analysis, which were determined by our Advisor and reviewed by Altus, are set forth in the following table based on weighted-averages by property type. However, the table below excludes assumptions related to properties acquired in the past 12 months since the acquisition cost of these properties will serve as their value for a period of up to one year following their acquisition, in accordance with our valuation policy.

	Office	Industrial	Retail	Residential/ Living	Other	Weighted- Average Basis
Capitalization rate	6.50%	5.11%	6.68%	5.06%	5.11%	5.44%
Discount rate / internal rate of return ("IRR")	7.00%	5.42%	7.26%	6.14%	6.84%	6.03%
Average holding period (years)	7.0	9.7	10.0	10.0	11.0	9.7

A change in the rates used would impact the calculation of the value of our real properties. For example, assuming all other factors remain constant, the changes listed below would result in the following effects on the value of our real properties:

Input	Hypothetical Change	Office	Industrial	Retail	Residential /Living	Other	Weighted-Average Values
Capitalization rate (weighted-average)	0.25% decrease	2.66%	3.82%	2.31%	3.44%	2.97%	3.39%
	0.25% increase	(2.50)%	(3.36)%	(2.15)%	(3.10)%	(2.71)%	(3.04)%
Discount rate (weighted-average)	0.25% decrease	2.05%	2.10%	1.93%	2.01%	2.07%	2.05%
	0.25% increase	(2.04)%	(2.04)%	(1.89)%	(1.96)%	(2.02)%	(2.00)%

D. Distributions Declared

With the authorization of our board of directors, we declared monthly distributions for the month of April 2022 for each class of our common stock at the following rates (as rounded to the nearest three decimal places):

April 2022	Gross Distribution		Distribution and Stockholder Servicing Fee		Net Distribution	
Class T Shares	\$	0.052	\$	0.009	\$	0.043
Class S Shares	\$	0.052	\$	0.008	\$	0.044
Class D Shares	\$	0.052	\$	0.002	\$	0.050
Class I Shares	\$	0.052	\$	—	\$	0.052
Class AX Shares	\$	0.052	\$	—	\$	0.052
Class TX Shares	\$	0.052	\$	0.009	\$	0.043
Class IX Shares	\$	0.052	\$	0.002	\$	0.050

The net distributions for each class of shares of our common stock (which represents the gross distributions less the distribution and stockholder servicing fee for each applicable class of shares of common stock) will be payable to stockholders of record as of the last business day of April 2022, and will be paid on the first business day of May 2022. These distributions will be paid in cash or reinvested in shares of our common stock for stockholders participating in our distribution reinvestment plan. Distributions reinvested pursuant to our distribution reinvestment plan will be reinvested in shares of the same class of shares as the shares on which the distributions are being made. Some or all of the cash distributions may be paid from sources other than cash flows from operations.

E. Update to Suitability Standards

The following supersedes and replaces the description of the investor concentration limit applicable to investors in Oregon in the “Suitability Standards” section on page v of the Prospectus:

Oregon—An investor must have a net worth of at least 10 times such investor's investment in our shares.

F. Update to Experts

The following updates the “Experts” disclosure on page 180 of the Prospectus:

The statements included in this Supplement under Section C, “March 31, 2022 NAV Per Share,” relating to the role of Altus as the independent valuation advisor, have been reviewed by Altus and are included in this Supplement given the authority of Altus as an expert in real estate valuations.

HINES GLOBAL INCOME TRUST, INC.
SUPPLEMENT NO. 13, DATED MARCH 17, 2022
TO THE PROSPECTUS, DATED JUNE 2, 2021

This prospectus supplement (this “Supplement”) is part of and should be read in conjunction with the prospectus of Hines Global Income Trust, Inc., dated June 2, 2021 (the “Prospectus”), as supplemented by Supplement No. 1, dated June 16, 2021, Supplement No. 2, dated July 16, 2021, Supplement No. 3, dated August 17, 2021, Supplement No. 4, dated August 18, 2021, Supplement No. 5, dated August 26, 2021, Supplement No. 6, dated September 16, 2021, Supplement No. 7, dated October 15, 2021, Supplement No. 8, dated November 15, 2021, Supplement No. 9, dated November 15, 2021, Supplement No. 10, dated December 17, 2021, Supplement No. 11, dated January 14, 2022 and Supplement No. 12, dated February 11, 2022. Unless otherwise defined herein, capitalized terms used in this Supplement shall have the same meanings as in the Prospectus.

The purposes of this Supplement are as follows:

- A. to provide an update on the status of our current public offering;
- B. to update the offering price and transaction price for each class of our common stock for subscriptions to be accepted as of April 1, 2022;
- C. to disclose the calculation of our February 28, 2022 net asset value (“NAV”) per share, as determined in accordance with our valuation procedures, for each of our share classes;
- D. to provide an update regarding distributions declared; and
- E. to update disclosure in the “Experts” section of the Prospectus.

A. Status of Our Offering

We launched this offering on June 2, 2021. As of March 17, 2022, we have received gross proceeds of approximately \$603.1 million from the sale of 57.0 million shares of our common stock through our current public offering, including proceeds from our distribution reinvestment plan. As of March 17, 2022, approximately \$1.42 billion of our common shares remained available for sale pursuant to our current public offering in any combination of Class T Shares, Class S Shares, Class D Shares, and Class I Shares, exclusive of approximately \$475.6 million of shares available under our distribution reinvestment plan. This is our third public offering, and as of March 17, 2022, we have received aggregate gross proceeds of approximately \$1.9 billion from the sale of shares of our common stock through our public offerings, including proceeds from our distribution reinvestment plan.

B. April 1, 2022 Offering Price and Transaction Price

The transaction price for each share class of our common stock for subscriptions to be accepted as of April 1, 2022 (and repurchases as of March 31, 2022) is as follows:

	Offering Price⁽¹⁾		Transaction Price⁽¹⁾	
	(per share)		(per share)	
Class T	\$	11.24	\$	10.85
Class S	\$	11.24	\$	10.85
Class D	\$	10.85	\$	10.85
Class I	\$	10.85	\$	10.85

(1) Prices presented are rounded to the nearest cent. Actual transactions are based on prices rounded to four decimals.

The transaction price for each of our share classes is equal to such class’s NAV per share as of February 28, 2022. The NAV per share as of February 28, 2022 is the same for each of our share classes. A calculation of the NAV per share is set

forth below. The purchase price of our common stock for each share class equals the transaction price of such class, plus applicable upfront selling commissions and dealer manager fees.

C. February 28, 2022 NAV Per Share

Our board of directors has appointed a valuation committee comprised of independent directors, which we refer to herein as the valuation committee, to be responsible for the oversight of the valuation process. The valuation committee has adopted a valuation policy, as approved by our board of directors, and as amended from time to time, that contains a comprehensive set of methodologies to be used in connection with the calculation of our NAV. Our most recent NAV per share for each share class, which is updated as of the last calendar day of each month, is posted on our website at hinesglobalincometrust.com and is also available on our toll-free information line at (888) 220-6121. Please see "Valuation Policy and Procedures" in our Prospectus for a more detailed description of our valuation procedures, including important disclosure regarding interim real property valuations provided by our Advisor and reviewed by Altus Group U.S. Inc., or Altus, the independent valuation advisor we have engaged to prepare appraisal reviews and carry out a review of the calculation of the NAV for the Company. All parties engaged by us in the calculation of our NAV, including our Advisor, are subject to the oversight of our valuation committee. Generally, all of our real properties are appraised once each calendar year by third party appraisal firms in accordance with our valuation guidelines and such appraisals are reviewed by Altus. Altus reviewed the calculation of the new NAV per share of our common stock as of February 28, 2022, as set forth, and concurred with the calculation of the new NAV per share. Throughout the Prospectus, all references to Altus as the "independent valuation firm" are hereby superseded and replaced with "independent valuation advisor."

The table below sets forth the calculation of our NAV per share of each class of shares of our common stock as of February 28, 2022 and January 31, 2022 (the NAV per share is the same for each class of shares of our common stock):

	February 28, 2022		January 31, 2022	
	Gross Amount (in thousands)	Per Share	Gross Amount (in thousands)	Per Share
Real estate investments	\$ 2,970,519	\$ 17.43	\$ 2,870,601	\$ 17.72
Other assets	225,612	1.32	225,201	1.39
Debt and other liabilities	(1,346,817)	(7.90)	(1,342,837)	(8.29)
NAV	\$ 1,849,314	\$ 10.85	\$ 1,752,965	\$ 10.82
Shares outstanding	170,385		162,039	

Our consolidated balance sheet as of February 28, 2022 includes a liability of \$41.2 million related to distribution and stockholder servicing fees payable to Hines Securities, Inc. (the "Dealer Manager") in future periods with respect to shares of its common stock. The NAV per share as of February 28, 2022 does not include any liability for distribution and stockholder servicing fees that may become payable after February 28, 2022, since these fees may not ultimately be paid in certain circumstances, including if Hines Global was liquidated or if there was a listing of our common stock.

The valuations of our real properties as of February 28, 2022 were reviewed by Altus in accordance with our valuation procedures. Certain key assumptions that were used in the discounted cash flow analysis, which were determined by our Advisor and reviewed by Altus, are set forth in the following table based on weighted-averages by property type. However, the table below excludes assumptions related to properties acquired in the past 12 months since the acquisition cost of these properties will serve as their value for a period of up to one year following their acquisition, in accordance with our valuation policy.

	Office	Industrial	Retail	Residential/ Living	Other	Weighted- Average Basis
Capitalization rate	6.50%	5.36%	6.68%	5.08%	5.36%	5.54%
Discount rate / internal rate of return ("IRR")	6.74%	5.50%	7.42%	6.12%	6.52%	6.04%
Average holding period (years)	7.0	9.7	10.0	10.0	11.0	9.7

A change in the rates used would impact the calculation of the value of our real properties. For example, assuming all other factors remain constant, the changes listed below would result in the following effects on the value of our real properties:

Input	Hypothetical Change	Office	Industrial	Retail	Residential /Living	Other	Weighted - Average Values
Capitalization rate (weighted-average)	0.25% decrease	3.31%	3.42%	2.17%	3.25%	3.08%	3.19%
	0.25% increase	(3.07)%	(3.19)%	(2.30)%	(3.27)%	(2.81)%	(3.08)%
Discount rate (weighted-average)	0.25% decrease	1.54%	1.94%	1.78%	1.86%	2.15%	1.88%
	0.25% increase	(1.51)%	(1.98)%	(2.04)%	(2.09)%	(2.09)%	(1.99)%

D. Distributions Declared

With the authorization of our board of directors, we declared monthly distributions for the month of March 2022 for each class of our common stock at the following rates (as rounded to the nearest three decimal places):

March 2022	Gross Distribution		Distribution and Stockholder Servicing Fee		Net Distribution	
Class T Shares	\$	0.052	\$	0.009	\$	0.043
Class S Shares	\$	0.052	\$	0.008	\$	0.044
Class D Shares	\$	0.052	\$	0.002	\$	0.050
Class I Shares	\$	0.052	\$	—	\$	0.052
Class AX Shares	\$	0.052	\$	—	\$	0.052
Class TX Shares	\$	0.052	\$	0.009	\$	0.043
Class IX Shares	\$	0.052	\$	0.002	\$	0.050

The net distributions for each class of shares of our common stock (which represents the gross distributions less the distribution and stockholder servicing fee for each applicable class of shares of common stock) will be payable to stockholders of record as of the last business day of February 2022, and will be paid on the first business day of April 2022. These distributions will be paid in cash or reinvested in shares of our common stock for stockholders participating in our distribution reinvestment plan. Distributions reinvested pursuant to our distribution reinvestment plan will be reinvested in shares of the same class of shares as the shares on which the distributions are being made. Some or all of the cash distributions may be paid from sources other than cash flows from operations.

E. Update to Experts

The following updates the “Experts” disclosure on page 180 of the Prospectus:

The statements included in this Supplement under Section C, “February 28, 2022 NAV Per Share,” relating to the role of Altus as the independent valuation advisor, have been reviewed by Altus and are included in this Supplement given the authority of Altus as an expert in real estate valuations.

HINES GLOBAL INCOME TRUST, INC.
SUPPLEMENT NO. 12, DATED FEBRUARY 11, 2022
TO THE PROSPECTUS, DATED JUNE 2, 2021

This prospectus supplement (this “Supplement”) is part of and should be read in conjunction with the prospectus of Hines Global Income Trust, Inc., dated June 2, 2021 (the “Prospectus”), as supplemented by Supplement No. 1, dated June 16, 2021, Supplement No. 2, dated July 16, 2021, Supplement No. 3, dated August 17, 2021, Supplement No. 4, dated August 18, 2021, Supplement No. 5, dated August 26, 2021, Supplement No. 6, dated September 16, 2021, Supplement No. 7, dated October 15, 2021, Supplement No. 8, dated November 15, 2021, Supplement No. 9, dated November 15, 2021, Supplement No. 10, dated December 17, 2021 and Supplement No. 11, dated January 14, 2022. Unless otherwise defined herein, capitalized terms used in this Supplement shall have the same meanings as in the Prospectus.

The purposes of this Supplement are as follows:

- A. to provide an update on the status of our current public offering;
- B. to update the offering price and transaction price for each class of our common stock for subscriptions to be accepted as of March 1, 2022;
- C. to disclose the calculation of our January 31, 2022 net asset value (“NAV”) per share, as determined in accordance with our valuation procedures, for each of our share classes;
- D. to provide an update regarding distributions declared; and
- E. to update disclosure in the “Experts” section of the Prospectus.

A. Status of Our Offering

We launched this offering on June 2, 2021. As of February 11, 2022, we have received gross proceeds of approximately \$497.3 million from the sale of 47.3 million shares of our common stock through our current public offering, including proceeds from our distribution reinvestment plan. As of February 11, 2022, approximately \$1.52 billion of our common shares remained available for sale pursuant to our current public offering in any combination of Class T Shares, Class S Shares, Class D Shares, and Class I Shares, exclusive of approximately \$479.0 million of shares available under our distribution reinvestment plan. This is our third public offering, and as of February 11, 2022, we have received aggregate gross proceeds of approximately \$1.9 billion from the sale of shares of our common stock through our public offerings, including proceeds from our distribution reinvestment plan.

B. March 1, 2022 Offering Price and Transaction Price

The transaction price for each share class of our common stock for subscriptions to be accepted as of March 1, 2022 (and repurchases as of February 28, 2022) is as follows:

	Offering Price⁽¹⁾		Transaction Price⁽¹⁾	
	(per share)		(per share)	
Class T	\$	11.21	\$	10.82
Class S	\$	11.21	\$	10.82
Class D	\$	10.82	\$	10.82
Class I	\$	10.82	\$	10.82

(1) Prices presented are rounded to the nearest cent. Actual transactions are based on prices rounded to four decimals.

The transaction price for each of our share classes is equal to such class’s NAV per share as of January 31, 2022. The NAV per share as of January 31, 2022 is the same for each of our share classes. A calculation of the NAV per share is set forth

below. The purchase price of our common stock for each share class equals the transaction price of such class, plus applicable upfront selling commissions and dealer manager fees.

C. January 31, 2022 NAV Per Share

Our board of directors has appointed a valuation committee comprised of independent directors, which we refer to herein as the valuation committee, to be responsible for the oversight of the valuation process. The valuation committee has adopted a valuation policy, as approved by our board of directors, and as amended from time to time, that contains a comprehensive set of methodologies to be used in connection with the calculation of our NAV. Our most recent NAV per share for each share class, which is updated as of the last calendar day of each month, is posted on our website at hinesglobalincometrust.com and is also available on our toll-free information line at (888) 220-6121. Please see "Valuation Policy and Procedures" in our Prospectus for a more detailed description of our valuation procedures, including important disclosure regarding interim real property valuations provided by our Advisor and reviewed by Altus Group U.S. Inc., or Altus, the independent valuation advisor we have engaged to prepare appraisal reviews and carry out a review of the calculation of the NAV for the Company. All parties engaged by us in the calculation of our NAV, including our Advisor, are subject to the oversight of our valuation committee. Generally, all of our real properties are appraised once each calendar year by third party appraisal firms in accordance with our valuation guidelines and such appraisals are reviewed by Altus. Altus reviewed the calculation of the new NAV per share of our common stock as of January 31, 2022, as set forth, and concurred with the calculation of the new NAV per share. Throughout the Prospectus, all references to Altus as the "independent valuation firm" are hereby superseded and replaced with "independent valuation advisor."

The table below sets forth the calculation of our NAV per share of each class of shares of our common stock as of January 31, 2022 and December 31, 2021 (the NAV per share is the same for each class of shares of our common stock):

	January 31, 2022		December 31, 2021	
	Gross Amount (in thousands)	Per Share	Gross Amount (in thousands)	Per Share
Real estate investments	\$ 2,870,601	\$ 17.72	\$ 2,709,645	\$ 17.51
Other assets	225,201	1.39	301,751	1.95
Debt and other liabilities	(1,342,837)	(8.29)	(1,343,130)	(8.68)
NAV	\$ 1,752,965	\$ 10.82	\$ 1,668,266	\$ 10.78
Shares outstanding	162,039		154,810	

Our consolidated balance sheet as of January 31, 2022 includes a liability of \$38.7 million related to distribution and stockholder servicing fees payable to Hines Securities, Inc. (the "Dealer Manager") in future periods with respect to shares of its common stock. The NAV per share as of January 31, 2022 does not include any liability for distribution and stockholder servicing fees that may become payable after January 31, 2022, since these fees may not ultimately be paid in certain circumstances, including if Hines Global was liquidated or if there was a listing of our common stock.

The valuations of our real properties as of January 31, 2022 were reviewed by Altus in accordance with our valuation procedures. Certain key assumptions that were used in the discounted cash flow analysis, which were determined by our Advisor and reviewed by Altus, are set forth in the following table based on weighted-averages by property type. However, the table below excludes assumptions related to properties acquired in the past 12 months since the acquisition cost of these properties will serve as their value for a period of up to one year following their acquisition, in accordance with our valuation policy.

	Office	Industrial	Retail	Residential/ Living	Other	Weighted- Average Basis
Capitalization rate	6.50%	5.38%	6.68%	5.13%	5.50%	5.57%
Discount rate / internal rate of return ("IRR")	6.79%	5.54%	7.42%	6.23%	6.47%	6.09%
Average holding period (years)	7.0	9.7	10.0	7.9	11.0	9.1

A change in the rates used would impact the calculation of the value of our real properties. For example, assuming all other factors remain constant, the changes listed below would result in the following effects on the value of our real properties:

Input	Hypothetical Change	Office	Industrial	Retail	Residential /Living	Other	Weighted - Average Values
Capitalization rate (weighted-average)	0.25% decrease	3.31%	3.44%	2.33%	3.20%	3.11%	3.21%
	0.25% increase	(3.06)%	(3.13)%	(2.16)%	(3.24)%	(2.84)%	(3.02)%
Discount rate (weighted-average)	0.25% decrease	1.54%	1.98%	1.94%	1.86%	2.16%	1.92%
	0.25% increase	(1.51)%	(1.94)%	(1.89)%	(2.07)%	(2.11)%	(1.94)%

D. Distributions Declared

With the authorization of our board of directors, we declared monthly distributions for the month of February 2022 for each class of our common stock at the following rates (as rounded to the nearest three decimal places):

February 2022	Gross Distribution		Distribution and Stockholder Servicing Fee		Net Distribution	
Class T Shares	\$	0.052	\$	0.009	\$	0.043
Class S Shares	\$	0.052	\$	0.008	\$	0.044
Class D Shares	\$	0.052	\$	0.002	\$	0.050
Class I Shares	\$	0.052	\$	—	\$	0.052
Class AX Shares	\$	0.052	\$	—	\$	0.052
Class TX Shares	\$	0.052	\$	0.009	\$	0.043
Class IX Shares	\$	0.052	\$	0.002	\$	0.050

The net distributions for each class of shares of our common stock (which represents the gross distributions less the distribution and stockholder servicing fee for each applicable class of shares of common stock) will be payable to stockholders of record as of the last business day of February 2022, and will be paid on the first business day of March 2022. These distributions will be paid in cash or reinvested in shares of our common stock for stockholders participating in our distribution reinvestment plan. Distributions reinvested pursuant to our distribution reinvestment plan will be reinvested in shares of the same class of shares as the shares on which the distributions are being made. Some or all of the cash distributions may be paid from sources other than cash flows from operations.

E. Update to Experts

The following updates the “Experts” disclosure on page 180 of the Prospectus:

The statements included in this Supplement under Section C, “January 31, 2022 NAV Per Share,” relating to the role of Altus as the independent valuation advisor, have been reviewed by Altus and are included in this Supplement given the authority of Altus as an expert in real estate valuations.

HINES GLOBAL INCOME TRUST, INC.
SUPPLEMENT NO. 11, DATED JANUARY 14, 2022
TO THE PROSPECTUS, DATED JUNE 2, 2021

This prospectus supplement (this “Supplement”) is part of and should be read in conjunction with the prospectus of Hines Global Income Trust, Inc., dated June 2, 2021 (the “Prospectus”), as supplemented by Supplement No. 1, dated June 16, 2021, Supplement No. 2, dated July 16, 2021, Supplement No. 3, dated August 17, 2021, Supplement No. 4, dated August 18, 2021, Supplement No. 5, dated August 26, 2021, Supplement No. 6, dated September 16, 2021, Supplement No. 7, dated October 15, 2021, Supplement No. 8, dated November 15, 2021, Supplement No. 9, dated November 15, 2021 and Supplement No. 10, dated December 17, 2021. Unless otherwise defined herein, capitalized terms used in this Supplement shall have the same meanings as in the Prospectus.

The purposes of this Supplement are as follows:

- A. to provide an update on the status of our current public offering;
- B. to update the offering price and transaction price for each class of our common stock for subscriptions to be accepted as of February 1, 2022;
- C. to disclose the calculation of our December 31, 2021 net asset value (“NAV”) per share, as determined in accordance with our valuation procedures, for each of our share classes;
- D. to provide an update regarding distributions declared; and
- E. to update disclosure in the “Experts” section of the Prospectus.

A. Status of Our Offering

We launched this offering on June 2, 2021. As of January 14, 2022, we have received gross proceeds of approximately \$402.5 million from the sale of 38.6 million shares of our common stock through our current public offering, including proceeds from our distribution reinvestment plan. As of January 14, 2022, approximately \$1.61 billion of our common shares remained available for sale pursuant to our current public offering in any combination of Class T Shares, Class S Shares, Class D Shares, and Class I Shares, exclusive of approximately \$485.1 million of shares available under our distribution reinvestment plan. This is our third public offering, and as of January 14, 2022, we have received aggregate gross proceeds of approximately \$1.8 billion from the sale of shares of our common stock through our public offerings, including proceeds from our distribution reinvestment plan.

B. February 1, 2022 Offering Price and Transaction Price

The transaction price for each share class of our common stock for subscriptions to be accepted as of February 1, 2022 (and repurchases as of January 31, 2022) is as follows:

	Offering Price ⁽¹⁾		Transaction Price ⁽¹⁾	
	(per share)		(per share)	
Class T	\$	11.17	\$	10.78
Class S	\$	11.17	\$	10.78
Class D	\$	10.78	\$	10.78
Class I	\$	10.78	\$	10.78

(1) Prices presented are rounded to the nearest cent. Actual transactions are based on prices rounded to four decimals.

The transaction price for each of our share classes is equal to such class’s NAV per share as of December 31, 2021. The NAV per share as of December 31, 2021 is the same for each of our share classes. A calculation of the NAV per share is

set forth below. The purchase price of our common stock for each share class equals the transaction price of such class, plus applicable upfront selling commissions and dealer manager fees.

C. December 31, 2021 NAV Per Share

Our board of directors has appointed a valuation committee comprised of independent directors, which we refer to herein as the valuation committee, to be responsible for the oversight of the valuation process. The valuation committee has adopted a valuation policy, as approved by our board of directors, and as amended from time to time, that contains a comprehensive set of methodologies to be used in connection with the calculation of our NAV. Our most recent NAV per share for each share class, which is updated as of the last calendar day of each month, is posted on our website at hinesglobalincometrust.com and is also available on our toll-free information line at (888) 220-6121. Please see "Valuation Policy and Procedures" in our Prospectus for a more detailed description of our valuation procedures, including important disclosure regarding interim real property valuations provided by our Advisor and reviewed by Altus Group U.S. Inc., or Altus, the independent valuation advisor we have engaged to prepare appraisal reviews and carry out a review of the calculation of the NAV for the Company. All parties engaged by us in the calculation of our NAV, including our Advisor, are subject to the oversight of our valuation committee. Generally, all of our real properties are appraised once each calendar year by third party appraisal firms in accordance with our valuation guidelines and such appraisals are reviewed by Altus. Altus reviewed the calculation of the new NAV per share of our common stock as of December 31, 2021, as set forth, and concurred with the calculation of the new NAV per share. Additionally, although not required by our valuation policy, our valuation committee and our board of directors have approved the NAV per share as of December 31, 2021, as calculated by us and our Advisor. Throughout the Prospectus, all references to Altus as the "independent valuation firm" are hereby superseded and replaced with "independent valuation advisor."

The table below sets forth the calculation of our NAV per share of each class of shares of our common stock as of December 31, 2021 and November 30, 2021 (the NAV per share is the same for each class of shares of our common stock):

	December 31, 2021		November 30, 2021	
	Gross Amount (in thousands)	Per Share	Gross Amount (in thousands)	Per Share
Real estate investments	\$ 2,709,645	\$ 17.51	\$ 2,530,327	\$ 17.14
Other assets	301,751	1.95	179,779	1.22
Debt and other liabilities	(1,343,130)	(8.68)	(1,160,884)	(7.86)
NAV	\$ 1,668,266	\$ 10.78	\$ 1,549,222	\$ 10.50
Shares outstanding	154,810		147,610	

Our consolidated balance sheet as of December 31, 2021 includes a liability of \$36.9 million related to distribution and stockholder servicing fees payable to Hines Securities, Inc. (the "Dealer Manager") in future periods with respect to shares of its common stock. The NAV per share as of December 31, 2021 does not include any liability for distribution and stockholder servicing fees that may become payable after December 31, 2021, since these fees may not ultimately be paid in certain circumstances, including if Hines Global was liquidated or if there was a listing of our common stock.

The valuations of our real properties as of December 31, 2021 were reviewed by Altus in accordance with our valuation procedures. Certain key assumptions that were used in the discounted cash flow analysis, which were determined by our Advisor and reviewed by Altus, are set forth in the following table based on weighted-averages by property type. However, the table below excludes assumptions related to properties acquired in the past 12 months since the acquisition cost of these properties will serve as their value for a period of up to one year following their acquisition, in accordance with our valuation policy.

	Office	Industrial	Retail	Residential/ Living	Other	Weighted- Average Basis
Capitalization rate	6.50%	5.06%	6.76%	5.13%	5.50%	5.44%
Discount rate / internal rate of return ("IRR")	7.09%	6.07%	7.35%	6.31%	6.00%	6.40%
Average holding period (years)	7.0	9.7	10.0	10.0	11.0	9.7

A change in the rates used would impact the calculation of the value of our real properties. For example, assuming all other factors remain constant, the changes listed below would result in the following effects on the value of our real properties:

Input	Hypothetical Change	Office	Industrial	Retail	Residential /Living	Other	Weighted - Average Values
Capitalization rate (weighted-average)	0.25% decrease	3.39%	3.29%	2.32%	3.10%	4.35%	3.15%
	0.25% increase	(3.14)%	(2.89)%	(2.16)%	(3.35)%	(1.64)%	(2.89)%
Discount rate (weighted-average)	0.25% decrease	1.58%	2.08%	1.96%	1.78%	3.44%	1.99%
	0.25% increase	(1.55)%	(2.03)%	(1.91)%	(2.22)%	(0.95)%	(1.99)%

D. Distributions Declared

With the authorization of our board of directors, we declared monthly distributions for the month of January 2022 for each class of our common stock at the following rates (as rounded to the nearest three decimal places):

January 2022	Gross Distribution		Distribution and Stockholder Servicing Fee		Net Distribution	
Class T Shares	\$	0.052	\$	0.009	\$	0.043
Class S Shares	\$	0.052	\$	0.007	\$	0.045
Class D Shares	\$	0.052	\$	0.002	\$	0.050
Class I Shares	\$	0.052	\$	—	\$	0.052
Class AX Shares	\$	0.052	\$	—	\$	0.052
Class TX Shares	\$	0.052	\$	0.009	\$	0.043
Class IX Shares	\$	0.052	\$	0.002	\$	0.050

The net distributions for each class of shares of our common stock (which represents the gross distributions less the distribution and stockholder servicing fee for each applicable class of shares of common stock) will be payable to stockholders of record as of the last business day of January 2022, and will be paid on the first business day of February 2022. These distributions will be paid in cash or reinvested in shares of our common stock for stockholders participating in our distribution reinvestment plan. Distributions reinvested pursuant to our distribution reinvestment plan will be reinvested in shares of the same class of shares as the shares on which the distributions are being made. Some or all of the cash distributions may be paid from sources other than cash flows from operations.

E. Update to Experts

The following updates the “Experts” disclosure on page 180 of the Prospectus:

The statements included in this Supplement under Section C, “December 31, 2021 NAV Per Share,” relating to the role of Altus as the independent valuation advisor, have been reviewed by Altus and are included in this Supplement given the authority of Altus as an expert in real estate valuations.

HINES GLOBAL INCOME TRUST, INC.
SUPPLEMENT NO. 10, DATED DECEMBER 17, 2021
TO THE PROSPECTUS, DATED JUNE 2, 2021

This prospectus supplement (this “Supplement”) is part of and should be read in conjunction with the prospectus of Hines Global Income Trust, Inc., dated June 2, 2021 (the “Prospectus”), as supplemented by Supplement No. 1, dated June 16, 2021, Supplement No. 2, dated July 16, 2021, Supplement No. 3, dated August 17, 2021, Supplement No. 4, dated August 18, 2021, Supplement No. 5, dated August 26, 2021, Supplement No. 6, dated September 16, 2021, Supplement No. 7, dated October 15, 2021, Supplement No. 8, dated November 15, 2021 and Supplement No. 9, dated November 15, 2021. Unless otherwise defined herein, capitalized terms used in this Supplement shall have the same meanings as in the Prospectus.

The purposes of this Supplement are as follows:

- A. to provide an update on the status of our current public offering;
- B. to update the offering price and transaction price for each class of our common stock for subscriptions to be accepted as of January 1, 2022;
- C. to disclose the calculation of our November 30, 2021 net asset value (“NAV”) per share, as determined in accordance with our valuation procedures, for each of our share classes;
- D. to provide an update regarding distributions declared; and
- E. to update disclosure in the “Experts” section of the Prospectus.

A. Status of Our Offerings

We launched our third public offering on June 2, 2021 which had its first monthly closing on July 1, 2021. Our second public offering was terminated immediately prior to the commencement of our third public offering on June 2, 2021. As of December 17, 2021, we have received gross proceeds of approximately \$323.0 million from the sale of 31.1 million shares of our common stock through our current public offering, including proceeds from our distribution reinvestment plan. As of December 17, 2021, approximately \$1.69 billion of our common shares remained available for sale pursuant to our current public offering in any combination of Class T Shares, Class S Shares, Class D Shares, and Class I Shares, exclusive of approximately \$485.1 million of shares available under our distribution reinvestment plan.

B. January 1, 2022 Offering Price and Transaction Price

The transaction price for each share class of our common stock for subscriptions to be accepted as of January 1, 2022 (and repurchases as of December 31, 2021) is as follows:

	Offering Price⁽¹⁾		Transaction Price⁽¹⁾	
	(per share)		(per share)	
Class T	\$	10.88	\$	10.50
Class S	\$	10.88	\$	10.50
Class D	\$	10.50	\$	10.50
Class I	\$	10.50	\$	10.50

(1) Prices presented are rounded to the nearest cent. Actual transactions are based on prices rounded to four decimals.

The transaction price for each of our share classes is equal to such class’s NAV per share as of November 30, 2021. The NAV per share as of November 30, 2021 is the same for each of our share classes. A calculation of the NAV per share is set forth below. The purchase price of our common stock for each share class equals the transaction price of such class, plus applicable upfront selling commissions and dealer manager fees.

C. November 30, 2021 NAV Per Share

Our board of directors has appointed a valuation committee comprised of independent directors, which we refer to herein as the valuation committee, to be responsible for the oversight of the valuation process. The valuation committee has adopted a valuation policy, as approved by our board of directors, and as amended from time to time, that contains a comprehensive set of methodologies to be used in connection with the calculation of our NAV. Our most recent NAV per share for each share class, which is updated as of the last calendar day of each month, is posted on our website at hinesglobalincometrust.com and is also available on our toll-free information line at (888) 220-6121. Please see "Valuation Policy and Procedures" in our Prospectus for a more detailed description of our valuation procedures, including important disclosure regarding interim real property valuations provided by our Advisor and reviewed by Altus Group U.S. Inc., or Altus, the independent valuation advisor we have engaged to prepare appraisal reviews and carry out a review of the calculation of the NAV for the Company. All parties engaged by us in the calculation of our NAV, including our Advisor, are subject to the oversight of our valuation committee. Generally, all of our real properties are appraised once each calendar year by third party appraisal firms in accordance with our valuation guidelines and such appraisals are reviewed by Altus. Altus reviewed the calculation of the new NAV per share of our common stock as of November 30, 2021, as set forth, and concurred with the calculation of the new NAV per share. Throughout the Prospectus, all references to Altus as the "independent valuation firm" are hereby superseded and replaced with "independent valuation advisor."

The table below sets forth the calculation of our NAV per share of each class of shares of our common stock as of November 30, 2021 and October 31, 2021 (the NAV per share is the same for each class of shares of our common stock):

	November 30, 2021		October 31, 2021	
	Gross Amount (in thousands)	Per Share	Gross Amount (in thousands)	Per Share
Real estate investments	\$ 2,530,327	\$ 17.14	\$ 2,414,279	\$ 17.09
Other assets	179,779	1.22	166,726	1.18
Debt and other liabilities	(1,160,884)	(7.86)	(1,107,082)	(7.84)
NAV	\$ 1,549,222	\$ 10.50	\$ 1,473,923	\$ 10.43
Shares outstanding	147,610		141,267	

Our consolidated balance sheet as of November 30, 2021 includes a liability of \$34.4 million related to distribution and stockholder servicing fees payable to Hines Securities, Inc. (the "Dealer Manager") in future periods with respect to shares of its common stock. The NAV per share as of November 30, 2021 does not include any liability for distribution and stockholder servicing fees that may become payable after November 30, 2021, since these fees may not ultimately be paid in certain circumstances, including if Hines Global was liquidated or if there was a listing of our common stock.

The valuations of our real properties as of November 30, 2021 were reviewed by Altus in accordance with our valuation procedures. Certain key assumptions that were used in the discounted cash flow analysis, which were determined by our Advisor and reviewed by Altus, are set forth in the following table based on weighted-averages by property type. However, the table below excludes assumptions related to properties acquired in the past 12 months since the acquisition cost of these properties will serve as their value for a period of up to one year following their acquisition, in accordance with our valuation policy.

	Office	Industrial	Retail	Residential/ Living	Weighted- Average Basis
Capitalization rate	6.50%	5.46%	6.76%	5.31%	5.69%
Discount rate / internal rate of return ("IRR")	7.14%	5.95%	7.30%	6.28%	6.35%
Average holding period (years)	7.0	9.7	10.0	10.0	9.6

A change in the rates used would impact the calculation of the value of our real properties. For example, assuming all other factors remain constant, the changes listed below would result in the following effects on the value of our real properties:

Input	Hypothetical Change	Office	Industrial	Retail	Residential /Living	Weighted-Average Values
Capitalization rate (weighted-average)	0.25% decrease	3.41%	3.43%	2.33%	2.37%	2.94%
	0.25% increase	(3.16)%	(3.12)%	(2.16)%	(3.66)%	(3.14)%
Discount rate (weighted-average)	0.25% decrease	1.59%	1.97%	1.96%	1.27%	1.73%
	0.25% increase	(1.56)%	(1.93)%	(1.92)%	(2.70)%	(2.13)%

D. Distributions Declared

With the authorization of our board of directors, we declared monthly distributions for the month of December 2021 for each class of our common stock at the following rates (as rounded to the nearest three decimal places):

December 2021	Gross Distribution	Distribution and Stockholder Servicing Fee	Net Distribution
Class T Shares	\$ 0.052	\$ 0.009	\$ 0.043
Class S Shares	\$ 0.052	\$ 0.007	\$ 0.045
Class D Shares	\$ 0.052	\$ 0.002	\$ 0.050
Class I Shares	\$ 0.052	\$ —	\$ 0.052
Class AX Shares	\$ 0.052	\$ —	\$ 0.052
Class TX Shares	\$ 0.052	\$ 0.009	\$ 0.043
Class IX Shares	\$ 0.052	\$ 0.002	\$ 0.050

The net distributions for each class of shares of our common stock (which represents the gross distributions less the distribution and stockholder servicing fee for each applicable class of shares of common stock) will be payable to stockholders of record as of the last business day of December 2021, and will be paid on the first business day of January 2022. These distributions will be paid in cash or reinvested in shares of our common stock for stockholders participating in our distribution reinvestment plan. Distributions reinvested pursuant to our distribution reinvestment plan will be reinvested in shares of the same class of shares as the shares on which the distributions are being made. Some or all of the cash distributions may be paid from sources other than cash flows from operations.

E. Update to Experts

The following updates the “Experts” disclosure on page 180 of the Prospectus:

The statements included in this Supplement under Section C, “November 30, 2021 NAV Per Share,” relating to the role of Altus as the independent valuation advisor, have been reviewed by Altus and are included in this Supplement given the authority of Altus as an expert in real estate valuations.

HINES GLOBAL INCOME TRUST, INC.
SUPPLEMENT NO. 9, DATED NOVEMBER 15, 2021
TO THE PROSPECTUS, DATED JUNE 2, 2021

This prospectus supplement (this “Supplement”) is part of and should be read in conjunction with the prospectus of Hines Global Income Trust, Inc., dated June 2, 2021 (the “Prospectus”), as supplemented by Supplement No. 1, dated June 16, 2021, Supplement No. 2, dated July 16, 2021, Supplement No. 3, dated August 17, 2021, Supplement No. 4, dated August 18, 2021, Supplement No. 5, dated August 26, 2021, Supplement No. 6, dated September 16, 2021, Supplement No. 7, dated October 15, 2021 and Supplement No. 8, dated November 15, 2021. Unless otherwise defined herein, capitalized terms used in this Supplement shall have the same meanings as in the Prospectus.

The purpose of this Supplement is to include our Quarterly Report on Form 10-Q for the quarter ended September 30, 2021, as filed with the Securities and Exchange Commission on November 12, 2021. The report (without exhibits) is attached to this Supplement.

UNITED STATES SECURITIES AND EXCHANGE COMMISSION
Washington, D.C. 20549

FORM 10-Q

(Mark One)

☒ **QUARTERLY REPORT PURSUANT TO SECTION 13 OR 15(d) OF THE SECURITIES EXCHANGE ACT OF 1934**

For the quarterly period ended September 30, 2021
or

☐ **TRANSITION REPORT PURSUANT TO SECTION 13 OR 15(d) OF THE SECURITIES EXCHANGE ACT OF 1934**

For the transition period from to

Commission file number: 000-55599

Hines Global Income Trust, Inc.

(Exact name of registrant as specified in its charter)

Maryland

(State or other jurisdiction of incorporation or organization)

80-0947092

(I.R.S. Employer Identification No.)

2800 Post Oak Boulevard

Suite 5000

Houston Texas

(Address of principal executive offices)

77056-6118

(Zip code)

(888) 220-6121

(Registrant's telephone number, including area code)

Securities registered pursuant to Section 12(b) of the Exchange Act: None.

Indicate by check mark whether the registrant (1) has filed all reports required to be filed by Section 13 or 15(d) of the Securities Exchange Act of 1934 during the preceding 12 months (or for such shorter period that the registrant was required to file such reports), and (2) has been subject to such filing requirements for the past 90 days. Yes ☒ No ☐

Indicate by check mark whether the registrant has submitted electronically every Interactive Data File required to be submitted pursuant to Rule 405 of Regulation S-T (§232.405 of this chapter) during the preceding 12 months (or for such shorter period that the registrant was required to submit such files). Yes ☒ No ☐

Indicate by check mark whether the registrant is a large accelerated filer, an accelerated filer, a non-accelerated filer, smaller reporting company, or an emerging growth company. See the definitions of "large accelerated filer," "accelerated filer," "smaller reporting company," and "emerging growth company" in Rule 12b-2 of the Exchange Act.

Large accelerated filer ☐

Accelerated filer ☐

Non-accelerated filer ☒

Smaller reporting company ☐

Emerging growth company ☐

If an emerging growth company, indicate by check mark if the registrant has elected not to use the extended transition period for complying with any new or revised financial accounting standards provided pursuant to Section 13 (a) of the Exchange Act. ☐

Indicate by check mark whether the registrant is a shell company (as defined in Rule 12b-2 of the Exchange Act). Yes ☐ No ☒

As of November 1, 2021, approximately 28.3 million shares of the registrant's Class AX common stock, 8.7 million shares of the registrant's Class TX common stock, 0.1 million shares of the registrant's Class IX common stock, 52.6 million shares of the registrant's Class T common stock, 1.0 million shares of the registrant's Class S common stock, 18.0 million shares of the registrant's Class D common stock and 38.9 million shares of the registrant's Class I common stock were outstanding.

TABLE OF CONTENTS

PART I – FINANCIAL INFORMATION

Item 1.	Condensed Consolidated Financial Statements (Unaudited):	
	Condensed Consolidated Balance Sheets	1
	Condensed Consolidated Statements of Operations and Comprehensive Income (Loss)	2
	Condensed Consolidated Statements of Equity	3
	Condensed Consolidated Statements of Cash Flows	5
	Notes to the Condensed Consolidated Financial Statements	6
Item 2.	Management’s Discussion and Analysis of Financial Condition and Results of Operations	27
Item 3.	Quantitative and Qualitative Disclosures About Market Risk	56
Item 4.	Controls and Procedures	56

PART II – OTHER INFORMATION

Item 1.	Legal Proceedings	58
Item 1A.	Risk Factors	58
Item 2.	Unregistered Sales of Equity Securities and Use of Proceeds	58
Item 3.	Defaults Upon Senior Securities	60
Item 4.	Mine Safety Disclosures	60
Item 5.	Other Information	60
Item 6.	Exhibits	61

PART I - FINANCIAL INFORMATION
Item 1. Condensed Consolidated Financial Statements

HINES GLOBAL INCOME TRUST, INC.
CONDENSED CONSOLIDATED BALANCE SHEETS
(UNAUDITED)

	September 30, 2021	December 31, 2020
	(in thousands, except per share amounts)	
ASSETS		
Investment property, net	\$ 1,854,680	\$ 1,558,060
Investments in real estate-related securities	65,797	51,137
Cash and cash equivalents	64,752	55,998
Restricted cash	24,304	21,565
Derivative instruments	174	286
Tenant and other receivables, net	19,580	16,644
Intangible lease assets, net	205,333	121,830
Right-of-use asset, net	4,067	4,367
Deferred leasing costs, net	35,546	17,471
Deferred financing costs, net	2,078	1,372
Other assets	17,104	14,687
Total assets	\$ 2,293,415	\$ 1,863,417
LIABILITIES AND EQUITY		
Liabilities:		
Accounts payable and accrued expenses	\$ 56,302	\$ 35,549
Due to affiliates	49,665	39,295
Intangible lease liabilities, net	37,361	21,393
Operating lease liability	1,503	1,598
Other liabilities	23,326	17,637
Derivative instruments	31	22
Distributions payable	6,597	4,909
Notes payable, net	1,024,366	880,796
Total liabilities	1,199,151	1,001,199
Commitments and contingencies (Note 11)	—	—
Equity:		
Stockholders' equity:		
Preferred shares, \$0.001 par value per share; 500,000 preferred shares authorized, none issued or outstanding as of September 30, 2021 and December 31, 2020	—	—
Common shares, \$0.001 par value per share (Note 6)	137	104
Additional paid-in capital	1,263,633	938,736
Accumulated distributions in excess of earnings	(179,804)	(99,451)
Accumulated other comprehensive income (loss)	10,298	22,829
Total stockholders' equity	1,094,264	862,218
Noncontrolling interests	—	—
Total equity	1,094,264	862,218
Total liabilities and equity	\$ 2,293,415	\$ 1,863,417

See notes to the condensed consolidated financial statements.

HINES GLOBAL INCOME TRUST, INC.
CONDENSED CONSOLIDATED STATEMENTS OF OPERATIONS AND COMPREHENSIVE INCOME (LOSS)
(UNAUDITED)

	Three Months Ended September 30,		Nine Months Ended September 30,	
	2021	2020	2021	2020
	(in thousands, except per share amounts)			
Revenues:				
Rental revenue	\$ 45,790	\$ 29,199	\$ 123,690	\$ 89,319
Other revenue	822	620	2,605	2,159
Total revenues	46,612	29,819	126,295	91,478
Expenses:				
Property operating expenses	11,338	8,566	30,951	23,779
Real property taxes	5,229	3,691	14,409	10,662
Property management fees	1,551	1,185	4,461	3,734
Depreciation and amortization	21,460	15,190	66,403	45,876
Acquisition related expenses	62	78	77	369
Asset management fees	4,252	2,974	11,558	8,512
Performance participation allocation	4,212	—	11,695	—
General and administrative expenses	1,088	1,046	3,897	3,370
Total expenses	49,192	32,730	143,451	96,302
Other income (expenses):				
Gain (loss) on derivative instruments	335	(867)	59	7,602
Gain (loss) on investments in real estate-related securities	125	866	9,214	(3,736)
Gain on sale of real estate	—	39	1,432	130,140
Foreign currency gains (losses)	(1,312)	283	(945)	(862)
Interest expense	(6,844)	(5,455)	(18,592)	(15,850)
Interest and other income	581	440	1,564	1,152
Income (loss) before benefit (provision) for income taxes	(9,695)	(7,605)	(24,424)	113,622
Benefit (provision) for income taxes	(135)	594	(2,818)	2,432
Provision for income taxes related to sale of real estate	(1,132)	—	(1,132)	(7,773)
Net income (loss)	(10,962)	(7,011)	(28,374)	108,281
Net (income) loss attributable to noncontrolling interests	(3)	(3)	(10)	(10)
Net income (loss) attributable to common stockholders	\$ (10,965)	\$ (7,014)	\$ (28,384)	\$ 108,271
Basic and diluted income (loss) per common share	\$ (0.08)	\$ (0.07)	\$ (0.23)	\$ 1.15
Weighted average number of common shares outstanding	132,341	97,520	120,960	93,769
Comprehensive income (loss):				
Net income (loss)	\$ (10,962)	\$ (7,011)	\$ (28,374)	\$ 108,281
Other comprehensive income (loss):				
Foreign currency translation adjustment	(8,933)	14,072	(12,531)	3,942
Comprehensive income (loss)	\$ (19,895)	\$ 7,061	\$ (40,905)	\$ 112,223
Comprehensive (income) loss attributable to noncontrolling interests	(3)	(3)	(10)	(10)
Comprehensive income (loss) attributable to common stockholders	\$ (19,898)	\$ 7,058	\$ (40,915)	\$ 112,213

See notes to the condensed consolidated financial statements.

HINES GLOBAL INCOME TRUST, INC.
CONDENSED CONSOLIDATED STATEMENTS OF EQUITY
(UNAUDITED)
(In thousands)

Hines Global Income Trust, Inc. Stockholders

	Common Shares		Additional Paid-in Capital	Accumulated Distributions in Excess of Earnings	Accumulated Other Comprehensive Income (Loss)	Total Stockholders' Equity	Noncontrolling Interests
	Shares	Amount					
Balance as of January 1, 2021	103,781	\$ 104	\$ 938,736	\$ (99,451)	\$ 22,829	\$ 862,218	\$ —
Issuance of common shares	10,424	10	105,427	—	—	105,437	—
Distributions declared	—	—	—	(15,593)	—	(15,593)	(3)
Redemption of common shares	(1,354)	(1)	(11,741)	—	—	(11,742)	—
Selling commissions, dealer manager fees and distribution and stockholder servicing fees	—	—	(2,717)	—	—	(2,717)	—
Offering costs	—	—	(723)	—	—	(723)	—
Net income (loss)	—	—	—	(5,721)	—	(5,721)	3
Foreign currency translation adjustment	—	—	—	—	(7,678)	(7,678)	—
Balance as of March 31, 2021	<u>112,851</u>	<u>\$ 113</u>	<u>\$ 1,028,982</u>	<u>\$ (120,765)</u>	<u>\$ 15,151</u>	<u>\$ 923,481</u>	<u>\$ —</u>
Issuance of common shares	13,297	13	135,778	—	—	135,791	—
Distributions declared	—	—	—	(17,293)	—	(17,293)	(4)
Redemption of common shares	(1,296)	(1)	(10,871)	—	—	(10,872)	—
Selling commissions, dealer manager fees and distribution and stockholder servicing fees	—	—	(5,238)	—	—	(5,238)	—
Offering costs	—	—	(686)	—	—	(686)	—
Net income (loss)	—	—	—	(11,698)	—	(11,698)	4
Foreign currency translation adjustment	—	—	—	—	4,080	4,080	—
Balance as of June 30, 2021	<u>124,852</u>	<u>\$ 125</u>	<u>\$ 1,147,965</u>	<u>\$ (149,756)</u>	<u>\$ 19,231</u>	<u>\$ 1,017,565</u>	<u>\$ —</u>
Issuance of common shares	12,810	13	132,428	—	—	132,441	—
Distributions declared	—	—	—	(19,083)	—	(19,083)	(3)
Redemption of common shares	(661)	(1)	(8,836)	—	—	(8,837)	—
Selling commissions, dealer manager fees and distribution and stockholder servicing fees	—	—	(5,384)	—	—	(5,384)	—
Offering costs	—	—	(2,540)	—	—	(2,540)	—
Net income (loss)	—	—	—	(10,965)	—	(10,965)	3
Foreign currency translation adjustment	—	—	—	—	(8,933)	(8,933)	—
Balance as of September 30, 2021	<u>137,001</u>	<u>\$ 137</u>	<u>\$ 1,263,633</u>	<u>\$ (179,804)</u>	<u>\$ 10,298</u>	<u>\$ 1,094,264</u>	<u>\$ —</u>

See notes to the condensed consolidated financial statements.

Hines Global Income Trust, Inc. Stockholders

	Common Shares		Additional Paid-in Capital	Accumulated Distributions in Excess of Earnings	Accumulated Other Comprehensive Income (Loss)	Total Stockholders' Equity	Noncontrolling Interests
	Shares	Amount					
Balance as of January 1, 2020	81,847	\$ 83	\$ 735,545	\$ (146,830)	\$ 2,723	\$ 591,521	\$ —
Issuance of common shares	10,735	12	112,179	—	—	112,191	—
Distributions declared	—	—	—	(12,401)	—	(12,401)	(3)
Redemption of common shares	(464)	—	(5,395)	—	—	(5,395)	—
Selling commissions, dealer manager fees and distribution and stockholder servicing fees	—	—	(6,240)	—	—	(6,240)	—
Offering costs	—	—	(863)	—	—	(863)	—
Net income (loss)	—	—	—	41,749	—	41,749	3
Foreign currency translation adjustment	—	—	—	—	(15,613)	(15,613)	—
Balance as of March 31, 2020	<u>92,118</u>	<u>\$ 95</u>	<u>\$ 835,226</u>	<u>\$ (117,482)</u>	<u>\$ (12,890)</u>	<u>\$ 704,949</u>	<u>\$ —</u>
Issuance of common shares	4,822	3	49,404	—	—	49,407	—
Distributions declared	—	—	—	(13,452)	—	(13,452)	(4)
Redemption of common shares	(1,037)	(1)	(11,399)	—	—	(11,400)	—
Selling commissions, dealer manager fees and distribution and stockholder servicing fees	—	—	(4,009)	—	—	(4,009)	—
Offering costs	—	—	(987)	—	—	(987)	—
Net income (loss)	—	—	—	73,536	—	73,536	4
Foreign currency translation adjustment	—	—	—	—	2,323	2,323	—
Foreign currency translation adjustment reclassified into earnings	—	—	—	—	3,160	3,160	—
Balance as of June 30, 2020	<u>95,903</u>	<u>\$ 97</u>	<u>\$ 868,235</u>	<u>\$ (57,398)</u>	<u>\$ (7,407)</u>	<u>\$ 803,527</u>	<u>\$ —</u>
Issuance of common shares	3,827	3	37,684	—	—	37,687	—
Distributions declared	—	—	—	(13,795)	—	(13,795)	(3)
Redemption of common shares	(837)	(1)	(7,246)	—	—	(7,247)	—
Selling commissions, dealer manager fees and distribution and stockholder servicing fees	—	—	(1,032)	—	—	(1,032)	—
Offering costs	—	—	(955)	—	—	(955)	—
Net income (loss)	—	—	—	(7,014)	—	(7,014)	3
Foreign currency translation adjustment	—	—	—	—	14,072	14,072	—
Balance as of September 30, 2020	<u>98,893</u>	<u>\$ 99</u>	<u>\$ 896,686</u>	<u>\$ (78,207)</u>	<u>\$ 6,665</u>	<u>\$ 825,243</u>	<u>\$ —</u>

See notes to the condensed consolidated financial statements.

HINES GLOBAL INCOME TRUST, INC.
CONDENSED CONSOLIDATED STATEMENTS OF CASH FLOWS
(UNAUDITED)

	Nine Months Ended September 30,	
	2021	2020
	(In thousands)	
CASH FLOWS FROM OPERATING ACTIVITIES:		
Net income (loss)	\$ (28,374)	\$ 108,281
Adjustments to reconcile net income (loss) to net cash from (used in) operating activities:		
Depreciation and amortization	68,333	47,570
Gain on sale of real estate	(1,432)	(130,140)
Foreign currency (gains) losses	945	862
(Gain) loss on derivative instruments	(59)	(7,602)
(Gain) loss on investments in real estate-related securities	(9,214)	3,736
Changes in assets and liabilities:		
Change in other assets	(2,786)	(5,710)
Change in tenant and other receivables	(3,060)	(3,551)
Change in deferred leasing costs	(21,155)	(3,589)
Change in accounts payable and accrued expenses	15,966	2,549
Change in other liabilities	4,718	(1,824)
Change in due to affiliates	6,665	(8,732)
Net cash from (used in) operating activities	30,547	1,850
CASH FLOWS FROM INVESTING ACTIVITIES:		
Investments in acquired properties and lease intangibles	(437,104)	(297,473)
Capital expenditures at operating properties	(10,983)	(6,988)
Proceeds from sale of real estate	—	340,495
Purchases of real estate-related securities	(42,961)	(34,174)
Proceeds from settlement of real estate-related securities	37,515	27,250
Net cash from (used in) investing activities	(453,533)	29,110
CASH FLOWS FROM FINANCING ACTIVITIES:		
Proceeds from issuance of common shares	347,643	178,433
Redemption of common shares	(33,377)	(23,130)
Payment of offering costs	(5,132)	(4,330)
Payment of selling commissions, dealer manager fees and distribution and stockholder servicing fees	(7,888)	(7,343)
Distributions paid to stockholders and noncontrolling interests	(24,334)	(17,958)
Proceeds from notes payable	484,599	216,545
Payments on notes payable	(322,730)	(263,202)
Payments on related party note payable	—	(75,000)
Change in security deposit liability	596	813
Deferred financing costs paid	(2,573)	(679)
Payments related to interest rate contracts	(12)	(74)
Net cash from (used in) financing activities	436,792	4,075
Effect of exchange rate changes on cash, restricted cash and cash equivalents	(2,313)	1,060
Net change in cash, restricted cash and cash equivalents	11,493	36,095
Cash, restricted cash and cash equivalents, beginning of period	77,563	56,438
Cash, restricted cash and cash equivalents, end of period	\$ 89,056	\$ 92,533

See notes to the condensed consolidated financial statements.

HINES GLOBAL INCOME TRUST INC, INC.
NOTES TO THE CONDENSED CONSOLIDATED FINANCIAL STATEMENTS (UNAUDITED)
For the Three and Nine Months Ended September 30, 2021 and 2020

1. ORGANIZATION

The accompanying interim unaudited condensed consolidated financial information has been prepared according to the rules and regulations of the United States Securities and Exchange Commission ("SEC"). In the opinion of management, all adjustments and eliminations, consisting only of normal recurring adjustments, necessary to present fairly and in conformity with accounting principles generally accepted in the United States of America ("GAAP") the financial position of Hines Global Income Trust, Inc. as of September 30, 2021 and December 31, 2020, and the results of operations for the three and nine months ended September 30, 2021 and 2020, the changes in stockholders' equity for each of the quarterly periods in the nine months ended September 30, 2021 and 2020, and cash flows for the nine months ended September 30, 2021 and 2020 have been included. The results of operations for such interim periods are not necessarily indicative of the results for the full year. Certain information and footnote disclosures normally included in financial statements prepared in accordance with GAAP have been condensed or omitted according to such rules and regulations. For further information, refer to the financial statements and footnotes included in Hines Global Income Trust, Inc.'s Annual Report on Form 10-K for the year ended December 31, 2020.

Hines Global Income Trust, Inc. (the "Company"), is a Maryland corporation formed to invest in a diversified portfolio of quality commercial real estate properties and other real estate investments throughout the United States and internationally, and to a lesser extent, invest in real-estate related securities. The Company is sponsored by Hines Interests Limited Partnership ("Hines"), a fully integrated global real estate investment and management firm that has acquired, developed, owned, operated and sold real estate for over 60 years. The Company is managed by HGIT Advisors LP (the "Advisor"), an affiliate of Hines. The Company conducts substantially all of its operations through HGIT Properties, LP (the "Operating Partnership"). An affiliate of the Advisor, Hines Global REIT II Associates LP, owns less than a 1% limited partner interest in the Operating Partnership as of September 30, 2021 and the Advisor also owns the special limited partnership interest in the Operating Partnership. The Company has elected to be taxed as a real estate investment trust, or REIT, for U.S. federal income tax purposes beginning with its taxable year ended December 31, 2015.

As of September 30, 2021, the Company owned direct real estate investments in 26 properties totaling 12.8 million square feet that were 96% leased. The Company raises capital for its investments through continuous public offerings of its common stock. The Company launched its third public offering of up to \$2.5 billion in shares of its common stock (the "Third Offering") on June 2, 2021 through which it is offering of up to \$2.5 billion in shares of common stock including \$500.0 million of shares offered under its distribution reinvestment plan. The Company terminated its second public offering immediately prior to the commencement of the Third Offering. As of November 12, 2021, the Company had received gross offering proceeds of approximately \$1.6 billion from the sale of 159.8 million shares through its public offerings, including shares issued pursuant to its distribution reinvestment plan.

2. SUMMARY OF SIGNIFICANT ACCOUNTING POLICIES

Basis of Presentation

The condensed consolidated financial statements of the Company included in this Quarterly Report on Form 10-Q include the accounts of Hines Global Income Trust, Inc. and the Operating Partnership (over which the Company exercises financial and operating control). All intercompany balances and transactions have been eliminated in consolidation.

Coronavirus Outbreak

The preparation of financial statements in conformity with U.S GAAP requires the Company's management to make estimates and assumptions that affect the amounts reported in the financial statements. Although these estimates are based on management's knowledge of current events and actions it may undertake in the future, actual results may differ from these estimates. In particular, the COVID-19 pandemic (more commonly referred to as the Coronavirus pandemic), has adversely impacted and may further adversely impact the Company's business, the businesses of the Company's tenants and the real estate market generally. The full extent to which the pandemic will directly or indirectly impact the Company's business, results of operations and financial condition, including fair value measurements, and asset impairment charges, will depend on future developments that are highly uncertain and difficult to predict. These developments include, but are not limited to, the duration and spread of the outbreak, its severity, the actions to contain the virus or address its impact, governmental actions to contain the spread of the pandemic and respond to the reduction in global economic activity, and how quickly and to what extent normal economic and operating conditions can resume.

The ongoing global outbreak of the Coronavirus pandemic continues to adversely impact global commercial activity. It has disrupted global travel and supply chains, adversely impacted global commercial activity, and its long-term economic impact remains uncertain. Although the outlook is improving in certain areas of the world, including the United States, the United Kingdom and Europe, considerable uncertainty still surrounds the Coronavirus and its potential effects on the population, as well as the effectiveness of any responses taken on a national and local level by government authorities and businesses. The travel restrictions, limits on hours of operations and/or closures of non-essential businesses and other efforts to curb the spread of the Coronavirus significantly disrupted business activity globally, including in the markets where the Company invests, and has had an adverse impact on the performance of certain of the Company's investments. Many of the Company's tenants have been subject to various quarantine restrictions. These restrictions particularly adversely impacted many of the Company's retail tenants (other than grocery tenants), as government instructions regarding social distancing, capacity limitations and mandated closures have reduced and, in some cases, eliminated customer foot traffic, causing many of the Company's retail tenants to temporarily close their brick and mortar stores for a portion of 2020. Although businesses in most markets where the Company invests have been permitted to fully or partially re-open, certain areas have experienced a return to restrictions such as mask mandates subsequent to re-opening and no assurance can be given as to when such restrictions will be lifted or that additional closures will not occur. While vaccines have been widely administered, vaccination rates in the U.S. and markets outside the U.S. where the Company invests lag behind the levels desired by public health officials and it is unclear when businesses around the world will return to pre-pandemic activity levels. As of September 30, 2021, the Company owned two retail properties in the U.S., which comprised 16% of the Company's total revenue for the nine months ended September 30, 2021. The Company agreed to grant \$3.8 million of rent relief to its retail tenants during the year ended December 31, 2020, as a result of their lost revenues resulting from the Coronavirus pandemic at these properties. Such rent relief consisted of rental payments that were forgiven or reduced due to the conversion of fixed rental payments to rental payments based on a percentage of the tenant's revenues as well as rent payments that were deferred to future periods. The Company has not granted significant additional rent relief during the nine months ended September 30, 2021. While rent collections were adversely affected in the early months of the pandemic, consumer traffic and rent collections at these properties has recovered to pre-pandemic levels. However, if infection rates begin to significantly increase and there are additional government mandated shutdowns it could reduce consumer traffic at the Company's retail properties and negatively impact future rent collections.

Additionally, the Company refunded \$2.2 million in rent to students across its international student housing portfolio during the year ended December 31, 2020 and \$0.7 million for the period from January 2021 through May 2021 as a result of temporary university closures. In-campus learning resumed at the start of the 2021/2022 school year, but it is difficult to predict whether additional closures may occur. The Company's other property types have not been materially impacted by the Coronavirus pandemic to date.

Correction of Immaterial Error

During the quarter ended June 30, 2021, the Company identified an immaterial error in the calculation of deferred tax assets and related valuation allowance at one of its properties. As a result of this error, “Other Assets” included in the Company’s Consolidated Balance Sheet as of December 31, 2020 was overstated by \$2.9 million and the “Benefit (provision) for income taxes” and “Net Income” included in the Consolidated Statements of Operations and Comprehensive Income (Loss) was overstated by \$2.9 million for the year then ended. The Company corrected these errors in the quarterly period ended June 30, 2021, which increased net loss by \$2.9 million for the nine months ended September 30, 2021. Management evaluated the effects of these out-of-period adjustments, both qualitatively and quantitatively, and concluded that the errors and the related correction were not material both individually and in the aggregate to the current period or prior periods.

Investments in Real Estate-Related Securities

The Company holds investments in real estate-related securities, which consist of common equities, preferred equities and debt investments of publicly traded REITs. The Company has elected to classify these investments as trading securities and carry such investments at fair value. These assets are valued on a recurring basis. The Company earns interest and dividend income monthly related to these securities, which is recorded in interest and other income in the Company’s Condensed Consolidated Statements of Operations and Comprehensive Income (Loss). The table below presents the effects of the changes in fair value of the Company’s real estate-related securities in the Company’s Condensed Consolidated Statements of Operations and Comprehensive Income (Loss) for the three and nine months ended September 30, 2021 and 2020 (in thousands):

	Gain (Loss) on Investments in Real Estate-Related Securities			
	Three months ended September 30,		Nine months ended September 30,	
	2021	2020	2021	2020
Unrealized gain (loss)	\$ (1,787)	\$ 1,386	\$ 3,754	\$ (1,454)
Realized gain (loss)	1,912	(520)	5,460	(2,282)
Total gain (loss) on real estate-related securities	<u>\$ 125</u>	<u>\$ 866</u>	<u>\$ 9,214</u>	<u>\$ (3,736)</u>

Tenant and Other Receivables

Tenant and other receivables consists primarily of base rents, tenant reimbursements and receivables attributable to straight-line rent, and are carried at cost. As of September 30, 2021 and December 31, 2020, the Company had receivables related to base rents and tenant reimbursements of \$5.9 million and \$4.6 million, respectively. Straight-line rent receivable consists of the difference between the tenants’ rents calculated on a straight-line basis from the date of acquisition or lease commencement over the remaining terms of the related leases and the tenants’ actual rents due under the lease agreements. Straight-line rent receivables were \$12.1 million and \$9.1 million as of September 30, 2021 and December 31, 2020, respectively.

Other Assets

Other assets included the following (in thousands):

	September 30, 2021	December 31, 2020
Prepaid insurance	\$ 1,941	\$ 1,133
Prepaid property taxes	2,976	1,845
Deferred tax assets ⁽¹⁾	9,218	9,478
Other	2,969	2,231
Other assets	<u>\$ 17,104</u>	<u>\$ 14,687</u>

- (1) Includes the effects of a valuation allowance of \$9.8 million and \$3.3 million as of September 30, 2021 and December 31, 2020, respectively.

3. INVESTMENT PROPERTY

Investment property consisted of the following amounts as of September 30, 2021 and December 31, 2020 (in thousands):

	September 30, 2021	December 31, 2020
Buildings and improvements	\$ 1,466,891	\$ 1,216,004
Less: accumulated depreciation	(85,701)	(60,019)
Buildings and improvements, net	1,381,190	1,155,985
Land	473,490	402,075
Investment property, net	<u>\$ 1,854,680</u>	<u>\$ 1,558,060</u>

The Company proactively closed the residential accommodations at Montrose Student Residences in August 2020 to more efficiently perform renovations including the replacement of certain building safety equipment systems. In conjunction with the renovation, the Company recorded accelerated depreciation of \$11.0 million to Depreciation and amortization on the Condensed Consolidated Statements of Operations and Comprehensive Income (Loss) during the first half of 2021 related to portions of the building that were taken out of service. The Company expects the renovation to be completed in the middle of next year.

Recent Acquisitions of Investment Property

In February 2021, the Company acquired 5301 Patrick Henry, a manufacturing research and development campus located in Santa Clara, California. The net purchase price for 5301 Patrick Henry was \$68.0 million, exclusive of transaction costs and working capital reserves.

In April 2021, the Company acquired an additional building at ABC Westland, the industrial property located in The Hague, Netherlands. The net purchase price for the additional building, ABC Westland A3.2, was €7.3 million (approximately \$8.9 million, assuming a rate of \$1.22 per EUR as of the acquisition date), exclusive of transaction costs and working capital reserves.

In May 2021, the Company acquired 900 Patrol Road, an industrial logistics property located in Jeffersonville, Indiana. The net purchase price for 900 Patrol Road was \$98.7 million, exclusive of transaction costs and working capital reserves.

In May 2021, the Company acquired 1015 Half Street, an office property located in Washington, D.C. The net purchase price for 1015 Half Street was \$223.3 million, exclusive of transaction costs and working capital reserves.

In June 2021, the Company acquired Miramar Activity Business Center, an industrial logistics property located in San Diego, California. The net purchase price for Miramar Activity Business Center was \$40.9 million, exclusive of transaction costs and working capital reserves.

The amounts recognized for the asset acquisitions as of the acquisition dates were determined by allocating the net purchase price as follows (in thousands):

Property Name	Acquisition Date	Building and Improvements	Land	In-place Lease Intangibles	Out-of-Market Lease Intangibles, Net	Total
5301 Patrick Henry	2/10/2021	\$ 36,651	\$ 19,089	\$ 15,136	\$ (2,711)	\$ 68,165
ABC Westland A3.2	4/30/2021	\$ 8,400	\$ —	\$ 678	\$ —	\$ 9,078
900 Patrol Road	5/17/2021	\$ 79,242	\$ 7,977	\$ 11,656	\$ —	\$ 98,875
1015 Half Street	5/19/2021	\$ 131,745	\$ 32,884	\$ 81,861	\$ (17,391)	\$ 229,099
Miramar Activity Business Center	6/30/2021	\$ 17,007	\$ 19,573	\$ 4,411	\$ 34	\$ 41,025

As of September 30, 2021, the cost basis and accumulated amortization related to lease intangibles are as follows (in thousands):

	Lease Intangibles		
	In-Place Leases	Out-of-Market Lease Assets	Out-of-Market Lease Liabilities
Cost	\$ 255,396	\$ 12,201	\$ (47,445)
Less: accumulated amortization	(59,170)	(3,094)	10,084
Net	<u>\$ 196,226</u>	<u>\$ 9,107</u>	<u>\$ (37,361)</u>

As of December 31, 2020, the cost basis and accumulated amortization related to lease intangibles were as follows (in thousands):

	Lease Intangibles		
	In-Place Leases	Out-of-Market Lease Assets	Out-of-Market Lease Liabilities
Cost	\$ 153,358	\$ 12,362	\$ (27,792)
Less: accumulated amortization	(41,998)	(1,892)	6,399
Net	<u>\$ 111,360</u>	<u>\$ 10,470</u>	<u>\$ (21,393)</u>

Amortization expense of in-place leases was \$11.3 million and \$7.9 million for the three months ended September 30, 2021 and 2020, respectively. Net amortization of out-of-market leases resulted in an increase to rental revenue of \$1.4 million and \$0.5 million for the three months ended September 30, 2021 and 2020, respectively.

Amortization expense of in-place leases was \$27.4 million and \$24.4 million for the nine months ended September 30, 2021 and 2020, respectively. Net amortization of out-of-market leases resulted in an increase to rental revenue of \$2.6 million and \$1.4 million for the nine months ended September 30, 2021 and 2020, respectively.

Anticipated amortization of the Company's in-place leases and out-of-market leases, net for the period from October 1, 2021 through December 31, 2021 and for each of the years ending December 31, 2022 through December 31, 2026 are as follows (in thousands):

	In-Place Lease	Out-of-Market Leases, Net
October 1, 2021 through December 31, 2021	\$ 10,382	\$ (1,398)
2022	\$ 40,406	\$ (5,525)
2023	\$ 35,168	\$ (5,082)
2024	\$ 28,807	\$ (4,159)
2025	\$ 23,362	\$ (3,007)
2026	\$ 16,072	\$ (1,402)

Commercial Leases

The Company's commercial leases are generally for terms of 15 years or less and may include multiple options to extend the lease term upon tenant election. The Company's leases typically do not include an option to purchase. Generally, the Company does not expect the value of its real estate assets to be impacted materially at the end of any individual lease term, as the Company is typically able to re-lease the space and real estate assets tend to hold their value over a long period of time. Tenant terminations prior to the lease end date occasionally result in a one-time termination fee based on the remaining unpaid lease payments including variable payments and could be material to the tenant. Many of the Company's leases have increasing minimum rental rates during the terms of the leases through escalation provisions. In addition, the majority of the Company's leases provide for separate billings for variable rent, such as, reimbursements of real estate taxes, maintenance and insurance and may include an amount based on a percentage of the tenants' sales. Total billings related to expense reimbursements from tenants for the three and nine months ended September 30, 2021 were \$6.0 million and \$17.6 million, respectively, and for the three and nine months ended September 30, 2020 were \$4.4 million and \$13.1 million, respectively, which are included in rental revenue on the Condensed Consolidated Statements of Operations and Comprehensive Income (Loss).

The Company has entered into non-cancelable lease agreements with tenants for space. As of September 30, 2021, the approximate fixed future minimum rentals for the period from October 1, 2021 through December 31, 2021, for each of the years ending December 31, 2022 through 2026 and thereafter related to the Company's commercial properties are as follows (in thousands):

	Fixed Future Minimum Rentals
October 1, 2021 through December 31, 2021	\$ 26,647
2022	105,050
2023	95,217
2024	83,592
2025	74,607
2026	59,821
Thereafter	193,873
Total	<u>\$ 638,807</u>

During the nine months ended September 30, 2021 and 2020, the Company did not earn more than 10% of its revenue from any individual tenant.

The Company also enters into leases with tenants at its student housing properties and multi-family properties. These leases generally have terms less than one year and do not contain options to extend, terminate or purchase, escalation clauses, or other such terms, which are common in the Company's commercial leases.

4. DEBT FINANCING

As of September 30, 2021 and December 31, 2020, the Company had approximately \$1.0 billion and \$885.5 million of debt outstanding, with weighted average years to maturity of 2.0 years and 2.4 years, respectively, and a weighted average interest rate of 1.94% and 2.08%, respectively. The following table provides additional information regarding the Company's debt outstanding at September 30, 2021 and December 31, 2020 (in thousands):

Description	Origination or Assumption Date	Maturity Date	Maximum Capacity in Functional Currency	Interest Rate Description	Interest Rate as of September 30, 2021	Principal Outstanding at September 30, 2021	Principal Outstanding at December 31, 2020
Secured Mortgage Debt							
Cottonwood Corporate Center	7/5/2016	8/1/2023	\$ 78,000	Fixed	2.98%	\$ 69,166	\$ 70,555
Rookwood Commons	1/6/2017	7/1/2023	\$ 67,000	Fixed	4.25%	51,237	54,500
Rookwood Pavilion	1/6/2017	7/1/2023	\$ 29,000	Fixed	4.25%	27,263	29,000
Montrose Student Residences	3/24/2017	3/23/2022	€ 22,605	Euribor + 2.00% ⁽¹⁾	2.00%	26,197	27,723
Queen's Court Student Residences	12/18/2017	12/18/2022	£ 29,500	Libor + 2.10% ⁽¹⁾	2.18%	39,701	40,265
Venue Museum District	9/21/2018	10/9/2021 ⁽²⁾	\$ 45,000	Libor + 1.95% ⁽¹⁾	4.02%	27,601	27,601
Fresh Park Venlo	10/3/2018	8/15/2023	€ 80,197	Euribor + 1.55% ⁽¹⁾	1.55%	92,940 ⁽³⁾	91,958
Maintal Logistics	2/21/2019	2/28/2024	€ 23,500	Euribor + 1.10% ⁽¹⁾	1.10%	26,531	28,292
ABC Westland	5/3/2019	2/15/2024	€ 82,830	Euribor + 1.55% ⁽¹⁾	1.55%	91,472 ⁽³⁾	87,197
Łódź Urban Logistics	9/20/2019	9/20/2024	€ 13,600	Fixed ⁽⁴⁾	1.05%	15,468	16,492
Glasgow West End	9/26/2019	9/26/2024	£ 43,200	Libor + 1.80% ⁽¹⁾	1.88%	58,139	58,964
Gdańsk PL II	10/4/2019	9/20/2024	€ 16,800	Fixed ⁽⁴⁾	1.05%	19,107	20,372
Madrid Airport Complex	6/19/2020	6/19/2023	€ 15,150	Fixed	2.80%	14,652	17,358
UK Logistics	7/7/2020	7/7/2023	£ 55,138 ⁽⁵⁾	Libor + 1.75% ⁽¹⁾	1.82%	74,204	75,257
Other Notes Payable							
JPMorgan Chase Revolving Credit Facility	9/13/2019	11/15/2023	\$ 425,000	Variable	1.48%	95,000	140,000
JPMorgan Chase Revolving Credit Facility - Term Loan	9/13/2019	11/15/2023	\$ 300,000	Variable	1.44%	300,000	100,000
Notes Payable						\$ 1,028,678	\$ 885,534
Affiliate Note Payable							
Credit Facility with Hines	10/2/2017	12/31/2021	\$ 75,000	Variable	N/A	—	—
Total Note Payable to Affiliate						\$ —	\$ —
Total Principal Outstanding						\$ 1,028,678	\$ 885,534
Unamortized financing fees						(4,312)	(4,738)
Total						<u>\$ 1,024,366</u>	<u>\$ 880,796</u>

- (1) On the loan origination date, the Company entered into an interest rate cap agreement as an economic hedge against the variability of future interest rates on this borrowing. See [Note 5](#)—Derivative Instruments for further details.
- (2) In October 2021, the Company fully repaid the outstanding balance of the credit facility secured by Venue Museum District.
- (3) The Company entered into amendments to increase the capacity of the secured mortgage loans for Fresh Park Venlo and ABC Westland in 2021 and made additional borrowings on these loans during the three months ended June 30, 2021.
- (4) On the loan origination date, the Company entered into an interest rate swap contract effectively fixing the interest rate for the full term of the facility. See [Note 5](#)—Derivative Instruments for further details.
- (5) This credit facility is collateralized by the following four industrial logistics properties: Charles Tyrwhitt DC, DSG Bristol, Royal Mail and Wakefield Logistics. In October 2021, the Company entered into an amendment to this facility to add 5100 Cross Point to the pool of properties that serve as collateral for this facility. Additionally, the maximum capacity available under this facility was increased by £17.8 million, which was drawn by the Company in October 2021.

JPMorgan Chase Debt Facilities

On July 30, 2021, the Company amended its revolving loan commitment (the “Revolving Credit Facility”) with JP Morgan Chase Bank, N.A. as administrative agent for itself and the various lenders named in the credit agreement. As amended, the Revolving Credit Facility increased the total capacity of the original credit agreement dated November 15, 2019, and amended as of November 13, 2020 from \$425.0 million to \$725.0 million with the Revolving Credit Facility providing for borrowings of up to \$425.0 million under a senior, unsecured revolving credit facility and \$300.0 million under a senior, unsecured term loan with options to increase the total capacity up to \$1.25 billion, subject to certain requirements. The maturity date was also extended to November 15, 2023, subject to two one-year extension options that the Company may exercise if it meets certain conditions.

The Company entered into a \$108.0 million bridge loan facility with JPMorgan in May 2021, to provide funding for the Company’s May 2021 acquisitions. This bridge loan was fully repaid in July 2021 using proceeds from the amended Revolving Credit Facility and the bridge loan facility was terminated in accordance with its terms.

During the nine months ended September 30, 2021, the Company made draws of approximately \$361.1 million and made payments of \$206.1 million on the Revolving Credit Facility, resulting in an outstanding balance of \$395.0 million on September 30, 2021. From October 1, 2021 through November 12, 2021, the Company made \$25.0 million in additional payments under the Amended Revolving Credit Facility, which resulted in an outstanding balance of \$370.0 million as of November 12, 2021.

Financial Covenants

The Company’s mortgage agreements and other loan documents for the debt described in the table above contain customary events of default, with corresponding grace periods, including payment defaults, bankruptcy-related defaults, and customary covenants, including limitations on liens and indebtedness and maintenance of certain financial ratios. As of September 30, 2021, the Company was out of compliance with the loan covenants related to its mortgage debt secured by Montrose Student Residences and Queen’s Court Student Residences. The properties were not in compliance with their debt yield calculations as of September 30, 2021. The lenders provided waivers of the covenants that were out of compliance, as the properties met certain conditions set forth by the lenders. These waivers eliminate any event of default occurring as a result of the debt yield calculation, and expire at the end of November 2021 at Montrose Student Residences and in February 2022 at Queen’s Court Student Residences. The Company is not aware of any other instances of noncompliance with financial covenants on any of its other loans as of the date of this report. The Company’s continued compliance with these covenants depends on many factors and could be impacted by current or future economic conditions associated with the Coronavirus pandemic. Failure to comply with any covenants would result in a default which, if the Company were unable to cure or obtain a waiver from the lenders, could accelerate the repayment obligations and impact the liquidity of the Company.

Principal Payments on Debt

The Company is required to make the following principal payments on its outstanding notes payable for the period from October 1, 2021 through December 31, 2021, for each of the years ending December 31, 2022 through December 31, 2025 and for the period thereafter (in thousands).

	Payments Due by Year					
	October 1, 2021 through December 31, 2021	2022	2023	2024	2025	Thereafter
Principal payments	\$ 28,824 ⁽¹⁾	\$ 70,734	\$ 719,809	\$ 209,311	\$ —	\$ —

- (1) Included in this amount is \$27.6 million in principal payments relating to the secured mortgage debt at Venue Museum District which was repaid in October 2021.

LIBOR is expected to be phased out or modified by June 2023, and the writing of contracts using LIBOR is expected to stop by the end of 2021. As of September 30, 2021, \$594.6 million of the Company’s outstanding debt had a variable interest rate tied to LIBOR. The loan agreements provide procedures for determining a replacement or alternative rate in the event that LIBOR is unavailable. However, there can be no assurances as to whether such replacement or alternative rate will be more or less favorable than LIBOR. The Company intends to monitor the developments with respect to the potential phasing out of LIBOR and work with its lenders to ensure any transition away from LIBOR will have minimal impact on its financial condition, but can provide no assurances regarding the impact of the discontinuation of LIBOR.

5. DERIVATIVE INSTRUMENTS

The Company has entered into several interest rate swap contracts and interest rate cap contracts in connection with certain of its secured mortgage loans in order to limit its exposure against the variability of future interest rates on its variable interest rate borrowings. The Company's interest rate swaps effectively fixed the interest rates on each of the loans to which they relate and the interest rate cap agreements have limited the interest rate on each of the loan to which they relate. The Company has not designated any of these derivatives as hedges for accounting purposes. The Company has not entered into a master netting arrangement with its third-party counterparty and does not offset on its Condensed Consolidated Balance Sheets the fair value amount recorded for its derivative instruments.

The Company has also entered into foreign currency forward contracts as economic hedges against the variability of foreign exchange rates related to certain cash flows of some of its international investments. These forward contracts fixed the currency exchange rates on each of the investments to which they related. The Company did not designate any of these contracts as fair value or cash flow hedges for accounting purposes.

The table below provides additional information regarding the Company's interest rate contracts as of September 30, 2021 (in thousands, except percentages).

Interest Rate Contracts

Type	Property	Effective Date	Expiration Date	Maximum Capacity of Debt in Functional Currency		Notional Amount	Interest Rate Received	Pay Rate / Strike Rate
Interest rate cap	Montrose Student Residences	March 24, 2017	March 23, 2022	€	22,605	€ 16,954	Euribor	1.25 %
Interest rate cap	Fresh Park Venlo	October 8, 2018	August 15, 2023	€	80,197	€ 52,487	Euribor	2.00 %
Interest rate cap	Fresh Park Venlo	May 27, 2021	August 15, 2023	€	— ⁽²⁾	€ 5,215	Euribor	1.00 %
Interest rate cap	Maintal Logistics	February 28, 2019	February 28, 2024	€	23,500	€ 16,450	Euribor	2.00 %
Interest rate cap	ABC Westland	May 3, 2019	February 15, 2024	€	82,830	€ 52,500	Euribor	1.00 %
Interest rate cap	ABC Westland	May 27, 2021	February 15, 2024	€	— ⁽²⁾	€ 7,830	Euribor	1.00 %
Interest rate cap	Glasgow West End	September 27, 2019	September 24, 2024	£	43,200	£ 32,400	LIBOR	2.00 %
Interest rate swap	Łódź Urban Logistics	October 10, 2019	September 20, 2024	€	13,600	€ 13,600	Euribor	(0.36)%
Interest rate swap	Gdańsk PL II	October 10, 2019	September 20, 2024	€	16,800	€ 16,800	Euribor	(0.36)%
Interest rate cap	Charles Tyrwhitt	July 2, 2020	July 2, 2023	£	9,598 ⁽¹⁾	£ 9,598	LIBOR	1.50 %
Interest rate cap	DSG Bristol	July 2, 2020	July 2, 2023	£	20,240 ⁽¹⁾	£ 20,240	LIBOR	1.50 %
Interest rate cap	Royal Mail	July 2, 2020	July 2, 2023	£	13,970 ⁽¹⁾	£ 13,970	LIBOR	1.50 %
Interest rate cap	Wakefield Logistics	July 2, 2020	July 2, 2023	£	11,330 ⁽¹⁾	£ 11,330	LIBOR	1.50 %
Interest rate cap	Venue Museum District ⁽³⁾	October 9, 2020	October 9, 2022	\$	45,000	\$ 27,601	LIBOR	2.00 %

(1) Represents an allocation of a total maximum capacity of £55.1 million borrowed under one facility agreement. See [Note 4](#) —Debt Financing for more information on the borrowing.

(2) The notional amount for these interest rate caps are in addition to the already existing caps for the corresponding maximum capacity of debt in functional currency for the property listed above in this table.

(3) The Company repaid the balance of the Venue loan and settled the related interest rate cap in October 2021.

The table below provides additional information regarding the Company's foreign currency forward contracts that were active during the three and nine months ended September 30, 2021 (in thousands).

Foreign Currency Forward Contracts

Effective Date	Expiration Date	Notional Amount	Buy/Sell	Traded Currency Rate
December 17, 2020	March 31, 2021	£ 9,000	USD/GBP	\$ 1.36
March 30, 2021	June 30, 2021	£ 9,000	USD/GBP	\$ 1.37
June 25, 2021	September 30, 2021	£ 9,000	USD/GBP	\$ 1.39
September 29, 2021	October 22, 2021	£ 9,000	USD/GBP	\$ 1.34

The table below presents the effects of the changes in fair value of the Company's derivative instruments in the Company's Condensed Consolidated Statements of Operations and Comprehensive Income (Loss) for the three and nine months ended September 30, 2021 and 2020 (in thousands):

	Gain (Loss) on Derivative Instruments			
	Three months ended September 30,		Nine months ended September 30,	
	2021	2020	2021	2020
Derivatives not designated as hedging instruments:				
Interest rate swaps	\$ (33)	\$ 68	\$ (189)	\$ 416
Interest rate caps	30	(64)	74	(138)
Foreign currency forward contracts	338	(871)	174	7,324
Total gain (loss) on derivatives	<u>\$ 335</u>	<u>\$ (867)</u>	<u>\$ 59</u>	<u>\$ 7,602</u>

6. STOCKHOLDERS' EQUITY

Public Offering

The Company raises capital for its investments primarily through public offerings of its common stock. In connection with the launch of the Company's second public offering, on November 30, 2017, the Company (i) redesignated its issued and outstanding Class A shares of common stock, Class T shares of common stock, Class I shares of common stock and Class J shares of common stock as "Class AX shares," "Class TX shares," "Class IX shares" and "Class JX shares," (collectively, the "IPO Shares") respectively, and (ii) reclassified the authorized but unissued portion of its common stock into four additional classes of shares of common stock: "Class T shares," "Class S shares," "Class D shares," and "Class I shares." The Company is offering its shares of common stock in the Third Offering in any combination of Class T shares, Class S shares, Class D shares and Class I shares. All shares of the Company's common stock have the same voting rights and rights upon liquidation, although distributions received by the Company's stockholders are expected to differ due to the distribution and stockholder servicing fees payable with respect to the applicable share classes, which reduce distributions.

The Company complies with the FASB ASC 480 "Distinguishing Liabilities from Equity" which requires, among other things, that financial instruments that represent a mandatory obligation of the Company to repurchase shares be classified as liabilities and reported at settlement value. When shares are tendered for redemption and approved by the board of directors, the Company will reclassify such obligations from equity to an accrued liability based upon their respective settlement values and redeem those shares in the subsequent month pursuant to the Company's current share redemption program.

Common Stock

As of September 30, 2021 and December 31, 2020, the Company had the following classes of shares of common stock authorized, issued and outstanding (in thousands):

	September 30, 2021		December 31, 2020	
	Shares Authorized	Shares Issued and Outstanding	Shares Authorized	Shares Issued and Outstanding
Class AX common stock, \$0.001 par value per share	40,000	28,106	40,000	19,990
Class TX common stock, \$0.001 par value per share	40,000	9,131	40,000	18,152
Class IX common stock, \$0.001 par value per share	10,000	89	10,000	95
Class JX common stock, \$0.001 par value per share	10,000	—	10,000	—
Class T common stock, \$0.001 par value per share	350,000	49,996	350,000	40,036
Class S common stock, \$0.001 par value per share	350,000	—	350,000	—
Class D common stock, \$0.001 par value per share	350,000	15,974	350,000	10,217
Class I common stock, \$0.001 par value per share	350,000	33,705	350,000	15,291

The tables below provide information regarding the issuances and redemptions of each class of the Company's common stock during the nine months ended September 30, 2021 and 2020 (in thousands). There were no Class JX and S shares issued, redeemed or outstanding during the nine months ended September 30, 2021.

	Class AX		Class TX		Class IX		Class T		Class D		Class I		Total	
	Shares	Amount	Shares	Amount	Shares	Amount	Shares	Amount	Shares	Amount	Shares	Amount	Shares	Amount
Balance as of January 1, 2021	19,990	\$ 20	18,152	\$ 21	95	\$ —	40,036	\$ 39	10,217	\$ 9	15,291	\$ 15	103,781	\$ 104
Issuance of common shares	181	—	87	—	1	—	2,668	3	1,170	1	6,317	6	10,424	10
Conversion of common shares ⁽¹⁾	2,260	2	(2,260)	(2)	—	—	—	—	—	—	—	—	—	—
Redemption of common shares	(402)	—	(356)	—	(3)	—	(431)	(1)	(64)	—	(98)	—	(1,354)	(1)
Balance as of March 31, 2021	<u>22,029</u>	<u>\$ 22</u>	<u>15,623</u>	<u>\$ 19</u>	<u>93</u>	<u>\$ —</u>	<u>42,273</u>	<u>\$ 41</u>	<u>11,323</u>	<u>\$ 10</u>	<u>21,510</u>	<u>\$ 21</u>	<u>112,851</u>	<u>\$ 113</u>
Issuance of common shares	170	—	95	—	1	—	3,827	4	2,578	3	6,626	6	13,297	13
Redemption of common shares ⁽¹⁾	(493)	(1)	(164)	—	(4)	—	(334)	—	(57)	—	(244)	—	(1,296)	(1)
Conversion of common shares ⁽¹⁾	2,575	3	(2,575)	(3)	—	—	—	—	—	—	—	—	—	—
Balance as of June 30, 2021	<u>24,281</u>	<u>\$ 24</u>	<u>12,979</u>	<u>\$ 16</u>	<u>90</u>	<u>\$ —</u>	<u>45,766</u>	<u>\$ 45</u>	<u>13,844</u>	<u>\$ 13</u>	<u>27,892</u>	<u>\$ 27</u>	<u>124,852</u>	<u>\$ 125</u>
Issuance of common shares	198	—	68	—	1	—	4,483	5	2,228	2	5,832	6	12,810	13
Conversions of common shares ⁽¹⁾	3,823	4	(3,823)	(4)	—	—	(22)	—	—	—	22	—	—	—
Redemption of common shares	(196)	—	(93)	—	(2)	—	(231)	(1)	(98)	—	(41)	—	(661)	(1)
Balance as of September 30, 2021	<u>28,106</u>	<u>\$ 28</u>	<u>9,131</u>	<u>\$ 12</u>	<u>89</u>	<u>\$ —</u>	<u>49,996</u>	<u>\$ 49</u>	<u>15,974</u>	<u>\$ 15</u>	<u>33,705</u>	<u>\$ 33</u>	<u>137,001</u>	<u>\$ 137</u>

- (1) The Company will cease paying distribution and stockholder servicing fees with respect to Class TX shares when the total of such fees reach certain thresholds. Once these thresholds are reached, Class TX shares are converted into Class AX shares, as indicated in the table above.

	Class AX		Class TX		Class IX		Class T		Class D		Class I		Total	
	Shares	Amount	Shares	Amount	Shares	Amount	Shares	Amount	Shares	Amount	Shares	Amount	Shares	Amount
Balance as of January 1, 2020	18,885	\$ 19	19,901	\$ 22	91	\$ —	28,837	\$ 29	6,927	\$ 6	7,206	\$ 7	81,847	\$ 83
Issuance of common shares	126	—	146	1	1	—	5,809	6	1,696	2	2,957	3	10,735	12
Redemption of common shares	(159)	—	(183)	—	—	—	(86)	—	(20)	—	(16)	—	(464)	—
Balance as of March 31, 2020	18,852	\$ 19	19,864	\$ 23	92	\$ —	34,560	\$ 35	8,603	\$ 8	10,147	\$ 10	92,118	\$ 95
Issuance of common shares	150	—	127	—	1	—	2,528	2	702	—	1,314	1	4,822	3
Redemption of common shares	(383)	(1)	(211)	—	—	—	(319)	—	(68)	—	(56)	—	(1,037)	(1)
Balance as of June 30, 2020	18,619	\$ 18	19,780	\$ 23	93	\$ —	36,769	\$ 37	9,237	\$ 8	11,405	\$ 11	95,903	\$ 97
Issuance of common shares	130	—	148	—	1	—	1,464	1	475	—	1,609	2	3,827	3
Conversions of common shares ⁽¹⁾	547	—	(547)	—	—	—	—	—	—	—	—	—	—	—
Redemption of common shares	(205)	—	(192)	—	—	—	(228)	(1)	(106)	—	(106)	—	(837)	(1)
Balance as of September 30, 2020	19,091	\$ 18	19,189	\$ 23	94	\$ —	38,005	\$ 37	9,606	\$ 8	12,908	\$ 13	98,893	\$ 99

- (1) The Company will cease paying distribution and stockholder servicing fees with respect to Class TX shares when the total of such fees reach certain thresholds. Once these thresholds are reached, Class TX shares are converted into Class AX shares, as indicated in the table above.

Distributions

With the authorization of the Company's board of directors, the Company declared distributions monthly from January 2020 through October 2021 at a gross distribution rate of \$0.05208 per month for each share class (represents an annualized rate of \$0.625 per share per year if this rate is declared for an entire year), less any applicable distribution and stockholder servicing fees.

Distributions were made on all classes of the Company's common stock at the same time. All distributions were paid in cash or reinvested in shares of the Company's common stock for those participating in the Company's distribution reinvestment plan and have been paid or issued, respectively, on the first business day following the completion of the month to which they relate. Distributions reinvested pursuant to the Company's distribution reinvestment plan were reinvested in shares of the same class as the shares on which the distributions were made. Some or all of the cash distributions may be paid from sources other than cash flows from operations.

The following table outlines the Company's total distributions declared to stockholders for each of the quarters ended during 2021 and 2020, including the breakout between the distributions declared in cash and those reinvested pursuant to the Company's distribution reinvestment plan (in thousands).

Distributions for the Three Months Ended	Stockholders		
	Cash Distributions	Distributions Reinvested	Total Declared
2021			
September 30, 2021	\$ 9,078	\$ 10,005	\$ 19,083
June 30, 2021	8,378	8,915	17,293
March 31, 2021	7,615	7,978	15,593
Total	\$ 25,071	\$ 26,898	\$ 51,969
2020			
December 31, 2020	\$ 6,981	\$ 7,531	\$ 14,513
September 30, 2020	6,486	7,309	13,795
June 30, 2020	6,262	7,190	13,452
March 31, 2020	5,669	6,732	12,401
Total	\$ 25,398	\$ 28,762	\$ 54,161

The table below outlines the net distributions declared for each class of shares for the three and nine months ended September 30, 2021 and 2020. The net distributions presented below are representative of the gross distribution rate declared by the Company's board of directors, less any applicable ongoing distribution and stockholder servicing fees.

	Three Months Ended September 30,		Nine Months Ended September 30,	
	2021	2020	2021	2020
Distributions declared per Class AX share, net	\$ 0.16	\$ 0.16	\$ 0.47	\$ 0.47
Distributions declared per Class TX share, net	\$ 0.13	\$ 0.13	\$ 0.39	\$ 0.39
Distributions declared per Class IX share, net	\$ 0.15	\$ 0.15	\$ 0.45	\$ 0.45
Distributions declared per Class T share, net	\$ 0.13	\$ 0.13	\$ 0.39	\$ 0.39
Distributions declared per Class S share, net	\$ 0.13	\$ 0.13	\$ 0.40	\$ 0.39
Distributions declared per Class D share, net	\$ 0.15	\$ 0.15	\$ 0.45	\$ 0.44
Distributions declared per Class I share, net	\$ 0.16	\$ 0.16	\$ 0.47	\$ 0.47

7. RELATED PARTY TRANSACTIONS

The table below outlines fees and expense reimbursements incurred that are payable by the Company to the Advisor and the Hines Securities, Inc. (the "Dealer Manager"), Hines and its affiliates for the periods indicated below (in thousands):

Type and Recipient	Incurred					
	Three Months Ended September 30,		Nine Months Ended September 30,		Unpaid as of	
	2021	2020	2021	2020	September 30, 2021	December 31, 2020
Selling Commissions- Dealer Manager ⁽¹⁾	\$ 1,128	\$ 331	\$ 2,788	\$ 2,635	\$ —	\$ —
Dealer Manager Fee- Dealer Manager	214	59	526	472	—	—
Distribution & Stockholder Servicing Fees- Dealer Manager	4,042	642	10,025	8,174	31,722	26,271
Organization and Offering Costs- the Advisor	1,068	955	3,427	2,805	4,559	6,263
Asset Management Fees- the Advisor	4,252	2,974	11,558	8,512	977	2,672
Other- the Advisor ⁽²⁾	1,405	2,211	2,901	1,158	812	1,249
Performance Participation Allocation- the Advisor ⁽³⁾	4,212	—	11,695	—	11,695	—
Interest expense- Hines and its affiliates ⁽⁴⁾	—	—	—	362	—	—
Property Management Fees- Hines and its affiliates	853	504	2,246	1,699	238	91
Development and Construction Management Fees- Hines and its affiliates	100	37	376	127	568	650
Leasing Fees- Hines and its affiliates	131	160	926	378	442	230
Expense Reimbursement- Hines and its affiliates (with respect to management and operations of the Company's properties) ⁽⁵⁾	2,089	1,899	6,260	5,631	(1,348) ⁽⁶⁾	1,869
Total	\$ 19,494	\$ 9,772	\$ 52,728	\$ 31,953	\$ 49,665	\$ 39,295

- (1) Some or all of these fees may be reallocated to participating broker dealers rather than being retained by the Dealer Manager.
- (2) Includes amounts the Advisor paid on behalf of the Company such as general and administrative expenses and acquisition-related expenses. These amounts are generally reimbursed to the Advisor during the month following the period in which they are incurred.
- (3) Through its ownership of the special limited partner interest in the Operating Partnership, the Advisor is entitled to an annual performance participation allocation of 12.5% of the Operating Partnership's total return. Total return is defined as distributions paid or accrued plus the change in net asset value of the Company's shares of common stock for the applicable period. This performance participation allocation is subject to the Company earning a 5% total return annually (as defined above), after considering the effect of any losses carried forward from the prior period (as defined in the Operating Partnership's agreement of limited partnership (the "Operating Partnership Agreement")). The performance participation allocation accrues monthly and is payable after the completion of each calendar year.
- (4) Includes amounts paid related to the Company's credit facility with Hines (the "Hines Credit Facility").
- (5) Includes amounts with respect to the management and operation of the Company's properties. These amounts are generally reimbursed to Hines and its affiliates during the month following the period in which they are incurred. Reimbursement of third party costs are not included in the incurred amounts.
- (6) As of September 30, 2021, the balance included \$1.8 million in receivables related to rents collected by the Hines-affiliated property manager at the international student housing properties, which were being held in the property manager controlled bank accounts.

8. FAIR VALUE MEASUREMENTS

Fair values determined by Level 1 inputs utilize quoted prices (unadjusted) in active markets for identical assets or liabilities the Company has the ability to access. Fair values determined by Level 2 inputs utilize inputs other than quoted prices included in Level 1 that are observable for the asset or liability, either directly or indirectly. Level 2 inputs include quoted prices for similar assets and liabilities in active markets and inputs other than quoted prices observable for the asset or liability, such as interest rates and yield curves observable at commonly quoted intervals. Level 3 inputs are unobservable inputs for the asset or liability, and include situations where there is little, if any, market activity for the asset or liability. In instances in which the inputs used to measure fair value may fall into different levels of the fair value hierarchy, the level in the fair value hierarchy within which the fair value measurement in its entirety has been determined is based on the lowest level

input significant to the fair value measurement in its entirety. The Company's assessment of the significance of a particular input to the fair value measurement in its entirety requires judgment, and considers factors specific to the asset or liability.

Financial Instruments Measured on a Recurring Basis

As described in [Note 5](#)—Derivative Instruments, the Company entered into several interest rate contracts as hedges against the variability of future interest rates on its variable interest rate borrowings. The valuation of these derivative instruments is determined based on assumptions that management believes market participants would use in pricing, using widely accepted valuation techniques including discounted cash flow analysis on the expected cash flows of each derivative. This analysis reflects the contractual terms of the derivatives, including the period to maturity, and uses observable market-based inputs, including interest rate curves and implied volatilities. The fair values of interest rate contracts have been determined using the market standard methodology of netting the discounted future fixed cash receipts (or payments) and the discounted expected variable cash payments (or receipts). The variable cash payments (or receipts) are based on an expectation of future interest rates (forward curves) derived from observable market interest rate curves.

Although the Company has determined the majority of the inputs used to value its interest rate contracts fall within Level 2 of the fair value hierarchy, the credit valuation adjustments associated with its derivatives utilize Level 3 inputs, such as estimates of current credit spreads, to evaluate the likelihood of default by the Company and its counterparties. In adjusting the fair values of its derivative contracts for the effect of nonperformance risk, the Company has considered the impact of netting and any applicable credit enhancements, such as collateral postings, thresholds and guarantees. However, as of September 30, 2021 and 2020, the Company has assessed the significance of the impact of the credit valuation adjustments on the overall valuation of its derivative positions and has determined that the credit valuation adjustments are not significant to the overall valuations of its derivatives. As a result, the Company has determined its derivative valuations are classified in Level 2 of the fair value hierarchy.

Additionally, as described in [Note 5](#)—Derivative Instruments, the Company has entered into foreign currency forward contracts as hedges against the variability of foreign exchange rates. The valuation of these forward contracts is determined based on assumptions that management believes market participants would use in pricing, using widely accepted valuation techniques, including discounted cash flow analysis on the expected cash flows of each derivative. This analysis reflects the contractual terms of the derivatives, including the period to maturity, and uses observable market-based inputs, including currency exchange rate curves and implied volatilities. The Company has determined its foreign currency forward contracts valuations are classified in Level 2 of the fair value hierarchy, as they are based on observable inputs but are not traded in active markets.

The Company holds investments in real estate-related securities, which consist of common equities, preferred equities and debt investments of publicly traded REITs. The Company has elected to classify these investments as trading securities and carry such investments at fair value. The following table summarizes activity for the Company's real estate-related securities measured at fair value on a recurring basis.

Basis of Fair Value Measurements					
As of	Description	Fair Value of Assets	Quoted Prices In Active Markets for Identical Items (Level 1)	Significant Other Observable Inputs (Level 2)	Significant Unobservable Inputs (Level 3)
September 30, 2021	Investments in real estate-related securities	\$ 65,797	\$ 65,797	\$ —	\$ —
December 31, 2020	Investments in real estate-related securities	\$ 51,137	\$ 51,137	\$ —	\$ —

Financial Instruments Fair Value Disclosures

As of September 30, 2021, the Company estimated that the fair value of its notes payable, excluding deferred financing costs, which had a book value of \$1.0 billion, was \$1.0 billion. As of December 31, 2020, the Company estimated that the fair value of its notes payable, excluding deferred financing costs, which had a book value of \$885.5 million, was \$884.7 million. Management has utilized available market information such as interest rate and spread assumptions of notes payable with similar terms and remaining maturities, to estimate the amounts required to be disclosed. Although the Company has determined that the majority of the inputs used to value its notes payable fall within Level 2 of the fair value hierarchy, the credit quality adjustments associated with its fair value of notes payable utilize Level 3 inputs. However, the Company has assessed the significance of the impact of the credit quality adjustments on the overall valuations of the fair market value of its notes payable and has determined they are not significant. Other financial instruments not measured at fair value on a recurring basis include cash and cash equivalents, restricted cash, tenant and other receivables, accounts payable and accrued expenses, other liabilities, due to affiliates and distributions payable. The carrying value of these items reasonably approximates their fair value based on their highly-liquid nature and/or short-term maturities. Due to the short-term nature of these instruments, Level 1 inputs are utilized to estimate the fair value of the cash and cash equivalents and restricted cash and Level 2 inputs are utilized to estimate the fair value of the remaining financial instruments.

9. REPORTABLE SEGMENTS

As described previously, the Company invests the net proceeds from its public offerings into its portfolio of quality commercial real estate properties and other real estate investments throughout the United States and internationally. The Company's business consists of owning, operating, acquiring, developing, investing in, and disposing of real estate assets and all of the Company's consolidated revenues and property expenses are from these real estate properties.

Management evaluates the operating performance of each of its real estate properties at an individual investment level and considers each investment to be an operating segment. The Company has aggregated its operating segments into seven reportable segments: domestic office investments, domestic residential/living investments, domestic retail investments, domestic industrial investments, international industrial investments, international office investments, and international residential/living investments. In April 2020, the Company sold Bishop's Square, which comprised the international office investments reportable segment included in the tables below.

The tables below provide additional information related to each of the Company's segments (in thousands) and a reconciliation to the Company's net income (loss), as applicable. "Corporate-Level Accounts" includes amounts incurred by the corporate-level entities which are not allocated to any of the reportable segments.

	Three Months Ended September 30,		Nine Months Ended September 30,	
	2021	2020	2021	2020
Revenues				
Domestic office investments	\$ 8,917	\$ 3,648	\$ 18,935	\$ 11,419
Domestic residential/living investments	5,311	4,858	15,686	14,172
Domestic retail investments	7,752	6,412	20,746	18,938
Domestic industrial investments	8,748	938	21,622	1,470
International industrial investments	13,467	12,506	41,472	34,264
International office investments	—	—	—	3,041
International residential/living investments	2,417	1,457	7,834	8,174
Total revenues	<u>\$ 46,612</u>	<u>\$ 29,819</u>	<u>\$ 126,295</u>	<u>\$ 91,478</u>

For the three and nine months ended September 30, 2021 and 2020, the Company's total revenues were attributable to the following countries:

	Three Months Ended September 30,		Nine Months Ended September 30,	
	2021	2020	2021	2020
Total revenues				
United States	66 %	52 %	61 %	49 %
The Netherlands	17 %	24 %	19 %	24 %
United Kingdom	10 %	11 %	12 %	13 %
Poland	3 %	5 %	3 %	5 %
Spain	2 %	4 %	3 %	1 %
Germany	2 %	3 %	2 %	3 %
Ireland	— %	1 %	— %	5 %

For the three and nine months ended September 30, 2021 and 2020, the Company's property revenues in excess of expenses by segment were as follows (in thousands):

	Three Months Ended September 30,		Nine Months Ended September 30,	
	2021	2020	2021	2020
Revenues in excess of property expenses ⁽¹⁾				
Domestic office investments	\$ 5,742	\$ 2,213	\$ 12,036	\$ 7,382
Domestic residential/living investments	2,761	2,320	8,536	7,077
Domestic retail investments	4,816	3,609	11,820	10,207
Domestic industrial investments	6,753	676	16,629	1,040
International industrial investments	8,599	8,223	25,984	21,610
International office investments	—	(518)	—	1,816
International residential/living investments	(177)	(146)	1,469	4,171
Total revenues in excess of property expenses	\$ 28,494	\$ 16,377	\$ 76,474	\$ 53,303

(1) Revenues less property operating expenses, real property taxes and property management fees.

As of September 30, 2021 and December 31, 2020, the Company's total assets by segment were as follows (in thousands):

	September 30, 2021	December 31, 2020
Assets		
Domestic office investments	\$ 371,554	\$ 120,757
Domestic residential/living investments	275,437	279,861
Domestic retail investments	284,311	282,550
Domestic industrial investments	441,932	240,854
International industrial investments	607,090	632,760
International office investments ⁽¹⁾	10,368	14,106
International residential/living investments	206,517	216,321
Corporate-level accounts	96,206	76,208
Total assets	\$ 2,293,415	\$ 1,863,417

(1) Comprised of cash and receivables related to post-closing activities at Bishop's Square, in accordance with the selling agreement. Once these post-closing activities are concluded, any remaining cash will be repatriated.

As of September 30, 2021 and December 31, 2020, the Company's total assets were attributable to the following countries:

	September 30, 2021	December 31, 2020
Total assets		
United States	65 %	54 %
United Kingdom	15 %	18 %
The Netherlands	13 %	17 %
Ireland	2 %	3 %
Poland	2 %	3 %
Germany	2 %	3 %
Spain	1 %	2 %

For the three and nine months ended September 30, 2021 and 2020 the Company's reconciliation of the Company's revenues in excess of property expenses to the Company's net income (loss) is as follows (in thousands):

	Three Months Ended September 30,		Nine Months Ended September 30,	
	2021	2020	2021	2020
Reconciliation to revenues in excess of property expenses				
Net income (loss)	\$ (10,962)	\$ (7,011)	\$ (28,374)	\$ 108,281
Depreciation and amortization	21,460	15,190	66,403	45,876
Acquisition related expenses	62	78	77	369
Asset management fees	4,252	2,974	11,558	8,512
Performance participation allocation	4,212	—	11,695	—
General and administrative expenses	1,088	1,046	3,897	3,370
(Gain) loss on derivative instruments	(335)	867	(59)	(7,602)
(Gain) loss on investments in real estate-related securities	(125)	(866)	(9,214)	3,736
Gain on sale of real estate	—	(39)	(1,432)	(130,140)
Foreign currency (gains) losses	1,312	(283)	945	862
Interest expense	6,844	5,455	18,592	15,850
Interest and other income	(581)	(440)	(1,564)	(1,152)
(Benefit) provision for income taxes	135	(594)	2,818	(2,432)
Provision for income taxes related to sale of real estate	1,132	—	1,132	7,773
Total revenues in excess of property expenses	\$ 28,494	\$ 16,377	\$ 76,474	\$ 53,303

10. SUPPLEMENTAL CASH FLOW DISCLOSURES

Supplemental cash flow disclosures for the nine months ended September 30, 2021 and 2020 (in thousands):

	Nine Months Ended September 30,	
	2021	2020
Supplemental Disclosure of Cash Flow Information		
Cash paid for interest	\$ 15,545	\$ 13,948
Cash paid for income taxes	\$ 1,606	\$ 1,035
Cash paid for income taxes related to sale of real estate	\$ 1,132	\$ 7,773
Supplemental Schedule of Non-Cash Investing and Financing Activities		
Distributions declared and unpaid	\$ 6,597	\$ 4,665
Distributions reinvested	\$ 25,958	\$ 20,870
Shares tendered for redemption	\$ 3,924	\$ 2,591
Non-cash net liabilities (assets) assumed	\$ 9,732	\$ 3,863
Offering costs payable to the Advisor	\$ 3,427	\$ 2,805
Distribution and stockholder servicing fees payable to the Dealer Manager	\$ 10,024	\$ 8,174
Accrued capital additions	\$ 1,633	\$ 1,897
Accrued acquisition costs	\$ 480	\$ 417

11. COMMITMENTS AND CONTINGENCIES

The Company may be subject to various legal proceedings and claims that arise in the ordinary course of business. These matters are generally covered by insurance. While the resolution of these matters cannot be predicted with certainty, management believes the final outcome of such matters will not have a material adverse effect on the Company's condensed consolidated financial statements.

12. SUBSEQUENT EVENTS

Eastgate Park

In October 2021, the Company acquired Eastgate Park, an industrial logistics property located in Prague, Czech Republic. The net purchase price was €38.0 million (approximately \$44.2 million assuming a rate of \$1.16 per EUR as of the acquisition date), exclusive of transaction costs and closing prorations. The property consists of approximately 420,000 square feet and is 99% leased.

ABC Westland 668

In October 2021, the Company acquired ABC Westland 668 for a contract price of €3.3 million (approximately \$3.8 million assuming a rate of \$1.16 per Euro as of the acquisition date), excluding transaction costs and working capital reserves. ABC Westland 668 is an industrial logistics property located in The Hague, Netherlands. ABC Westland 668 is an addition to the Company's existing ownership interest in ABC Westland, an industrial logistics property located in The Hague, Netherlands, previously acquired in May 2019. The seller is not affiliated with the Company or their affiliates.

Bradley Business Center

In November 2021, the Company entered into a purchase and sale agreement to purchase Bradley Business Center, an industrial mixed-use property located in Chicago, Illinois. The contract purchase price for Bradley Business Center is expected to be approximately \$97.3 million, exclusive of transaction costs and closing prorations. The Company funded a \$3.0 million earnest money deposit in November 2021. There is no guarantee that this acquisition will be consummated and the Company's deposit may not be refunded in such event. The Company expects the closing of this acquisition to occur during the fourth quarter of 2021, subject to a number of closing conditions. However, the Company can provide no assurance that this acquisition will close on the expected timeline or at all.

WGN Studios

In November 2021, the Company entered into a purchase and sale agreement to purchase WGN Studios, an office property located in Chicago, Illinois. The contract purchase price for WGN Studios is expected to be approximately \$30.5 million, exclusive of transaction costs and closing prations. The Company expects the closing of this acquisition to occur during the fourth quarter of 2021, subject to a number of closing conditions. However, the Company can provide no assurance that this acquisition will close on the expected timeline or at all.

Item 2. Management's Discussion and Analysis of Financial Condition and Results of Operations

The following discussion and analysis of our financial condition and results of operations should be read in conjunction with our unaudited condensed consolidated financial statements and the notes thereto included in Item 1 in this Quarterly Report on Form 10-Q. The following discussion should also be read in conjunction with our audited consolidated financial statements and the notes thereto and "Management's Discussion and Analysis of Financial Condition and Results of Operations" included in our Annual Report on Form 10-K for the year ended December 31, 2020.

Cautionary Note Regarding Forward-Looking Statements

This Quarterly Report on Form 10-Q includes forward-looking statements within the meaning of Section 27A of the Securities Act of 1933 (the "Securities Act"), as amended, and Section 21E of the Securities Exchange Act of 1934, as amended (the "Exchange Act"), as amended. Such statements include statements concerning future financial performance and distributions, future debt and financing levels, acquisitions and investment objectives, payments to HGIT Advisors LP (the "Advisor"), and its affiliates and other plans and objectives of management for future operations or economic performance, or assumptions or forecasts related thereto as well as all other statements that are not historical statements. These statements are only predictions. We caution that forward-looking statements are not guarantees. Actual events or our investments and results of operations could differ materially from those expressed or implied in forward-looking statements. Forward-looking statements are typically identified by the use of terms such as "may," "should," "expect," "could," "intend," "plan," "anticipate," "estimate," "believe," "continue," "predict," "potential" or the negative of such terms and other comparable terminology.

The forward-looking statements included in this Quarterly Report on Form 10-Q are based on our current expectations, plans, estimates, assumptions and beliefs that involve numerous risks and uncertainties. Assumptions relating to the foregoing involve judgments with respect to, among other things, future economic, competitive and market conditions, the availability of future financing and future business decisions, all of which are difficult or impossible to predict accurately and many of which are beyond our control. Any of the assumptions underlying forward-looking statements could prove to be inaccurate. To the extent that our assumptions differ from actual results, our ability to meet such forward-looking statements, including our ability to generate positive cash flow from operations, pay distributions to our shareholders and maintain the value of any real estate investments and real estate-related investments in which we may hold an interest in the future, may be significantly hindered.

The following are some of the risks and uncertainties, which could cause actual results to differ materially from those presented in certain forward-looking statements:

- Risks associated with adverse changes in general economic or local market conditions, including the impact of the ongoing Coronavirus pandemic and efforts to prevent its spread, which may adversely affect the markets in which we and our tenants operate;
- Whether we will be successful in raising substantial additional capital, and whether we will have the opportunity to invest offering and distribution reinvestment plan proceeds to acquire properties or other investments rather than using such proceeds to redeem shares or for other purposes, and if proceeds are available for investment, our ability to make such investments in a timely manner and at appropriate amounts that provide acceptable returns;
- Competition for tenants and real estate investment opportunities, including competition with other programs sponsored by or affiliated with Hines Interests Limited Partnership ("Hines");
- Our reliance on our Advisor, Hines and affiliates of Hines for our day-to-day operations and the selection of real estate investments, and our Advisor's ability to attract and retain high-quality personnel who can provide service at a level acceptable to us;
- Our ability to complete acquisitions of properties under contract;
- Risks associated with conflicts of interests that result from our relationship with our Advisor and Hines, as well as conflicts of interests certain of our officers and directors face relating to the positions they hold with other entities;
- The potential need to fund tenant improvements, lease-up costs or other capital expenditures, as well as increases in property expenses and costs of compliance with environmental matters or discovery of previously undetected environmentally hazardous or other undetected adverse conditions at our properties;
- The availability and timing of distributions we may pay is uncertain and cannot be assured;

- Our distributions have been paid using cash flows from financing activities, including proceeds from our public offerings, as well as cash from the waiver of fees by our Advisor, and some or all of the distributions we pay in the future may be paid from similar sources or sources such as cash advances by our Advisor, cash resulting from a waiver or deferral of fees, borrowings and/or proceeds from our public offerings. When we pay distributions from sources other than our cash flow from operations, we will have less funds available for the acquisition of properties, and your overall return may be reduced;
- Risks associated with debt, our ability to secure financing and our ability to comply with covenants in our debt agreements;
- Catastrophic events, such as hurricanes, earthquakes, tornadoes and terrorist attacks; and our ability to secure adequate insurance at reasonable and appropriate rates;
- The failure of any bank in which we deposit our funds could reduce the amount of cash we have available to pay distributions and make additional investments;
- Changes in governmental, tax, real estate and zoning laws and regulations and the related costs of compliance and increases in our administrative operating expenses, including expenses associated with operating as a public company;
- International investment risks, including the burden of complying with a wide variety of foreign laws and the uncertainty of such laws, the tax treatment of transaction structures, political and economic instability, foreign currency fluctuations, and inflation and governmental measures to curb inflation may adversely affect our operations and our ability to make distributions;
- The lack of liquidity associated with our assets; and
- Our ability to continue to qualify as a real estate investment trust (“REIT”) for U.S. federal income tax purposes.

These risks are more fully discussed in, and all forward-looking statements should be read in light of, all of the risk factors under the heading “Risk Factors” in our Annual Report on Form 10-K for the year ended December 31, 2020.

You are cautioned not to place undue reliance on any forward-looking statements included in this Quarterly Report on Form 10-Q. All forward-looking statements are made as of the date of this Quarterly Report on Form 10-Q and the risk that actual results will differ materially from the expectations expressed in this Quarterly Report on Form 10-Q may increase with the passage of time. In light of the significant uncertainties inherent in the forward-looking statements included in this Quarterly Report on Form 10-Q, the inclusion of such forward-looking statements should not be regarded as a representation by us or any other person that the objectives and plans set forth in this Quarterly Report on Form 10-Q will be achieved. All subsequent written and oral forward-looking statements attributable to us or persons acting on our behalf are expressly qualified in their entirety by reference to these risks and uncertainties. Each forward-looking statement speaks only as of the date of the particular statement, and we do not undertake to update any forward-looking statement.

Overview

Hines Global is a Maryland corporation formed to invest in a diversified portfolio of quality commercial real estate properties and other real estate investments located throughout the United States and internationally. Hines Global is sponsored by Hines, a fully integrated global real estate investment and management firm that has acquired, developed, owned, operated and sold real estate for over 60 years. The Company has elected to be taxed as a REIT for U.S. federal income tax purposes beginning with its taxable year ended December 31, 2015.

We raise capital for our investments through public offerings of our common stock. We intend to conduct a continuous public offering with unlimited duration by registering a series of consecutive public offerings with the SEC. We launched our third public offering of up to \$2.5 billion in shares of common stock on June 2, 2021. We have raised \$1.6 billion from the sale of 159.8 million shares through our public offerings as of November 12, 2021, including shares issued pursuant to our distribution reinvestment plan.

Summary of 2021 Activities

Presented below are highlights of our activities during the nine months ended September 30, 2021:

Operating

- For the three and nine months ended September 30, 2021 we raised \$132.4 million and \$373.6 million, respectively, of gross proceeds from the sale of common stock through our public offerings, including shares issued pursuant to our distribution reinvestment plan.
- For the three and nine months ended September 30, 2021 we declared distributions of \$19.1 million and \$52.0 million, respectively. Our gross annualized distribution rate has remained at \$0.625 per share since January 2019.
- Annualized total return from inception through September 30, 2021 was 8.18% for Class I shares. Total return is calculated as the change in NAV per share during the respective periods, assuming any distributions are reinvested in accordance with our distribution reinvestment plan. Management believes total return is a useful measure of the overall investment performance of our shares. Refer to “Performance Summary of Share Classes” below for a more comprehensive summary of the performance of all our share classes.

Investments

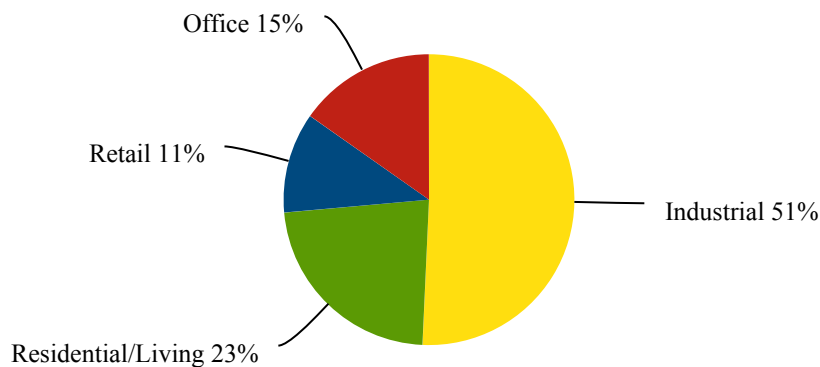
- We acquired three industrial properties, as well as an addition to one of our existing industrial properties, and one office property. These acquisitions comprise 1.9 million square feet for an aggregate net purchase price of \$439.8 million.
 - In February 2021, we acquired 5301 Patrick Henry, a manufacturing research and development campus located in Santa Clara, California. The net purchase price for 5301 Patrick Henry was \$68.0 million, exclusive of transaction costs and working capital reserves.
 - In April 2021, we acquired an additional building at ABC Westland, the industrial property located in The Hague, Netherlands. The net purchase price for the additional building, ABC Westland A3.2, was €7.3 million (approximately \$8.9 million, assuming a rate of \$1.22 per EUR as of the acquisition date), exclusive of transaction costs and working capital reserves.
 - In May 2021, we acquired 900 Patrol Road, an industrial logistics property located in Jeffersonville, Indiana. The net purchase price for 900 Patrol Road was \$98.7 million, exclusive of transaction costs and working capital reserves.
 - In May 2021, we acquired 1015 Half Street, an office property located in Washington, D.C. The net purchase price for 1015 Half Street was \$223.3 million, exclusive of transaction costs and working capital reserves.
 - In June 2021, we acquired Miramar Activity Business Center, an industrial logistics property located in San Diego, California. The net purchase price for Miramar Activity Business Center was \$40.9 million, exclusive of transaction costs and working capital reserves.

Financing

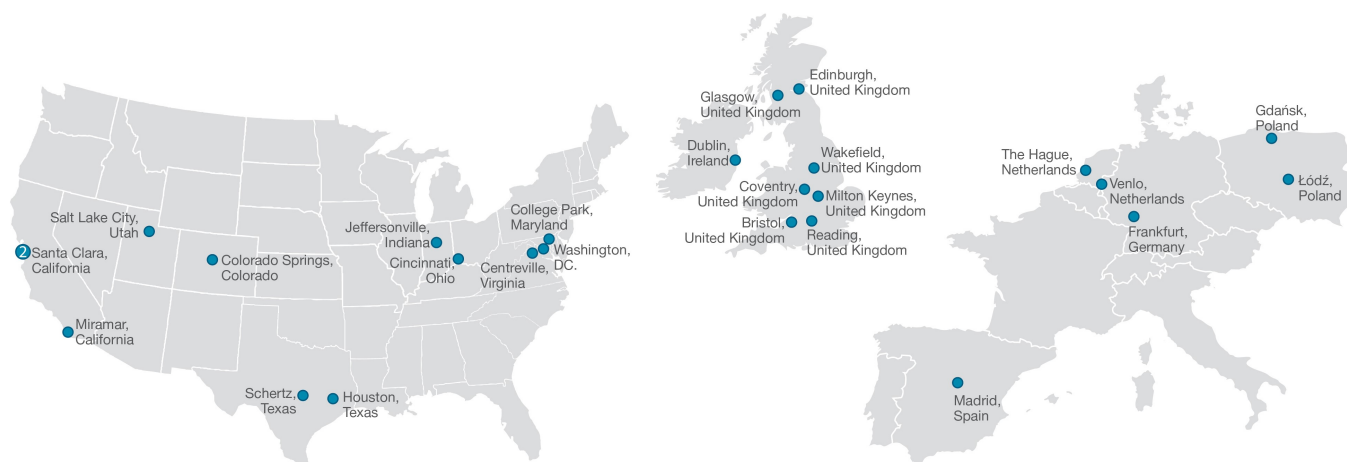
- In July 2021, we completed an upsize of our Amended Revolving Credit Facility with JP Morgan Chase. This increased the total capacity from \$425 million to \$725 million, and provides options to increase the total capacity up to \$1.25 billion. Additionally, the amendment extended the maturity date to November 15, 2023, subject to two one-year extension options.
- Our leverage ratio decreased from 45% as of December 31, 2020, to 42% as of September 30, 2021.

Our Real Estate Portfolio

We intend to continue to meet our primary investment objectives by investing in a portfolio of quality commercial real estate properties and other real estate investments that relate to properties that are generally diversified by property type, geographic area, lease expirations and tenant industries. As of September 30, 2021, we owned interests in 26 real estate investments consisting of 12.8 million square feet of leasable space that was 96% leased. The following chart depicts the percentage of our portfolio's investment types based on the estimated value of each real estate investment as of September 30, 2021 ("Estimated Values"), which are consistent with the values used to determine our net asset value ("NAV") per share on that date.



The following charts depict the location of our real estate investments as of September 30, 2021. Approximately 59% of our portfolio is located throughout the United States and approximately 41% is located internationally, based on the Estimated Values.



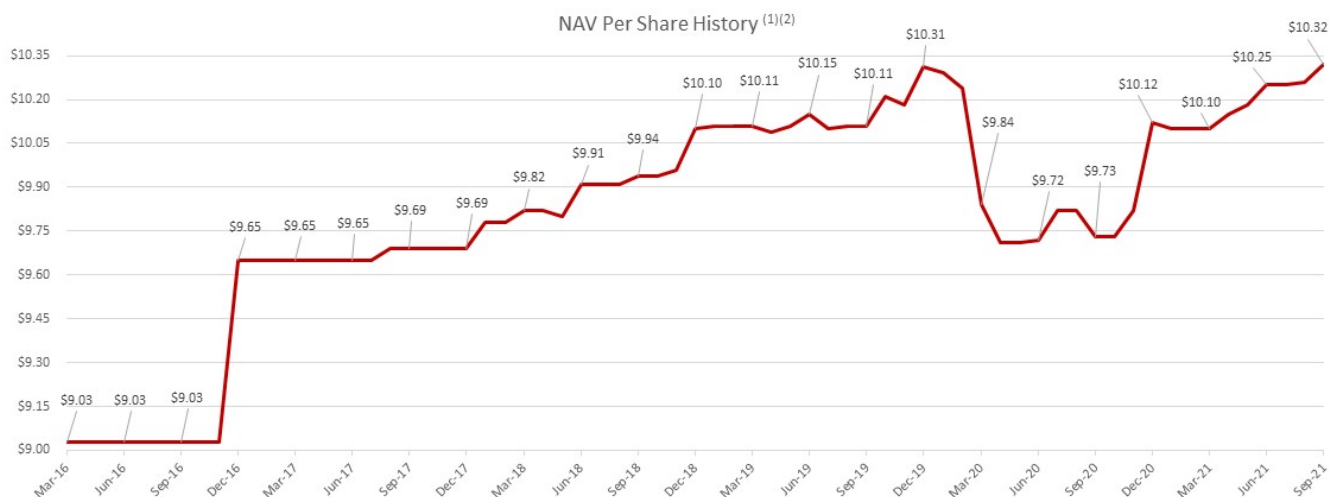
The following table provides additional information regarding each of our properties and is presented as of September 30, 2021 except as described in the footnotes below.

Property	Location	Date Acquired/ Net Purchase Price (in millions) ⁽¹⁾	Estimated Going-in Capitalization Rate ⁽²⁾	Leasable Square Feet	Percent Leased
Domestic Office					
Cottonwood Corporate Center	Salt Lake City, Utah	7/2016; \$139.2	6.9%	486,322	69 % ⁽³⁾
1015 Half Street	Washington D.C.	5/2021; \$223.3	5.6%	396,344	95 %
Total Domestic Office				882,666	81 %
Domestic Residential/Living					
Venue Museum District	Houston, Texas	9/2018; \$72.9	3.9%	294,964	96 %
The Alloy	College Park, Maryland	11/2019; \$98.0	5.0%	230,902	100 %
The Emerson	Centreville, Virginia	1/2020; \$117.0	4.5%	328,341	96 %
Total Domestic Residential/Living				854,207	97 %
Domestic Retail					
Rookwood	Cincinnati, Ohio	1/2017; \$193.7	6.0%	596,171	89 %
Promenade Shops at Briargate	Colorado Springs, Colorado	9/2019; \$93.2	7.7%	237,546	89 %
Total Domestic Retail				833,717	89 %
Domestic Industrial					
Advanced Manufacturing Portfolio	Santa Clara, California	8/2020; \$107.0	6.1%	417,023	96 %
6000 Schertz	Schertz, Texas	12/2020; \$129.2	5.2%	1,262,294	100 %
5301 Patrick Henry	Santa Clara, California	2/2021; \$68.0	5.4%	129,199	100 %
900 Patrol Road	Jeffersonville, Indiana	5/2021; \$98.7	5.5%	1,015,740	100 %
Miramar Activity Business Center	Miramar, California	6/2021; \$40.9	5.2%	161,168	91 %
Total Domestic Industrial				2,985,424	99 %
International Industrial					
<i>Central Europe Industrial</i>					
Fresh Park Venlo	Venlo, Netherlands	10/2018; \$136.3	6.7%	2,960,657	96 %
Maintal Logistics	Frankfurt, Germany	12/2018; \$43.8	5.7%	387,264	96 %
ABC Westland	The Hague, Netherlands	5/2019; \$142.8	6.2%	1,515,062	96 %
Gdańsk PL II	Gdańsk, Poland	9/2019; \$29.9	6.7%	346,996	100 %
Łódź Urban Logistics	Łódź, Poland	9/2019; \$25.2	6.6%	389,229	100 %
Madrid Airport Complex	Madrid, Spain	6/2020; \$33.2	12.7%	467,013	100 %
Total Central Europe Industrial				6,066,221	97 %
<i>U.K. Industrial</i>					
Charles Tyrwhitt DC	Milton Keynes, United Kingdom	11/2019; \$19.9	5.7%	145,452	100 %
DSG Bristol	Bristol, United Kingdom	11/2019; \$47.0	5.0%	269,089	100 %
Royal Mail	Edinburgh, United Kingdom	12/2019; \$33.4	5.3%	212,028	100 %
Wakefield Logistics	Wakefield, United Kingdom	7/2020; \$25.6	5.5%	207,115	100 %
5100 Cross Point	Coventry, United Kingdom	12/2020; \$22.8	4.7%	146,652	100 %
Total U.K. Industrial				980,336	100 %
Total International Industrial				7,046,557	97 %
International Residential/Living					
Montrose Student Residences	Dublin, Ireland	3/2017; \$40.6	5.5%	53,835	17 % ⁽⁴⁾
Queen's Court Student Residences	Reading, United Kingdom	10/2017; \$65.3	6.2%	79,115	87 % ⁽⁵⁾
Glasgow West End	Glasgow, United Kingdom	9/2019; \$89.5	5.5%	113,389	100 % ⁽⁵⁾
Total International Residential/Living				246,339	78 %
Total for All Investments				12,848,910	96 %

- (1) For acquisitions denominated in a foreign currency, amounts have been translated to U.S. dollars at a rate based on the exchange rate in effect on the acquisition date.
- (2) The estimated going-in capitalization rate is determined as of the date of acquisition by dividing the projected property revenues in excess of expenses for the first fiscal year by the net purchase price (excluding closing costs and taxes). Property revenues in excess of expenses includes all projected operating revenues (rental income, tenant reimbursements, parking and any other property-related income) less all projected operating expenses (property operating and maintenance expenses, property taxes, insurance and property management fees). The projected property revenues in excess of expenses includes assumptions which may not be indicative of the actual future performance of the property, including the assumption that the tenants will perform under their lease agreements during the 12 months following our acquisition of the properties and assumptions concerning estimates of timing and rental rates related to re-leasing vacant space.
- (3) The occupancy of Cottonwood Corporate Center decreased from 93% as of June 30, 2021 to 69% as of September 30, 2021 due to the lease expiration of the major tenant at the property effective on September 30, 2021 without renewal. We are actively in negotiations with prospective tenants to re-lease the space.
- (4) In August 2020, we proactively closed the residential accommodations at Montrose, our student housing property located in Ireland, in order to more efficiently perform renovations including the replacement of certain building safety equipment systems. During the first half of 2021, we expanded the scope of the overall renovation beyond what was originally planned for the project. We currently estimate the total renovation cost to be approximately \$26.0 million to \$28.0 million, and expect the renovation to be completed in the middle of next year. As a result of this closure, we expect a reduction of revenues in excess of property expenses of approximately \$3.0 million to \$4.0 million compared to prior years.
- (5) Represents the average projected occupancy for these projects over the 2021/2022 academic year based on leases signed to date. Leases at student housing properties are signed in advance of an academic year and units in our student housing properties are considered occupied if we have a signed lease for the unit for the academic year and have not issued a refund for the unit even if the property is not physically occupied.

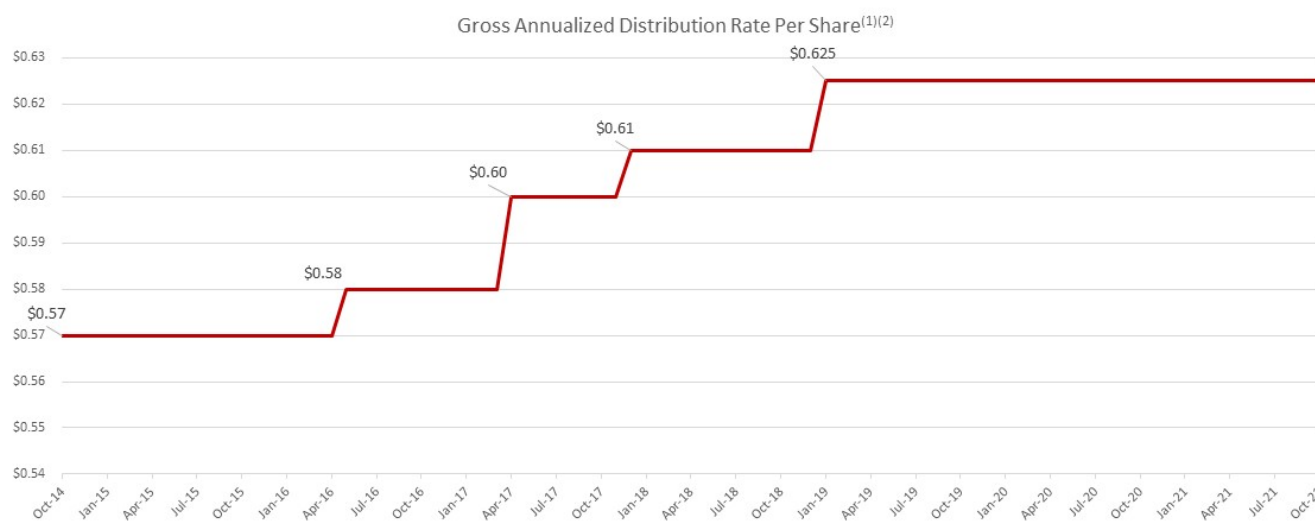
NAV and Distributions

We began determining a net asset value (“NAV”) per share on a monthly basis in January 2018. Since that time, our NAV per share has increased from \$9.78 in the beginning of 2018 to \$10.24 as of February 29, 2020. As illustrated in the chart below, the NAV per share fell to a low of \$9.71 as of April 30, 2020 before increasing to \$10.32 as of September 30, 2021. As described elsewhere in this Quarterly Report on Form 10-Q, the Coronavirus pandemic has had, and may continue to have, an adverse impact on global commercial activity. While it is difficult to ascertain the long term impact it will have on commercial real estate markets and our investments, it presents material uncertainty and risk with respect to the current and future performance and value of our investments. Investments in real properties and real estate-related securities have not been immune to the impact of the pandemic, which was the primary cause of the decline in our NAV during 2020. Set forth below is additional historical information regarding our NAV per share since February 29, 2016 (the date as of which our board of directors first determined an NAV per share).



1. Please see our Current Report on Form 8-K filed with the SEC on October 15, 2021 for additional information concerning the methodology used to determine, and the limitations of, the NAV per share as of September 30, 2021. Please see our Annual Reports on Form 10-K for the years ended December 31, 2020, 2019, 2018, and 2017 as well as our Current Reports on Form 8-K for additional information concerning the NAV per share determined as of prior dates.
2. Our board of directors determined an NAV per share of \$9.03 as of February 29, 2016. Prior thereto, \$8.92 was considered to be the “net investment value” per share of our common stock, which was equal to the offering price per share of \$10.00 in effect at that time, as arbitrarily determined by our board of directors, net of the applicable selling commissions, dealer manager fees and issuer costs.

We declare distributions monthly with the authorization of our board of directors. Set forth below is information regarding our historical gross annualized distribution rate, excluding any applicable distribution and stockholder servicing fees, since October 1, 2014 (the date our board first authorized distributions to be declared). As illustrated in the chart below, our gross annualized distribution rate has remained at \$0.625 per share since January 2019.



1. With the authorization of our board of directors, we declared distributions as of daily record dates and paid them on a monthly basis through December 31, 2017. Beginning in January 2018, we began declaring, and intend to continue to declare, distributions as of monthly record dates and pay them on a monthly basis.
2. We have not generated and we may continue to be unable to generate sufficient cash flows from operations to fully fund distributions. Therefore, some or all of our distributions have been and may continue to be paid at least partially from other sources, such as proceeds from the sales of assets, proceeds from our debt financings, proceeds from our public offerings, cash advances by our Advisor and/or cash resulting from a waiver or deferral of fees. See “— Financial Condition, Liquidity and Capital Resources” for additional information concerning our distributions.

Performance Summary of Share Classes

The tables presented below disclose the total returns for each of our share classes. The total returns shown reflect the percent change in the NAV per share from the beginning of the applicable period, plus the amount of any distribution per share declared during the period. The total returns shown are calculated assuming reinvestment of distributions pursuant to our distribution reinvestment plan, are derived from unaudited financial information, and are net of all Hines Global expenses, including general and administrative expenses, transaction-related expenses, management fees, the performance participation allocation, and share class specific fees, but exclude the impact of early redemption deductions on the redemption of shares that have been outstanding for less than one year. Total returns would be lower if calculated assuming that distributions were not reinvested. The returns have been prepared using unaudited data and valuations of the underlying investments in our portfolio, which are estimates of fair value and form the basis for our NAV per share. Valuations based upon unaudited reports from the underlying investments may be subject to later adjustments, may not correspond to realized value and may not accurately reflect the price at which assets could be liquidated. Past performance is not a guarantee of future results. Actual returns realized by individual stockholders will vary.

The table below discloses the total returns for the classes of shares that are available for investment:

As of September 30, 2021

Shares Class ⁽¹⁾	1-Year	3-Year	ITD
Class I Shares ⁽²⁾	12.81 %	7.72 %	8.18 %
Class D Shares ⁽²⁾	12.53 %	7.46 %	7.92 %
Class S Shares (No Sales Load) ⁽³⁾	11.72 %	6.67 %	7.12 %
Class S Shares (With Sales Load) ⁽⁴⁾	7.84 %	5.41 %	6.11 %
Class T Shares (No Sales Load) ⁽³⁾	11.70 %	6.66 %	7.12 %
Class T Shares (With Sales Load) ⁽⁴⁾	7.82 %	5.40 %	6.11 %

- (1) The inception date for Class I, Class D, Class S and Class T Shares is December 6, 2017.
- (2) Class I Shares and Class D Shares are sold without an upfront sales load.
- (3) Class S Shares and Class T Shares listed as (No Sales Load) exclude up-front selling commissions and dealer manager fees.
- (4) Class S Shares and Class T Shares listed as (With Sales Load) reflect the returns after the maximum up-front selling commission and dealer manager fees, which total 3.5% for both share classes.

The table below discloses the total returns for the classes of shares that were sold in the Initial Offering, but are no longer available for investment:

As of September 30, 2021

Shares Class ⁽¹⁾	1-Year	3-Year	5-Year	ITD
Class AX Shares (No Sales Load)	12.81 %	7.72 %	9.29 %	8.60 %
Class AX Shares (With Sales Load)	N/A	N/A	7.17 %	6.84 %
Class TX Shares (No Sales Load)	11.70 %	6.66 %	8.20 %	7.93 %
Class TX Shares (With Sales Load)	N/A	N/A	7.31 %	6.92 %
Class IX Shares (No Sales Load)	12.53 %	7.46 %	N/A	7.76 %
Class IX Shares (With Sales Load)	N/A	N/A	N/A	7.56 %

- (1) The inception date for Class AX Shares, Class TX Shares, and Class IX Shares are October 1, 2014, September 1, 2015, and May 1, 2017, respectively.

Critical Accounting Policies

Each of our critical accounting policies involve the use of estimates that require management to make assumptions that are subjective in nature. Management relies on its experience, collects historical and current market data, and analyzes these assumptions in order to arrive at what it believes to be reasonable estimates. In addition, application of these accounting policies involves the exercise of judgment regarding assumptions as to future uncertainties. Actual results could materially differ from these estimates. For a discussion of significant accounting policies, see [Note 2](#)—Summary of Significant Accounting Policies to the accompanying condensed consolidated financial statements. Also, a disclosure of our critical accounting policies is included in our Annual Report on Form 10-K for the year ended December 31, 2020 under the heading “Management’s Discussion and Analysis of Financial Condition and Results of Operations.” There have been no significant changes to our policies during 2021.

Financial Condition, Liquidity and Capital Resources

Our principal demands for funds are to make real estate investments, including investments in real estate-related securities and capital expenditures, for the payment of operating expenses and distributions, and for the payment of principal and interest on any indebtedness we incur. Generally, we expect to meet operating cash needs from our cash flows from operating activities, and we expect to fund our investments using proceeds from our public offerings, debt proceeds and proceeds from the sales of real estate investments.

As of September 30, 2021 our portfolio was approximately 42% leveraged, based on the Estimated Values of our real estate investments owned as of that date, with a weighted average interest rate of 1.94%. We generally expect our debt financing, including our pro rata share of the debt financing of entities in which we invest, will be in the range of approximately 40% to 60% of the aggregate value of our real estate investments and other assets. Financing for acquisitions and investments may be obtained at the time an asset is acquired or an investment is made or at such later time as determined to be appropriate. In addition, debt financing may be used from time to time for property improvements, lease inducements, tenant improvements, purchase of real estate-related securities and other working capital needs, including the payment of distributions and redemptions.

Notwithstanding the above, depending on market conditions and other factors, we may choose not to place debt on our portfolio or our assets and may choose not to borrow to finance our operations or to acquire properties. Any indebtedness we do incur will likely be subject to continuing covenants, and we will likely be required to make continuing representations and warranties about our company in connection with such debt. Moreover, some or all of our debt may be secured by some or all of our assets. If we default in the payment of interest or principal on any such debt, breach any representation or warranty in connection with any borrowing or violate any covenant in any loan document, our lender may accelerate the maturity of such debt requiring us to immediately repay all outstanding principal. If we are unable to make such payment, our lender could foreclose on our assets that are pledged as collateral to such lender. The lender could also sue us or force us into bankruptcy. Any such event would have a material adverse effect on the value of an investment in our common shares.

The Coronavirus pandemic had an adverse impact on our liquidity and capital resources for the year ended December 31, 2020, which resulted from reduced rent collections at our retail properties, rent refunds at our international student housing properties and a reduction of capital raised from the Second Offering as compared to prior periods.

Despite these adverse effects, our liquidity position was bolstered by the sale of three properties in the first half of 2020, and our capital raising efforts improved significantly during the second half of 2020. As a result, we acquired five real estate investments during the second half of 2020 and four real estate investments during the nine months ended September 30, 2021 using offering proceeds along with debt capital. We expect proceeds from our public offerings, available capacity on our credit facilities and mortgage financing to provide sufficient capital to fund near-term cash needs, including the acquisitions of additional real estate investments during 2021. See [Note 2](#)—Summary of Significant Accounting Policies for additional information.

The following discussions provide additional details regarding our cash flows.

Cash Flows from Operating Activities

Our real estate properties generate cash flow in the form of rental revenues, which are used to pay leasing costs, property-level operating expenses, and interest payments. Additionally, we incur corporate level expenses such as general and administrative expenses, asset management fees, and the performance participation allocation.

Cash flows from operating activities for the nine months ended September 30, 2021 increased by \$28.7 million as compared to the same period in the prior year. We generally expect cash flows from operating activities to increase each year as we continue to acquire additional properties. However, some of these increases in the current year were offset by the effect of three dispositions of real estate investments completed during 2020, including the payment of \$7.8 million of taxes related to the sale of Bishop's Square in April 2020. Additionally, cash flows from operating activities were higher in the current year since no performance participation allocation was paid to our Advisor during 2021. We paid a performance participation allocation to our Advisor of \$7.7 million in 2020, which was earned by our Advisor during 2019.

Cash Flows from Investing Activities

Net cash used in investing activities for the nine months ended September 30, 2021 and from investing activities for the nine months ended September 30, 2020 were primarily due to the following:

Nine months ended September 30, 2021

- Payments of \$437.1 million, primarily related to the acquisition of four real estate investments.
- Capital expenditures of approximately \$11.0 million at our real estate properties.
- Payments of \$43.0 million to purchase real estate-related securities, including \$5.0 million of additional offering proceeds invested into our real estate-related securities portfolio. We also received proceeds of \$37.5 million from the sales of these securities.

Nine months ended September 30, 2020

- Payment of \$297.5 million, primarily related to the acquisitions of four real estate investments during the nine months ended September 30, 2020.
- Capital expenditures of approximately \$7.0 million at our real estate properties.
- We received proceeds of \$340.5 million from the sale of the Domain Apartments in January 2020, Goodyear Crossing II in February 2020 and Bishop's Square in April 2020. We sold the Domain Apartments for a contract sales price of \$80.1 million and we acquired the Domain Apartments in January 2016 for a net purchase price of \$58.1 million. We sold Goodyear Crossing II for a contract sales price of \$72.0 million and we acquired Goodyear Crossing II in August 2016 for a net purchase price of \$56.2 million. We sold Bishop's Square for a contract sales price of €181.6 million (approximately \$198.0 million assuming a rate of \$1.09 per EUR as of the date of transaction) and we acquired Bishop's Square in March 2015 for €92.0 million (approximately \$103.5 million assuming a rate of \$1.13 per EUR as of the acquisition date). Proceeds from these sales were used to pay off the secured debt outstanding on the two real estate investments in full as well as to fund the acquisitions of real estate investments made during the nine months ended September 30, 2020.
- Payments of \$34.2 million to purchase real estate-related securities, including \$5.0 million of additional offering proceeds invested into our real estate-related securities portfolio. We also received proceeds of \$27.3 million from the sales of real estate-related securities.

Cash Flows from Financing Activities

Public Offerings

We raised gross proceeds of \$347.6 million and \$178.4 million from our public offerings during the nine months ended September 30, 2021 and 2020, respectively, excluding proceeds from the distribution reinvestment plan. In addition, during the nine months ended September 30, 2021 and 2020, we redeemed \$33.4 million and \$23.1 million in shares of our common stock pursuant to our share redemption program, respectively. We launched our Third Offering on June 2, 2021, which had its first monthly closing on July 1, 2021. Our second public offering was terminated immediately prior to the commencement of our Third Offering.

In addition to the investing activities described previously, we use proceeds from our public offerings to make certain payments to our Advisor, our Dealer Manager and Hines and its affiliates during the various phases of our organization and operation which include, without limitation, payments to our Dealer Manager for selling commissions, dealer manager fees, distribution and stockholder servicing fees and payments to our Advisor for reimbursement of organization and offering costs. During the nine months ended September 30, 2021 and 2020, we made payments of \$7.9 million and \$7.3 million, respectively, for selling commissions, dealer manager fees and distribution and stockholder servicing fees related to our public offerings.

The change in these fees is generally attributable to the amount of offering proceeds raised, but is also impacted by variations in the amount of each share class sold during the year. During the nine months ended September 30, 2021 and 2020, we reimbursed our Advisor \$5.1 million and \$4.3 million, respectively, for organization and offering costs.

Distributions

With the authorization of our board of directors, we declared distributions monthly from January 2020 through October 2021 at a gross distribution rate of \$0.05208 per month (\$0.625 annualized) for each share class less any applicable distribution and stockholder servicing fees. Distributions are made on all classes of the Company's common stock at the same time. All distributions were or will be paid in cash or reinvested in shares of the Company's common stock for those participating in our distribution reinvestment plan and have been or will be paid or issued, respectively, on the first business day following the completion of the month to which they relate. Distributions reinvested pursuant to our distribution reinvestment plan were or will be reinvested in shares of the same class as the shares on which the distributions are made. Some or all of the cash distributions may be paid from sources other than cash flows from operations, as described below.

Distributions paid to stockholders during the nine months ended September 30, 2021 and 2020 were \$50.3 million and \$38.8 million, respectively, including those reinvested in shares pursuant to our distribution reinvestment plan. We have not generated and we may continue to be unable to generate sufficient cash flows from operations to fully fund distributions paid. Therefore, some or all of our distributions have been and may continue to be paid at least partially from other sources, such as proceeds from the sales of assets, proceeds from our debt financings, proceeds from our public offerings, cash advances by our Advisor and/or cash resulting from a waiver or deferral of fees. We have not placed a cap on the amount of distributions that may be paid from any of these sources. For example, for the nine months ended September 30, 2021 and September 30, 2020, we funded 46% and 65% of total distributions with cash flows from investing activities, which include proceeds from the sale of real estate.

The following table outlines our total distributions declared to stockholders for each quarter during 2021 and 2020, including the breakout between the distributions declared in cash and those reinvested pursuant to our distribution reinvestment plan (in thousands, except percentages).

Distributions for the Three Months Ended	Stockholders			Distributions Paid With Cash Flows From Operating Activities ⁽¹⁾	
	Cash Distributions	Distributions Reinvested	Total Declared		
2021					
September 30, 2021	\$ 9,078	\$ 10,005	\$ 19,083	\$ 19,083	100 %
June 30, 2021	8,378	8,915	17,293	3,583	21 %
March 31, 2021	7,615	7,978	15,593	5,215	33 %
Total	<u>\$ 25,071</u>	<u>\$ 26,898</u>	<u>\$ 51,969</u>	<u>\$ 27,881</u>	<u>54 %</u>
2020					
December 31, 2020	\$ 6,981	\$ 7,531	\$ 14,513	\$ 8,056	55 %
September 30, 2020	6,486	7,309	13,795	13,721	99 %
June 30, 2020	6,262	7,190	13,452	—	— %
March 31, 2020	5,669	6,732	12,401	—	— %
Total	<u>\$ 25,398</u>	<u>\$ 28,762</u>	<u>\$ 54,161</u>	<u>\$ 21,777</u>	<u>40 %</u>

(1) Includes distributions paid to noncontrolling interests.

Debt Financings

As mentioned above under “—Financial Condition, Liquidity and Capital Resources,” our portfolio was approximately 42% leveraged as of September 30, 2021 (based on the most recent valuations of our real estate investments). Our total loan principal outstanding had a weighted average interest rate of 1.94% as of September 30, 2021. Below is additional information regarding our loan activity for the nine months ended September 30, 2021 and 2020. See [Note 4](#)—Debt Financing for additional information regarding our outstanding debt and our interest rate exposure.

Nine months ended September 30, 2021

- We received proceeds from notes payable of \$484.6 million, which included \$361.1 million in draws on our Revolving Credit Facility, \$108.0 million from a bridge loan with JPMorgan as well as \$15.5 million relating to permanent mortgage financing. These proceeds were used primarily to provide cash for the four acquisitions during the period.
- We made payments on notes payable of \$322.7 million, which included \$206.0 million in payments on our Revolving Credit Facility, \$108.0 to fully repay the bridge loan with JPMorgan as well as principal payments of \$8.7 million relating to our permanent mortgage financing. Our Revolving Credit Facility had an outstanding balance of \$395.0 million as of September 30, 2021.
- We made payments of \$2.6 million in financing costs primarily related to our debt facility with JPMorgan.

Nine months ended September 30, 2020

- We received proceeds of \$87.5 million in property-level debt financing and made draws of \$129.0 million on our Revolving Credit Facility with JPMorgan. We used these proceeds primarily to provide cash for the acquisition of real estate investments during the period. The Revolving Credit Facility with JPMorgan had an outstanding balance of \$110.0 million as of September 30, 2020.
- We made payments of \$140.2 million on our property-level mortgages related to the three properties sold during 2020. Additionally, we made payments of \$123.0 million on our Revolving Credit Facility with JPMorgan during the nine months ended September 30, 2020, using the proceeds from the sales of our properties and proceeds from our public offering.
- We repaid the \$75.0 million outstanding balance under the Hines Credit Facility in April 2020. No amounts have been outstanding under this facility since that time.

Results of Operations

Three months ended September 30, 2021 compared to the three months ended September 30, 2020

The table below includes information regarding changes in our results of operations for the three months ended September 30, 2021 compared to the three months ended September 30, 2020, including explanations for significant changes and any significant or unusual activity. As described more completely below, most amounts increased in 2021 compared to 2020 as a result of additional capital raised and invested in real estate, as offset by recent property dispositions. All amounts are in thousands, except for percentages:

	Three Months Ended September 30,		Change	
	2021	2020	\$	%
Revenues:				
Rental revenue	\$ 45,790	\$ 29,199	\$ 16,591	57 %
Other revenue	822	620	202	33 %
Total revenues	46,612	29,819	16,793	56 %
Expenses:				
Property operating expenses	11,338	8,566	2,772	32 %
Real property taxes	5,229	3,691	1,538	42 %
Property management fees	1,551	1,185	366	31 %
Depreciation and amortization	21,460	15,190	6,270	41 %
Acquisition related expenses	62	78	(16)	(21)%
Asset management fees	4,252	2,974	1,278	43 %
Performance participation allocation	4,212	—	4,212	100 %
General and administrative expenses	1,088	1,046	42	4 %
Total expenses	49,192	32,730	16,462	50 %
Other income (expenses):				
Gain (loss) on derivative instruments	335	(867)	1,202	N/A*
Gain (loss) on investments in real estate-related securities	125	866	(741)	(86)%
Gain on sale of real estate	—	39	(39)	(100)%
Foreign currency gains (losses)	(1,312)	283	(1,595)	N/A*
Interest expense	(6,844)	(5,455)	(1,389)	25 %
Interest and other income	581	440	141	32 %
Income (loss) before benefit (provision) for income taxes	(9,695)	(7,605)	(2,090)	27 %
Benefit (provision) for income taxes	(135)	594	(729)	N/A*
Provision for income taxes related to sale of real estate	(1,132)	—	(1,132)	100 %
Net income (loss)	<u>\$ (10,962)</u>	<u>\$ (7,011)</u>	<u>\$ (3,951)</u>	<u>56 %</u>

* Not a meaningful percentage

Total revenues: The increase in total revenues is primarily due to the additional real estate investments acquired between September 30, 2020 and September 30, 2021. We acquired six real estate investments since September 30, 2020 and had a portfolio of 26 real estate investments as of September 30, 2021 that contained 12.8 million leasable square feet, of which 96% was leased. Additionally, total revenues of our same-store properties increased by \$3.5 million for the three months ended September 30, 2021 compared to the same period in 2020. Please refer to our “Same Store Analysis” below for additional discussion on the results of operations of our portfolio.

Property operating expenses: The increase in property operating expenses is primarily due to our significant acquisition activity since September 30, 2020, as described above. Property operating expenses of our same-store properties increased by \$1.7 million for the three months ended September 30, 2021 compared to the same period in 2020. Please refer to our “Same Store Analysis” below for additional discussion on the results of operations of our portfolio.

Real property taxes: The increase in real property taxes is primarily due to our significant acquisition activity since September 30, 2020, as described above. Real property taxes of our same-store properties decreased by \$292,000 for the three months ended September 30, 2021 compared to the same period in 2020. Please refer to our “Same Store Analysis” below for additional discussion on the results of operations of our portfolio.

Property management fees: The increase in property management fees is primarily due to our significant acquisition activity since September 30, 2020, as described above. Property management fees of our same-store properties increased by \$138,000 for the three months ended September 30, 2021 compared to the same period in 2020. Please refer to our “Same Store Analysis” below for additional discussion on the results of operations of our portfolio.

Depreciation and amortization: The increase in depreciation and amortization expense is primarily due to the additional real estate investments acquired since September 30, 2020, offset by dispositions of three real estate investments during the year ended December 31, 2020.

Asset management fees: Asset management fees are charged based on the aggregate valuation of our real estate investments, as most recently determined in connection with the determination of our NAV. The increase in these fees is primarily due to the additional real estate investments made since September 30, 2020, as previously described.

Performance participation allocation: The increase in performance participation allocation is primarily due to increases in our NAV per share during 2021. The performance participation allocation was not earned by our Advisor for the year ended December 31, 2020 as a result of a decline in our NAV per share during 2020. Please see [Item 2](#)—Management’s Discussion and Analysis—NAV and Distributions for additional information concerning the change in NAV per share.

General and administrative expenses: General and administrative expenses increased primarily due to increased legal costs and shareholder costs. We generally expect our general and administrative expenses to continue to increase as we continue raising capital from our public offerings.

Gain (loss) on derivative instruments: We enter into interest rate hedging instruments in order to limit our exposure against the variability of future interest rates on our variable interest rate borrowings and enter into foreign currency forward contracts as economic hedges against the variability of foreign exchange rates. During the three months ended September 30, 2021, such gains were primarily related to the position of our foreign currency forward contracts.

Gain (loss) on investments in real estate-related securities: We hold investments in real estate-related securities which consist of common equities, preferred equities and debt investments of publicly traded REITs. These amounts include realized gains (losses) related to securities sold during the year and unrealized gains (losses) based on values determined on a recurring basis. The gains recorded during the prior year were primarily due to the stock market recovery that followed the stock market decline during the first half of 2020 related to the Coronavirus pandemic. The performance of traded real estate-related securities during the three months ended September 30, 2021 was mixed, primarily due to concerns about inflation, rising interest rates and ongoing impacts of the Coronavirus pandemic. For further detail on the gains and losses relating to our investments in real estate-related securities, see [Note 2](#)—Significant Accounting Policies in the notes to the accompanying financial statements.

Foreign currency gains (losses): Foreign currency gains (losses) primarily reflects the effect of changes in foreign currency exchange rates on transactions that were denominated in currencies other than the functional currency of the related entity. During the three months ended September 30, 2021, these losses were primarily related to the effect of remeasuring debt and cash held in foreign currencies into their related functional currencies.

Interest expense: Interest expense increased due to additional indebtedness outstanding during the period resulting from additional real estate investments acquired since September 30, 2020, offset by the net decrease in our principal amount of indebtedness outstanding as a result of the properties sold during 2020. Our portfolio was 42% levered at September 30, 2021 compared to 43% at September 30, 2020.

Interest and other income: Primarily relates to interest and dividend income associated with our investments in real estate-related securities.

Benefit (provision) for income taxes: The change from a \$0.6 million benefit to a provision of \$0.1 million is a result of changes in our net deferred tax assets and liabilities related to book / tax timing differences at our international subsidiaries.

Provision for income taxes related to sale of real estate: The increase during the three months ended September 30, 2021 compared to 2020 relates to the income tax incurred as a result of the final repatriation of proceeds from the April 2020 sale of Bishop’s Square.

Same-Store Analysis

We evaluate our consolidated results of operations on a same-store basis, which allows us to analyze our property operating results excluding the effects of acquisitions and dispositions during the periods under comparison. Properties in our portfolio are considered same-store if they were owned for the full periods presented. Same-store properties for the three months ended September 30, 2021 includes 18 properties. The tables below include additional information regarding the operating results of our same-store properties for the current period as compared to the same period in the prior year.

The following table presents the same-store revenues for the three months ended September 30, 2021, as compared to the three months ended September 30, 2020, by reportable segment. In total, revenues increased by \$16.8 million. \$13.3 million of this increase is due to the acquisition of eight additional properties since the beginning of the third quarter of 2020. Additionally, revenues of our same-store properties increased by \$3.5 million. See below for additional explanations of notable changes in same-store revenues. All amounts are in thousands, except for percentages.

	Three Months Ended September 30,		Change	
	2021	2020	\$	%
Revenues				
<i>Same-store properties</i>				
Domestic office investments	\$ 3,704	\$ 3,648	\$ 56	2 %
Domestic residential/living investments	5,311	4,858	453	9 %
Domestic retail investments	7,752	6,414	1,338 ⁽¹⁾	21 %
International industrial investments	12,730	12,082	648	5 %
International residential/living investments	2,417	1,458	959 ⁽²⁾	66 %
<i>Total same-store properties</i>	\$ 31,914	\$ 28,460	\$ 3,454	12 %
<i>Recent acquisitions</i>	14,698	1,359	13,339	N/A*
<i>Disposed properties</i>	—	—	—	N/A*
Total revenues	\$ 46,612	\$ 29,819	\$16,793	56 %

* Not a meaningful percentage

- (1) The increase is primarily due to termination fees in relation to certain tenants at our retail properties, as well as new leasing activity at the properties.
- (2) The increase is primarily due to increased occupancy at our student housing properties for the 2021/2022 school year, where in-campus learning has resumed. Additionally, rental rates for the 2021/2022 school year increased at one of our student housing properties compared to the prior year.

The following table presents the property expenses of each reportable segment for the three months ended September 30, 2021, as compared to the three months ended September 30, 2020. Generally, property expenses increased as a result of the acquisition of eight additional properties since the beginning of the third quarter of 2020. Property expenses of our same-store properties also increased. See below for additional explanations of notable changes in same-store property expenses. All amounts are in thousands, except for percentages.

	Three Months Ended September 30,		Change	
	2021	2020	\$	%
Property expenses⁽¹⁾				
<i>Same-store properties</i>				
Domestic office investments	\$ 1,321	\$ 1,443	\$ (122)	(8)%
Domestic residential/living investments	2,550	2,531	19	1 %
Domestic retail investments	2,937	2,805	132	5 %
International industrial investments	4,736	4,223	513	12 %
International residential/living investments	2,595	1,598	997 ⁽²⁾	62 %
<i>Total same-store properties</i>	\$ 14,139	\$ 12,600	\$ 1,539	12 %
<i>Recent acquisitions</i>	3,979	262	3,717	N/A*
<i>Disposed properties</i>	—	580	(580)	(100)%
Total property expenses	\$ 18,118	\$ 13,442	\$ 4,676	35 %

* Not a meaningful percentage

(1) Property expenses include property operating expenses, real property taxes and property management fees.

(2) The increase is primarily due to the demolition costs incurred during the period for the renovations at the Montrose property, as well as other associated costs.

The following table presents revenues in excess of property expenses for the three months ended September 30, 2021, as compared to the three months ended September 30, 2020, by reportable segment. Total revenues in excess of property expenses increased primarily as a result of our significant recent acquisition activity. Total revenues in excess of property expenses of our same-store properties increased by 12%. See above for additional explanations of notable changes in same-store revenues in excess of expenses. All amounts below are in thousands, except for percentages.

	Three Months Ended September 30,		Change	
	2021	2020	\$	%
Revenues in excess of property expenses⁽¹⁾				
<i>Same-store properties</i>				
Domestic office investments	\$ 2,383	\$ 2,205	\$ 178	8 %
Domestic residential/living investments	2,761	2,327	434	19 %
Domestic retail investments	4,815	3,609	1,206 ⁽²⁾	33 %
International industrial investments	7,994	7,859	135	2 %
International residential/living investments	(178)	(140)	(38) ⁽²⁾	N/A *
<i>Total same-store properties</i>	\$ 17,775	\$ 15,860	\$ 1,915	12 %
<i>Recent acquisitions</i>	10,719	1,097	9,622	N/A *
<i>Disposed properties</i>	—	(580)	580	(100)%
Total revenues in excess of property expenses	\$ 28,494	\$ 16,377	\$12,117	74 %

* Not a meaningful percentage

(1) Revenues in excess of property expenses include total revenues less property operating expenses, real property taxes and property management fees.

(2) Please refer to the tables above for explanations regarding these changes.

Nine months ended September 30, 2021 compared to the nine months ended September 30, 2020

The table below includes information regarding changes in our results of operations for the nine months ended September 30, 2021 compared to the nine months ended September 30, 2020, including explanations of significant changes and any significant or unusual activity. As described more completely below, most amounts increased in 2021 compared to 2020 as a result of additional capital raised and invested in real estate, as offset by property dispositions. All amounts are in thousands, except for percentages:

	Nine Months Ended September 30,		Change	
	2021	2020	\$	%
Revenues:				
Rental revenue	\$ 123,690	\$ 89,319	\$ 34,371	38 %
Other revenue	2,605	2,159	446	21 %
Total revenues	126,295	91,478	34,817	38 %
Expenses:				
Property operating expenses	30,951	23,779	7,172	30 %
Real property taxes	14,409	10,662	3,747	35 %
Property management fees	4,461	3,734	727	19 %
Depreciation and amortization	66,403	45,876	20,527	45 %
Acquisition related expenses	77	369	(292)	(79)%
Asset management fees	11,558	8,512	3,046	36 %
Performance participation allocation	11,695	—	11,695	100 %
General and administrative expenses	3,897	3,370	527	16 %
Total expenses	143,451	96,302	47,149	49 %
Other income (expenses):				
Gain (loss) on derivative instruments	59	7,602	(7,543)	(99)%
Gain (loss) on investments in real estate-related securities	9,214	(3,736)	12,950	N/A*
Gain on sale of real estate	1,432	130,140	(128,708)	(99)%
Foreign currency gains (losses)	(945)	(862)	(83)	10 %
Interest expense	(18,592)	(15,850)	(2,742)	17 %
Interest and other income	1,564	1,152	412	36 %
Income (loss) before benefit (provision) for income taxes	(24,424)	113,622	(138,046)	N/A*
Benefit (provision) for income taxes	(2,818)	2,432	(5,250)	N/A*
Provision for income taxes related to sale of real estate	(1,132)	(7,773)	6,641	(85)%
Net income (loss)	<u>\$ (28,374)</u>	<u>\$ 108,281</u>	<u>\$ (136,655)</u>	<u>N/A*</u>

* Not a meaningful percentage

Total revenues: The increase in total revenue is primarily due to the additional real estate investments acquired since September 30, 2020. We acquired six real estate investments and had a portfolio of 26 real estate investments as of September 30, 2021 that contained 12.8 million leasable square feet, of which 96% was leased. Total revenues of our same-store properties increased by \$4.5 million for the nine months ended September 30, 2021 compared to the same period in 2020. Please refer to our “Same Store Analysis” below for additional discussion on the results of operations of our portfolio.

Property operating expenses: The increase in property operating expenses is primarily due to our significant acquisition activity since September 30, 2020, as described above. Property operating expenses of our same-store properties increased by \$5.1 million for the nine months ended September 30, 2021 compared to the same period in 2020. Please refer to our “Same Store Analysis” below for additional discussion on the results of operations of our portfolio.

Real property taxes: The increase in real property taxes is primarily due to our significant acquisition activity since September 30, 2020. Despite this increase, real property taxes of our same-store properties decreased by \$578,000 for the nine months ended September 30, 2021 compared to the same period in 2020. Please refer to our “Same Store Analysis” below for additional discussion on the results of operations of our portfolio.

Property management fees: The increase in property management fees is primarily due to our significant acquisition activity since September 30, 2020. Property management fees of our same-store properties increased by \$266,000 for the nine months ended September 30, 2021 compared to the same period in 2020. Please refer to our “Same Store Analysis” below for additional discussion on the results of operations of our portfolio.

Depreciation and amortization: The increase in depreciation and amortization expense is primarily due to the additional real estate investments acquired since September 30, 2020.

Asset management fees: Asset management fees are charged based on the aggregate valuation of our real estate investments, as most recently determined in connection with the determination of our NAV. The increase in these fees is primarily due to the additional real estate investments made since September 30, 2020, as previously described.

Performance participation allocation: The increase in performance participation allocation is a result of the fee not being earned by the Advisor for the nine months ended September 30, 2020 due to a decline in our NAV per share during 2020. Please see [Item 2](#)—Management’s Discussion and Analysis—NAV and Distributions for additional information concerning the change in NAV per share.

General and administrative expenses: General and administrative expenses increased primarily due to increased legal costs and shareholder costs. We generally expect our general and administrative expenses to continue to increase as we continue raising capital in our public offerings.

Gain (loss) on derivative instruments: We enter into interest rate hedging instruments in order to limit our exposure against the variability of future interest rates on our variable interest rate borrowings and enter into foreign currency forward contracts as economic hedges against the variability of foreign exchange rates. The gain recorded during the nine months ended September 30, 2020 was primarily due to a foreign currency forward contract related to the proceeds from the sale of Bishop’s Square. We had no currency hedges of that magnitude in 2021.

Gain (loss) on investments in real estate-related securities: We hold investments in real estate-related securities which consist of common equities, preferred equities and debt investments of publicly traded REITs. These amounts include realized gains (losses) related to securities sold during the year and unrealized gains (losses) based on values determined on a recurring basis. We incurred realized and unrealized losses during 2020 resulting from stock market declines related to the Coronavirus pandemic. Performance has been significantly better during 2021, and we have experienced realized and unrealized gains for the nine months ended September 30, 2021. For further detail on the gains and losses relating to our investments in real estate-related securities, see [Note 2](#)—Significant Accounting Policies in the notes to the accompanying financial statements.

Gain on sale of real estate: We acquired the Domain Apartments in January 2016 for a contract purchase price of \$58.1 million and we sold the Domain Apartments for a contract sales price of \$80.1 million on January 7, 2020, resulting in the recognition of a gain of \$29.5 million related to this sale. Additionally, we acquired Goodyear Crossing II in August 2016 for a contract purchase price of \$56.2 million and we sold Goodyear Crossing II for a contract sales price of \$72.0 million on February 14, 2020, resulting in a recognition of a gain of \$20.2 million related to this sale. We acquired Bishop’s Square in March 2015 for €92.0 million (approximately \$103.5 million assuming a rate of \$1.13 per EUR as of the acquisition date) and we sold Bishop’s Square in April 2020 for €181.6 million (approximately \$198.0 million assuming a rate of \$1.09 per EUR as of the date of transaction). We recognized a gain on sale of this asset of \$80.4 million, excluding taxes related to the sale, which are described below. We had no property dispositions during the nine months ended September 30, 2021. The \$1.4 million gain recorded during the nine months ended September 30, 2021 relates to residual activity relating to the sale of Bishop’s Square, which occurred during April 2020, as described above.

Foreign currency gains (losses): Foreign currency gains (losses) primarily reflects the effect of changes in foreign currency exchange rates on transactions that were denominated in currencies other than the functional currency of the related entity. During the nine months ended September 30, 2021 and 2020, these gains and losses were primarily related to the effect of remeasuring debt and cash held in foreign currencies into their related functional currencies.

Interest expense: Interest expense increased due to the net increase in our principal amount of indebtedness outstanding during the period resulting from additional real estate investments acquired since September 30, 2020, as offset by the effects of the properties sold during 2020.

Interest and other income: Primarily relates to interest and dividend income associated with our investments in real estate-related securities. The increase in interest and dividend income earned during the nine months ended September 30, 2021 compared to 2020 is due to additional investments in real estate-related securities since September 30, 2020.

Benefit (provision) for income taxes: The change from a \$2.4 million benefit to a \$2.8 million provision is primarily a result of recording \$2.9 million of tax expense during the nine months ended September 30, 2021 to correct the deferred tax asset and related valuation allowance at one of our properties. Additionally, the prior year period included \$2.0 million of deferred tax benefit resulting from changes in UK tax regulations. See [Note 2](#)—Significant Accounting Policies in the notes to the financial statements.

Provision for income taxes related to sale of real estate: We incurred \$7.8 million in income tax during the nine months ended September 30, 2020 as a result of the sale of Bishop's Square during April 2020, as described above. The \$1.1 million incurred during the nine months ended September 30, 2021 relates to the final repatriation of proceeds from the April 2020 sale of Bishop's Square.

Same-Store Analysis

We evaluate our consolidated results of operations on a same-store basis, which allows us to analyze our property operating results excluding the effects of acquisitions and dispositions during the periods under comparison. Properties in our portfolio are considered same-store if they were owned for the full periods presented. Same-store properties for the nine months ended September 30, 2021 includes sixteen properties. The tables below include additional information regarding the operating results of our same-store properties for the current period as compared to the same period in the prior year.

The following table presents the same-store revenues for the nine months ended September 30, 2021, as compared to the nine months ended September 30, 2020, by reportable segment. Total revenues increased by \$34.8 million. \$30.3 million of this increase is a result of ten additional property acquisitions made since the beginning of 2020, as well as three dispositions during 2020. The remaining \$4.5 million increase is related to our same-store properties. See below for additional explanations of notable changes in same-store revenues. All amounts below are in thousands, except for percentages.

	Nine months ended September 30,		Change	
	2021	2020	\$	%
Revenues				
<i>Same-store properties</i>				
Domestic office investments	\$ 11,315	\$ 11,419	\$ (104)	(1)%
Domestic residential/living investments	9,701	9,583	118	1 %
Domestic retail investments	20,746	18,937	1,809 ⁽¹⁾	10 %
International industrial investments	35,667	32,612	3,055 ⁽²⁾	9 %
International residential/living investments	7,834	8,174	(340)	(4)%
<i>Total same-store properties</i>	\$ 85,263	\$ 80,725	\$ 4,538	6 %
<i>Recent acquisitions</i>	41,032	7,095	33,937	N/A*
<i>Disposed properties</i>	—	3,658	(3,658)	(100)%
Total revenues	\$ 126,295	\$ 91,478	\$34,817	38 %

* Not a meaningful percentage

- (1) The increase is primarily due to termination fees in relation to certain tenants at our retail properties, as well as new leasing activity at the properties during that period. Additionally, rent concessions were negotiated with our tenants during the second quarter of 2020 as a result of the Coronavirus pandemic, which resulted in a reduction in rent during 2020. Consumer traffic at these properties has improved to pre-pandemic levels in recent months. We have not granted significant additional rent relief during the nine months ended September 30, 2021.
- (2) The increase is primarily due to additional building acquisitions at ABC Westland and the commencement of new leases at the property during the period, as well as the impact of the strengthening of the Euro, British pound and Polish zloty against the U.S. dollar during the nine months ended September 30, 2021 compared with the same period in 2020.

The following table presents the property expenses of each reportable segment for the nine months ended September 30, 2021, as compared to the nine months ended September 30, 2020, by reportable segment. Generally, property expenses increased by \$11.6 million primarily as a result of ten additional property acquisitions made since the beginning of 2020. Property expenses of our same-store properties also increased by \$4.8 million. See above for additional explanations of notable changes in same-store property expenses. All amounts below are in thousands, except for percentages.

	Nine months ended September 30,		Change	
	2021	2020	\$	%
Property expenses⁽¹⁾				
<i>Same-store properties</i>				
Domestic office investments	\$ 4,205	\$ 4,055	\$ 150	4 %
Domestic residential/living investments	4,519	4,887	(368)	(8)%
Domestic retail investments	8,926	8,730	196	2 %
International industrial investments	14,900	12,532	2,368 ⁽²⁾	19 %
International residential/living investments	6,415	3,990	2,425 ⁽³⁾	61 %
<i>Total same-store properties</i>	\$ 38,965	\$ 34,194	\$ 4,771	14 %
<i>Recent acquisitions</i>	10,856	2,438	8,418	N/A*
<i>Disposed properties</i>	—	1,543	(1,543)	(100)%
Total property expenses	\$ 49,821	\$ 38,175	\$11,646	31 %

* Not a meaningful percentage

- (1) Property expenses include property operating expenses, real property taxes and property management fees.
- (2) The increase is primarily due to additional building acquisitions at ABC Westland and as a result of increasing energy costs at the property, as well as the impact of the strengthening of the Euro, British pound and Polish zloty against the U.S. dollar during the nine months ended September 30, 2021 compared with the same period in 2020.
- (3) The increase is primarily due to the demolition costs incurred during the period for the renovations at the Montrose property, as well as the impact of the strengthening of the Euro, British pound and Polish zloty against the U.S. dollar during the nine months ended September 30, 2021 compared with the same period in 2020.

The following table presents revenues in excess of property expenses for the nine months ended September 30, 2021, as compared to the nine months ended September 30, 2020, by reportable segment. Total revenues in excess of property expenses increased by \$23.2 million primarily as a result of our significant recent acquisition activity. Additionally, total revenues in excess of property expenses of our same-store properties decreased by \$0.2 million. See below for additional explanations of notable changes in same-store property revenues in excess of expenses. All amounts below are in thousands, except for percentages.

	Nine months ended September 30,		Change	
	2021	2020	\$	%
Revenues in excess of property expenses⁽¹⁾				
<i>Same-store properties</i>				
Domestic office investments	\$ 7,110	\$ 7,364	\$ (254)	(3)%
Domestic residential/living investments	5,182	4,696	486	10 %
Domestic retail investments	11,820	10,207	1,613 ⁽²⁾	16 %
International industrial investments	20,767	20,080	687 ⁽²⁾	3 %
International residential/living investments	1,419	4,184	(2,765) ⁽²⁾	N/A*
<i>Total same-store properties</i>	\$ 46,298	\$ 46,531	\$ (233)	(1)%
<i>Recent acquisitions</i>	30,176	4,657	25,519	N/A*
<i>Disposed properties</i>	—	2,115	(2,115)	(100)%
Total revenues in excess of property expenses	\$ 76,474	\$ 53,303	\$23,171	43 %

* Not a meaningful percentage

(1) Revenues in excess of property expenses include total revenues less property operating expenses, real property taxes and property management fees.

(2) Please refer to the tables above for explanations regarding these changes.

Funds from Operations

We believe funds from operations (“FFO”) is a meaningful supplemental non-GAAP operating metric. FFO is a non-GAAP financial performance measure defined by the National Association of Real Estate Investment Trusts (“NAREIT”) and is widely recognized by investors and analysts as one measure of operating performance of a real estate company. FFO excludes items such as real estate depreciation and amortization. Depreciation and amortization, as applied in accordance with GAAP, implicitly assumes that the value of real estate assets diminishes predictably over time and also assumes that such assets are adequately maintained and renovated as required in order to maintain their value. Since real estate values have historically risen or fallen with market conditions such as occupancy rates, rental rates, inflation, interest rates, the business cycle, unemployment and consumer spending, it is management’s view, and we believe the view of many industry investors and analysts, that the presentation of operating results for real estate companies using historical cost accounting alone is insufficient. In addition, FFO excludes gains and losses from the sale of real estate, impairment charges related to depreciable real estate assets and in-substance real estate equity investments and realized and unrealized gains and losses related to investments in real estate-related securities, which we believe provides management and investors with a helpful additional measure of the historical performance of our real estate portfolio, as it allows for comparisons, year to year, that reflect the impact on operations from trends in items such as occupancy rates, rental rates, operating costs, general and administrative expenses and interest costs. A property will be evaluated for impairment if events or circumstances indicate that the carrying amount may not be recoverable (i.e. the carrying amount exceeds the total estimated undiscounted future cash flows from the property). Undiscounted future cash flows are based on anticipated operating performance, including estimated future net rental and lease revenues, net proceeds on the sale of the property, and certain other ancillary cash flows. While impairment charges are excluded from the calculation of FFO as described above, stockholders are cautioned that we may not recover any impairment charges.

FFO should not be construed to be more relevant or accurate than the current GAAP methodology in calculating net income or in its applicability in evaluating our operating performance. In addition, FFO should not be considered as an alternative to net income (loss) or income (loss) from continuing operations as an indication of our performance or as an alternative to cash flows from operating activities as an indication of our liquidity, but rather should be reviewed in conjunction with these and other GAAP measurements. Further, FFO is not intended to be used as a liquidity measure indicative of cash flow available to fund our cash needs, including our ability to make distributions to our stockholders. Please see the limitations listed below associated with the use of FFO:

- Prior to January 1, 2018, FFO included costs related to our acquisitions, including acquisition fees payable to our Advisor. Although these amounts reduced net income for periods prior to January 1, 2018, we generally funded such costs with proceeds from our public offerings and/or acquisition-related indebtedness and did not consider these fees and expenses in the evaluation of our operating performance. In January 2018, we adopted ASU 2017-01 which clarified the definition of a business and added guidance to assist entities with evaluating whether transactions should be accounted for as acquisitions (or disposals) of assets or businesses. We expect that all of our real estate transactions completed after that date will be accounted for using the asset acquisition guidance and, accordingly, the related acquisition-related expenses incurred will be capitalized and included in the allocated purchase price and will not be expensed. Prior to ASU 2017-01, real estate acquisitions were generally considered business combinations and the acquisition-related expenses and acquisition fees were treated as operating expenses under GAAP. Additionally, effective as of December 6, 2017, we no longer pay acquisition fees to our Advisor.
- We utilize the definition of FFO as set forth by NAREIT. Our FFO may not be comparable to amounts calculated by other REITs, if they use different approaches.
- Our business is subject to volatility in the real estate markets and general economic conditions, and adverse changes in those conditions could have a material adverse impact on our business, results of operations and FFO. Accordingly, the predictive nature of FFO is uncertain and past performance may not be indicative of future results.

Neither the SEC, NAREIT nor any regulatory body has passed judgment on the acceptability of the adjustments that we use to calculate FFO. In the future, the SEC, NAREIT or a regulatory body may decide to standardize the allowable adjustments across the non-listed REIT industry and we would have to adjust our calculation and characterization of FFO.

The following section presents our calculation of FFO attributable to common stockholders and provides additional information related to our operations for the three and nine months ended September 30, 2021 and 2020 and the period from inception through September 30, 2021 (in thousands, except per share amounts). As we are in the capital raising and acquisition phase of our operations, FFO may not be useful in comparing operations for the periods presented below. We expect revenues and expenses to increase in future periods as we raise additional offering proceeds and use them to make additional real estate investments.

	Three Months Ended September 30,		Nine Months Ended September 30,		Period from July 31, 2013 (date of inception) through September 30, 2021
	2021	2020	2021	2020	
Net income (loss)	\$ (10,962)	\$ (7,011)	\$ (28,374)	\$ 108,281	\$ 17,259
Depreciation and amortization ⁽¹⁾	21,460	15,190	66,403	45,876	263,082
Gain on sale of real estate	—	(39)	(1,432)	(130,140)	(146,017)
Taxes related to sale of real estate	1,132	—	1,132	7,773	8,905
(Gain) loss on securities ⁽²⁾	(125)	(866)	(9,214)	3,736	(10,677)
Adjustments for noncontrolling interests ⁽³⁾	—	—	—	—	117
Funds From Operations attributable to common stockholders	<u>\$ 11,505</u>	<u>\$ 7,274</u>	<u>\$ 28,515</u>	<u>\$ 35,526</u>	<u>\$ 132,669</u>
Basic and diluted income (loss) per common share	<u>\$ (0.08)</u>	<u>\$ (0.07)</u>	<u>\$ (0.23)</u>	<u>\$ 1.15</u>	<u>\$ 0.40</u>
Funds From Operations attributable to common stockholders per common share	\$ 0.09	\$ 0.07	\$ 0.24	\$ 0.38	\$ 3.07
Weighted average shares outstanding	132,341	97,520	120,960	93,769	43,284

Notes to the table:

- (1) Represents the depreciation and amortization of real estate assets. Historical cost accounting for real estate assets in accordance with GAAP implicitly assumes that the value of real estate assets diminishes predictably over time. Since real estate values have historically risen or fallen with market conditions, we believe that such depreciation and amortization may be of limited relevance in evaluating current operating performance and, as such, these items are excluded from our determination of FFO.
- (2) Represents the realized and unrealized gains and losses related to investments in real estate-related securities, which consist of common equities, preferred equities and debt investments of publicly traded REITs. These securities are incidental to our operations. As such, these gains and losses were excluded from our determination of FFO, as defined by NAREIT, in the current period. Additionally, certain immaterial amounts have now been included in prior periods for comparative purposes.
- (3) Includes income attributable to noncontrolling interests and all adjustments to eliminate the noncontrolling interests' share of the adjustments to convert our net loss to FFO.

Set forth below is additional information, which may be helpful in assessing our operating results:

- For the three and nine months ended September 30, 2021, our Dealer Manager earned distribution and stockholder servicing fees of \$1.6 million and \$4.6 million, respectively, which are paid by Hines Global. For the three and nine months ended September 30, 2020, our Dealer Manager earned distribution and stockholder servicing fees of \$1.4 million and \$4.3 million, respectively. Total distribution and stockholder servicing fees earned by the Dealer Manager from inception through September 30, 2021 were \$18.2 million.
- As of December 6, 2017, through its ownership of the special limited partner interest in the Operating Partnership, our Advisor is entitled to an annual performance participation allocation of 12.5% of the Operating Partnership's total return subject to the Company earning a 5% total return annually, after considering the effect of any losses carried forward from the prior year. The performance participation allocation accrues monthly and is payable after the completion of each calendar year. We do not consider the performance participation allocation in evaluating our operating performance. For the three and nine months ended September 30, 2021, we incurred \$4.2 million and \$11.7 million, respectively, in performance participation allocation fees. For the three and nine months ended September 30, 2020, we did not incur any performance participation allocation fees. Total performance participation allocation fees incurred were \$25.6 million from inception through September 30, 2021. Refer to [Note 7](#)—Related Party Transactions for more information on the performance participation allocation.

- For the three and nine months ended September 30, 2021, we recorded noncash adjustments primarily related to amortization of out-of-market lease intangibles, lease incentives and deferred financing costs and straight-line rent adjustments, which increased rental revenue by \$0.4 million and \$0.2 million, respectively. For the three and nine months ended September 30, 2020 these adjustments increased rental revenue by \$0.5 million and \$2.0 million, respectively. Total of such adjustments from inception through September 30, 2021 amounted to a net increase to rental revenue of \$15.6 million.
- We recorded adjustments related to derivative instruments and foreign currencies, which decreased net income by approximately \$1.0 million and \$0.9 million for the three and nine months ended September 30, 2021, respectively. For the three and nine months ended September 30, 2020 these adjustments reduced net income by approximately \$0.8 million and increased net income by \$6.7 million, respectively. The total of such adjustments from inception through September 30, 2021 increased net income by \$1.9 million.

As noted previously, our cash flows from operations have been and may continue to be insufficient to fund distributions to stockholders. We may continue to choose to use proceeds from the sales of assets, proceeds from our debt financings, proceeds from our public offerings, cash advances by our Advisor and/or cash resulting from a waiver or deferral of fees to fund distributions to our stockholders. For example, we funded 46% and 65% of total distributions for the nine months ended September 30, 2021 and 2020, respectively, with cash flows from other sources, such as cash flows from investing activities, which may include proceeds from the sale of real estate. We have not placed a cap on the amount of our distributions that may be paid from sources other than cash flows from operations, including proceeds from our debt financings, proceeds from our public offerings, cash advances by our Advisor and cash resulting from a waiver or deferral of fees.

From inception through September 30, 2021, we declared \$197.2 million of distributions to our stockholders, compared to our total aggregate FFO of \$132.7 million and our total aggregate net income of \$17.3 million for that period. For the nine months ended September 30, 2021, we declared \$52.0 million of distributions to our stockholders compared to our total aggregate FFO of \$28.5 million. For the nine months ended September 30, 2020, we declared \$39.6 million of distributions to our stockholders compared to our total aggregate FFO of \$35.5 million.

Net Asset Value

Our board of directors has appointed a valuation committee comprised of independent directors, which we refer to herein as the valuation committee, to be responsible for the oversight of the valuation process. The valuation committee has adopted a valuation policy, as approved by our board of directors, and as amended from time to time, that contains a comprehensive set of methodologies to be used in connection with the calculation of our Net Asset Value (“NAV”). Our most recent NAV per share for each share class, which is updated as of the last calendar day of each month, is posted on our website at hinesglobalincometrust.com and is also available on our toll-free information line at (888) 220-6121. All parties engaged by us in the calculation of our NAV, including our Advisor, are subject to the oversight of our valuation committee. Generally, all of our real properties are appraised once each calendar year by third party appraisal firms in accordance with our valuation guidelines and such appraisals are reviewed by Altus Group U.S. Inc., or Altus, the independent valuation advisor we have engaged to prepare appraisal reviews and carry out a review of the calculation of the NAV for the Company. Altus reviewed the calculation of the new NAV per share of our common stock as of September 30, 2021, as set forth below, and concurred with the calculation of the new NAV per share.

The table below sets forth the calculation of our NAV per share of each class of shares of our common stock as of September 30, 2021:

	September 30, 2021
	Gross Amount
	(in thousands)
Investments in real estate	\$ 2,341,233
Investments in real estate-related securities	67,846
Cash, cash equivalents and restricted cash	87,007
Accounts receivable and other assets	15,274
Mortgage notes, term loans and revolving credit facilities	(1,028,946)
Accrued performance participation allocation	(11,695)
Payables and other liabilities	(56,173)
NAV	\$ 1,414,546
Shares outstanding	137,004

The valuations of our real properties as of September 30, 2021 were reviewed by Altus in accordance with our valuation procedures. Certain key assumptions that were used in the discounted cash flow analysis, which were determined by our Advisor and reviewed by Altus, are set forth in the following table based on weighted-averages by property type. However, the table below excludes assumptions related to properties acquired in the past 12 months since the acquisition cost of these properties will serve as their value for a period of up to one year following their acquisition, in accordance with our valuation policy.

	Office	Industrial	Retail	Residential/ Living	Weighted- Average Basis
Capitalization rate	6.50%	5.56%	6.76%	5.31%	5.80%
Discount rate / internal rate of return (“IRR”)	7.83%	5.90%	7.51%	5.89%	6.29%
Average holding period (years)	7.0	9.7	10.0	10.0	9.6

A change in the rates used would impact the calculation of the value of our real properties. For example, assuming all other factors remain constant, the changes listed below would result in the following effects on the value of our real properties:

Input	Hypothetical Change	Office	Industrial	Retail	Residential /Living	Weighted- Average Values
Capitalization rate (weighted-average)	0.25% decrease	3.36%	3.44%	2.31%	2.84%	3.11%
	0.25% increase	(3.05)%	(3.09)%	(2.14)%	(3.16)%	(2.94)%
Discount rate (weighted-average)	0.25% decrease	1.57%	2.01%	1.94%	2.35%	2.07%
	0.25% increase	(1.48)%	(1.93)%	(1.89)%	(4.29)%	(2.61)%

The following table reconciles stockholders' equity and noncontrolling interests per our condensed consolidated balance sheet to our NAV as of September 30, 2021:

	September 30, 2021
	Gross Amount
	(in thousands)
Total stockholder's equity	\$ 1,094,264
Adjustments:	
Accrued distribution and stockholder servicing fees and issuer costs ⁽¹⁾	36,281
Unrealized net appreciation of real estate investments and debt ⁽²⁾	123,507
Accumulated depreciation and amortization ⁽³⁾	150,152
Other adjustments ⁽⁴⁾	10,342
Net asset value	<u>\$ 1,414,546</u>

- (1) Our consolidated balance sheet as of September 30, 2021 includes a liability of \$31.7 million related to distribution and stockholder servicing fees payable to Hines Securities, Inc. (the "Dealer Manager") in future periods with respect to shares of its common stock. The NAV per share as of September 30, 2021 does not include any liability for distribution and stockholder servicing fees that may become payable after September 30, 2021, since these fees may not ultimately be paid in certain circumstances, including if Hines Global was liquidated or if there was a listing of our common stock. Additionally, the Advisor agreed to advance certain organization and offering costs on our behalf through December 31, 2018. Such costs are reimbursed to the Advisor on a pro-rata basis over the 60-month period that commenced on January 1, 2019. Under GAAP, organization costs are expensed as incurred and offering costs are charged to equity as such amounts are incurred. For purposes of calculating NAV, such costs are recognized as a reduction to NAV as they are reimbursed ratably over 60 months.
- (2) Our real estate investments are generally presented at historical cost in our condensed consolidated financial statements. Additionally, our mortgage notes, term loans and line of credit are presented at their carrying value in our condensed consolidated financial statements. As such, any increases or decreases in the fair market value of our real estate investments and debt instruments are not included in our GAAP results. For purposes of determining our NAV, our real estate and real estate-related investments and certain debt are recorded at fair value. Notwithstanding, our property-level mortgages and corporate-level credit facilities that are intended to be held to maturity, including those subject to interest rates hedges, are valued at par (i.e. at their respective outstanding balances).
- (3) We depreciate our investments in real estate and amortize certain other assets and liabilities in accordance with GAAP. Such depreciation and amortization is not recorded for purposes of determining our NAV.
- (4) Includes adjustments for certain assets and liabilities, which are recorded in accordance with GAAP, but are not included in the determination of our NAV, such as straight-line rent receivables/payables, deferred tax assets/liabilities and accrued leasing costs.

Related Party Transactions and Agreements

We have entered into agreements with our Advisor, our Dealer Manager and Hines and its affiliates, whereby we pay certain fees and reimbursements to these entities during the various phases of our organization and operation. Relating to organization and offering stage, these include payments to our Dealer Manager for selling commissions, the dealer manager fee, distribution and stockholder servicing fees, and payments to our Advisor for reimbursement of organization and offering costs. Relating to acquisition and operational stages, these include payments for certain services related to the management and performance of our investments and operations provided to us by our Advisor and Hines and its affiliates pursuant to various agreements we have entered into with these entities. See [Note 7](#)—Related Party Transactions in Item 1 of this Quarterly Report on Form 10-Q, as well as Note 8—Related Party Transactions in our Annual Report on Form 10-K for the year ended December 31, 2020 for additional information concerning our related party transactions and agreements.

Off-Balance Sheet Arrangements

As of September 30, 2021 and December 31, 2020, we had no off-balance sheet arrangements that have or are reasonably likely to have a current or future effect on our financial condition, changes in financial condition, revenues or expenses, results of operations, liquidity, capital expenditures or capital resources.

Subsequent Events

Eastgate Park

In October 2021, we acquired Eastgate Park, an industrial logistics property located in Prague, Czech Republic. The net purchase price was €38.0 million (approximately \$44.2 million assuming a rate of \$1.16 per EUR as of the acquisition date), exclusive of transaction costs and closing proration. The property consists of approximately 420,000 square feet and is 99% leased.

ABC Westland 668

In October 2021, we acquired ABC Westland 668 for a contract price of €3.3 million (approximately \$3.8 million assuming a rate of \$1.16 per Euro as of the acquisition date), excluding transaction costs and working capital reserves. ABC Westland 668 is an industrial logistics property located in The Hague, Netherlands. ABC Westland 668 is an addition to our existing ownership interest in ABC Westland, an industrial logistics property located in The Hague, Netherlands, previously acquired in May 2019. The seller is not affiliated with us or our affiliates.

Bradley Business Center

In November 2021, we entered into a purchase and sale agreement to purchase Bradley Business Center, an industrial mixed-use property located in Chicago, Illinois. The contract purchase price for Bradley Business Center is expected to be approximately \$97.3 million, exclusive of transaction costs and closing proration. We funded a \$3.0 million earnest money deposit in November 2021. There is no guarantee that this sale will be consummated and our deposit may not be refunded in such event. We expect the closing of this acquisition to occur during the fourth quarter of 2021, subject to a number of closing conditions. However, we can provide no assurance that this acquisition will close on the expected timeline or at all.

WGN Studios

In November 2021, we entered into a purchase and sale agreement to purchase WGN Studios, an office property located in Chicago, Illinois. The contract purchase price for WGN Studios is expected to be approximately \$30.5 million, exclusive of transaction costs and closing proration. We expect the closing of this acquisition to occur during the fourth quarter of 2021, subject to a number of closing conditions. However, we can provide no assurance that this acquisition will close on the expected timeline or at all.

Item 3. *Quantitative and Qualitative Disclosures About Market Risk*

Market risk includes risks that arise from changes in interest rates, foreign currency exchange rates, commodity prices, equity prices and other market changes that affect market-sensitive instruments. In pursuing our business plan, we believe that interest rate risk and currency risk are the primary market risks to which we are exposed. As of September 30, 2021, we were exposed to the market risks described below.

Interest Rate Risk

We are exposed to the effects of interest rate changes primarily as a result of debt used to maintain liquidity and fund expansion of our real estate investment portfolio and operations. As of September 30, 2021, we had \$831.8 million of variable-rate debt outstanding. If interest rates were to increase by 1%, we would incur an additional \$8.3 million in interest expense. However, further increases in interest rates may not result in comparable increases in interest expense due to the interest rate cap agreements we have in place. See [Note 4](#)—Debt Financing in the Notes to the Condensed Consolidated Financial Statements for more information concerning our outstanding debt and our interest rate exposure.

Foreign Currency Risk

We currently have real estate investments located in countries outside of the U.S. that are subject to the effects of exchange rate movements between the foreign currency of each real estate investment and the U.S. dollar, which may affect future costs and cash flows as well as amounts translated into U.S. dollars for inclusion in our condensed consolidated financial statements. We have entered into mortgage loans denominated in foreign currencies for these investments, which provide natural hedges with regard to changes in exchange rates between the foreign currencies and U.S. dollar and reduce our exposure to exchange rate differences. Additionally, we are typically a net receiver of these foreign currencies, and, as a result, our foreign operations benefit from a weaker U.S. dollar and are adversely affected by a stronger U.S. dollar. The table below identifies the effect that a 10% immediate, unfavorable change in the exchange rates would have on the net book value of our international real estate investments, including any foreign currency mortgage loans and their year-to-date net income (loss), by foreign currency (in thousands)⁽¹⁾:

	Reduction in Book Value as of September 30, 2021	Reduction in Net Income (Loss) for the Nine months ended September 30, 2021
EUR	\$11,711	\$1,996
GBP	\$5,903	\$145

- (1) Our real estate assets in Poland were purchased in Euros and we expect that when we dispose of these assets, the sale transactions will also be denominated in Euros. Accordingly, we do not expect to have Polish zloty exposure upon disposition.

Item 4. *Controls and Procedures*

Disclosure Controls and Procedures

In accordance with Exchange Act Rules 13a-15 and 15d-15, we carried out an evaluation, under the supervision and with the participation of management, including our Chief Executive Officer and Chief Financial Officer, of the effectiveness of our disclosure controls and procedures as of the end of the period covered by this report. Based on that evaluation, our Chief Executive Officer and Chief Financial Officer concluded that our disclosure controls and procedures were effective as of September 30, 2021, to provide reasonable assurance that information required to be disclosed in our reports filed or submitted under the Exchange Act is (i) recorded, processed, summarized and reported within the time periods specified in the Securities and Exchange Commission's rules and forms, and (ii) accumulated and communicated to our management, including our Chief Executive Officer and Chief Financial Officer, as appropriate to allow timely decisions regarding required disclosure.

Change in Internal Controls

No changes have occurred in our internal controls over financial reporting (as defined in Rule 13a-15(f) of the Exchange Act) during the quarter ended September 30, 2021 that have materially affected, or are reasonably likely to materially affect, our internal controls over financial reporting. We have not experienced any material impact to our internal control over financial reporting to date as a result of most of the employees of Hines and its affiliates working remotely due to the Coronavirus pandemic. We are continually monitoring and assessing the impact of the Coronavirus pandemic on our internal controls to minimize its impact on the design and operating effectiveness of our internal controls.

PART II - OTHER INFORMATION

Item 1. *Legal Proceedings*

From time to time in the ordinary course of business, we or our subsidiaries may become subject to legal proceedings, claims or disputes. As of November 12, 2021, neither we nor any of our subsidiaries were a party to any material pending legal proceedings.

Item 1A. *Risk Factors*

As of September 30, 2021, there have been no material changes to the risk factors previously disclosed in response to “Part I - Item 1A. ‘Risk Factors’” in our Annual Report on Form 10-K for the year ended December 31, 2020, filed with the SEC on March 26, 2021 and “Part II–Item 1A. ‘Risk Factors’” in our Quarterly Report on Form 10-Q for the quarter ended June 30, 2021, filed with the SEC on August 16, 2021.

Item 2. *Unregistered Sales of Equity Securities and Use of Proceeds*

On August 2, 2021, 681.66 restricted Class I shares of our common stock were granted to Dr. Ruth J. Simmons, following her appointment to serve as one of our independent directors in June 2021. Such restricted shares were granted pursuant to a restricted share award agreement between us and Dr. Simmons, as payment of a portion of the pro rata annual compensation payable to Dr. Simmons for service as an independent director on our board of directors for a partial year. The restricted shares were issued without registration under the Securities Act, in reliance upon the exemption from registration contained in Section 4(a)(2) of the Securities Act.

Issuer Redemptions of Equity Securities

Our share redemption program may allow stockholders who have purchased shares from us or received their shares through a non-cash transaction, not in the secondary market, to have their shares redeemed subject to certain limitations and restrictions. Redemptions under our share redemption program will be made on a monthly basis. Subject to the limitations of and restrictions on our share redemption program, and subject to funds being available as described below, shares redeemed under our share redemption program will be redeemed at the transaction price in effect on the date of redemption, which generally will be a price equal to the NAV per share applicable to the class of shares being redeemed and most recently disclosed by us in a public filing with the SEC (subject to the 5% holding discount described below).

Under our share redemption program, we may redeem during any calendar month shares whose aggregate value (based on the redemption price per share in effect when the redemption is effected) is 2% of our aggregate NAV as of the last calendar day of the previous month (the “2% Monthly Limitation”) and during any calendar quarter whose aggregate value (based on the redemption price per share in effect when the redemption is effected) is up to 5% of our aggregate NAV as of the last calendar day of the prior calendar quarter (the “5% Quarterly Limitation”). During a given quarter, if in each of the first two months of such quarter the 2% Monthly Limitation is reached and stockholders’ redemptions are reduced pro rata for such months, then in the third and final month of that quarter, the applicable limit for such month will likely be less than 2% of our aggregate NAV as of the last calendar day of the previous month because the redemptions for that month, combined with the redemptions in the previous two months, cannot exceed the 5% Quarterly Limitation.

There is no minimum holding period for shares under our share redemption program and stockholders may request that we redeem their shares at any time. However, shares that have not been outstanding for at least one year will be redeemed at 95% of the transaction price (the “5% holding discount”) that would otherwise apply; provided, that, the period that a share was held prior to being converted into a share of another class pursuant to our charter will count toward the total hold period for such share, as converted. Upon request, we may waive the 5% holding discount in the case of death or disability of a stockholder. The 5% holding discount also will be waived with respect to shares issued pursuant to our distribution reinvestment plan and any shares that we issue as stock dividends. In addition, the discount may not apply to transactions initiated by the trustee or advisor to a donor-advised charitable gift fund, collective trust fund, common trust fund, fund of fund(s) or other institutional accounts, strategy funds or programs if we determine, in our sole discretion, such account, fund or program has an investment strategy or policy that is reasonably likely to control short-term trading. Further, shares of our common stock may be sold to certain employer sponsored plans, bank or trust company accounts and accounts of certain financial institutions or intermediaries for which we may not apply the discount to the underlying stockholders, often because of administrative or systems limitations. The discount also will not apply to shares taken by the Advisor or Sponsor in lieu of fees or expense reimbursements under the advisory agreement among us, the Advisor and the Operating Partnership or the Operating Partnership Agreement.

Unless our board of directors determines otherwise, we intend to fund redemptions pursuant to our share redemption program from any available cash sources at our disposal, including available cash, cash flow from operations, the sale of real estate-related securities and other assets, borrowings or offering proceeds, without any limitation on the amounts we may pay from such sources. If during any consecutive 24-month period, we do not have at least one month in which we fully satisfy 100% of properly submitted redemption requests or accept all properly submitted tenders in a self-tender offer for our shares, we will not make any new investments (excluding short-term cash management investments under 30 days in duration) and we will use all available investable assets to satisfy redemption requests (subject to the limitations under this program) until all outstanding redemption requests, or “Unfulfilled Redemptions,” have been satisfied. For purposes of this policy, investable assets include net proceeds from new subscription agreements, unrestricted cash, working capital, proceeds from marketable securities, proceeds from our distribution reinvestment plan, and net operating cash flows. Notwithstanding this policy, investable assets may be used at any time to fund any of our operating cash needs (as well as to establish reserves to meet such needs), including, without limitation, the following: property operating expenses, taxes and insurance, debt service and repayment or refinancing of debt, debt financing expenses, funding commitments related to real estate, including without limitation, commitments to acquire new real estate investments (provided such commitments were made at least twelve (12) months prior to the end of such 24-consecutive-month period), obligations imposed by law, courts, or arbitration, necessary capital improvements, lease-related expenditures, customary general and administrative expenses, asset management fees and other fees payable to our Advisor as described in the prospectus, or shareholder distributions. Our Advisor also will defer payment of the performance participation allocation until all Unfulfilled Redemptions are satisfied. Furthermore, our board of directors and management will consider additional ways to improve shareholder liquidity through our share redemption program or otherwise. Exceptions to the limitations of this paragraph may be made to complete like-kind exchanges under Section 1031 of the Code necessary to avoid adverse tax consequences, or to take actions necessary to maintain our qualification as a REIT under the Code.

Our board of directors has complete discretion to determine whether all available cash sources at our disposal will be applied to redemptions pursuant to the program, whether such funds are needed for other purposes or whether additional funds from other sources may be used for redemptions pursuant to the program.

If redemption requests, in the business judgment of our board of directors, place an undue burden on our liquidity, adversely affect our operations or risk having an adverse impact on stockholders whose shares are not redeemed, then our board of directors may make exceptions to, modify or suspend the share redemption program if in its reasonable judgment it deems such actions to be in our best interest and the best interest of our stockholders. Our board of directors cannot terminate our share redemption program absent a liquidity event which results in our stockholders receiving cash or securities listed on a national securities exchange or where otherwise required by law (including in the event that our shares ever become listed on a national securities exchange or in the event a secondary market for our common shares develops). In addition, our board of directors may determine to suspend the share redemption program due to regulatory changes, changes in law, if our board of directors becomes aware of undisclosed material information that it believes should be publicly disclosed before shares are redeemed, a lack of available funds, a determination that redemption requests are having an adverse effect on our operations or other factors. Upon suspension of our share redemption program, our board of directors shall consider at least quarterly whether the continued suspension of the program is in our best interest and the best interest of our stockholders; however, our board of directors is not required to authorize the re-commencement of our share redemption program within any specified period of time. Material modifications, including any reduction to the monthly or quarterly limitations on redemptions, and suspensions of the program will be promptly disclosed to stockholders in a prospectus supplement (or post-effective amendment if required by the Securities Act) or current report on Form 8-K filed with the SEC. Any material modifications will also be disclosed on our website.

Any new transaction price may be higher or lower than the most recently disclosed transaction price. The transaction price is not a representation, warranty or guarantee that (i) a stockholder would be able to realize such per share amount if such stockholder attempts to sell his or her shares; (ii) a stockholder would ultimately realize distributions per share equal to such per share amount upon our liquidation or sale; (iii) shares of our common stock would trade at such per share amount on a national securities exchange; or (iv) a third party would offer such per share amount in an arm’s-length transaction to purchase all or substantially all of our shares of common stock.

The following table lists shares we redeemed under our share redemption program during the period covered by this report, including the average price paid per share, which represents all of the share repurchase requests received for the same period.

Period	Total Number of Shares Redeemed	Average Price Paid Per Share	Total Number of Shares Purchased as Part of Publicly Announced Plans of Programs	Maximum Number of Shares that May Yet be Redeemed Under the Plans or Programs ⁽¹⁾
July 1, 2021 to July 31, 2021	181,337	\$ 10.18	181,337	2,339,935
August 1, 2021 to August 31, 2021	190,096	\$ 10.25	190,096	2,383,003
September 1, 2021 to September 30, 2021	289,397	\$ 10.25	289,397	2,649,116
Total	<u>660,830</u>		<u>660,830</u>	

(1) Amount provided represents the 2% Monthly Limitation which can be further limited by the 5% Quarterly Limitation. See the description of the share redemption program above for a description of the limitations on the number of shares that may be redeemed pursuant to the share redemption program.

Item 3. Defaults Upon Senior Securities

Not applicable.

Item 4. Mine Safety Disclosures

Not applicable.

Item 5. Other Information

Not applicable.

Item 6. Exhibits

Exhibit No.	Description
3.1	Articles of Amendment and Restatement of Hines Global Income Trust, Inc. (formerly known as Hines Global REIT II, Inc.) (filed as Exhibit 3.1 to Pre-Effective Amendment No. 5 to the Registrant's Registration Statement on Form S-11, File No. 333-191106 (the "IPO Registration Statement") on August 15, 2014 and incorporated by reference herein)
3.2	Articles Supplementary of Hines Global Income Trust, Inc. (formerly known as Hines Global REIT II, Inc.) (filed as Exhibit 3.1 to Post-Effective Amendment No. 1 to the IPO Registration Statement on December 12, 2014 and incorporated by reference herein)
3.3	Articles Supplementary of Hines Global Income Trust, Inc. (formerly known as Hines Global REIT II, Inc.) (filed as Exhibit 3.1 to Post-Effective Amendment No. 6 to the IPO Registration Statement on August 12, 2015 and incorporated by reference herein)
3.4	Articles Supplementary of Hines Global Income Trust, Inc. (formerly known as Hines Global REIT II, Inc.) (filed as Exhibit 3.1 to Post-Effective Amendment No. 12 to the IPO Registration Statement on April 28, 2017 and incorporated by reference herein)
3.5	Articles of Amendment to Articles of Amendment and Restatement of Hines Global Income Trust, Inc. (formerly known as Hines Global REIT II, Inc.) (filed as Exhibit 3.1 to the Registrant's Current Report on Form 8-K on October 16, 2017 and incorporated by reference herein)
3.6	Articles of Amendment to Articles of Amendment and Restatement of Hines Global Income Trust, Inc. (formerly known as Hines Global REIT II, Inc.) (filed as Exhibit 3.5 to Pre-Effective Amendment No. 1 to the Registrant's Registration Statement on Form S-11, File No. 333-220046 (the "Second Registration Statement") on December 1, 2017 and incorporated by reference herein)
3.7	Articles Supplementary of Hines Global Income Trust, Inc. (formerly known as Hines Global REIT II, Inc.) (filed as Exhibit 3.6 to Pre-Effective Amendment No. 1 to the Second Registration Statement on December 1, 2017 and incorporated by reference herein)
3.8	Articles of Amendment to Articles of Amendment and Restatement of Hines Global Income Trust, Inc. (formerly known as Hines Global REIT II, Inc.) (filed as Exhibit 3.7 to Pre-Effective Amendment No. 1 to the Second Registration Statement on December 1, 2017 and incorporated by reference herein)
3.9	Amended and Restated Bylaws of Hines Global Income Trust, Inc. (formerly known as Hines Global REIT II, Inc.) (filed as Exhibit 3.2 to Pre-Effective Amendment No. 5 to the IPO Registration Statement on August 15, 2014 and incorporated by reference herein)
3.10	Amendment No. 1 to Amended and Restated Bylaws of Hines Global Income Trust, Inc. (formerly known as Hines Global REIT II, Inc.), dated September 23, 2015 (filed as Exhibit 3.5 to Post-Effective Amendment No. 7 to the IPO Registration Statement on November 17, 2015 and incorporated by reference herein)
3.11	Amendment No. 2 to Amended and Restated Bylaws of Hines Global Income Trust, Inc. (formerly known as Hines Global REIT II, Inc.) (filed as Exhibit 3.1 to the Registrant's Current Report on Form 8-K on September 14, 2017 and incorporated by reference herein)
4.1	Sixth Amended and Restated Distribution Reinvestment Plan, effective as of December 4, 2017 (included as Appendix B to the Prospectus included in Post-Effective Amendment No. 11 to the Second Registration Statement on April 12, 2019 and incorporated by reference herein)
10.1	Amended and Restated Credit Agreement dated as of July 30, 2021 among HGIT Properties LP, the Lenders party thereto, and JPMorgan Chase Bank, National Association, as Administrative Agent (filed as exhibit 10.1 to the Registrant's Current Report on Form 8-K on August 5, 2021 and incorporated by reference herein)
31.1*	Certification
31.2*	Certification
32.1*	Certification of Chief Executive Officer and Chief Financial Officer pursuant to 18 U.S.C., Section 1350, as adopted pursuant to Section 906 of the Sarbanes-Oxley Act of 2002. Pursuant to SEC Release 34-47551 this exhibit is furnished to the SEC herewith and shall not be deemed to be "filed."
99.1	Hines Global Income Trust, Inc. Amended and Restated Share Redemption Program, effective as of June 30, 2021 (filed as Exhibit 99.1 to the Registrant's Current Report on Form 8-K on July 8, 2021 and incorporated by reference herein)
99.2*	Consent of Independent Valuation Advisor, Altus Group U.S. Inc.
101.INS*	Instance Document—The instance document does not appear in the interactive data file because its XBRL tags are embedded within the inline XBRL document.
101.SCH*	XBRL Taxonomy Extension Schema Document
101.CAL*	XBRL Taxonomy Extension Calculation Linkbase Document
101.DEF*	XBRL Taxonomy Extension Definition Linkbase Document
101.LAB*	XBRL Taxonomy Extension Labels Linkbase Document
101.PRE*	XBRL Taxonomy Extension Presentation Linkbase Document
*	Filed herewith

SIGNATURES

Pursuant to the requirements of the Securities Exchange Act of 1934, the registrant has duly caused this report to be signed on its behalf by the undersigned thereunto duly authorized.

HINES GLOBAL INCOME TRUST, INC.

November 12, 2021

By: /s/ Jeffrey C. Hines
Jeffrey C. Hines
Chief Executive Officer and
Chairman of the Board of Directors

November 12, 2021

By: /s/ J. Shea Morgenroth
J. Shea Morgenroth
Chief Financial Officer

HINES GLOBAL INCOME TRUST, INC.
SUPPLEMENT NO. 8, DATED NOVEMBER 15, 2021
TO THE PROSPECTUS, DATED JUNE 2, 2021

This prospectus supplement (this “Supplement”) is part of and should be read in conjunction with the prospectus of Hines Global Income Trust, Inc., dated June 2, 2021 (the “Prospectus”), as supplemented by Supplement No. 1, dated June 16, 2021, Supplement No. 2, dated July 16, 2021, Supplement No. 3, dated August 17, 2021, Supplement No. 4, dated August 18, 2021, Supplement No. 5, dated August 26, 2021, Supplement No. 6, dated September 16, 2021 and Supplement No. 7, dated October 15, 2021. Unless otherwise defined herein, capitalized terms used in this Supplement shall have the same meanings as in the Prospectus.

The purposes of this Supplement are as follows:

- A. to provide an update on the status of our current public offering;
- B. to update the offering price and transaction price for each class of our common stock for subscriptions to be accepted as of December 1, 2021;
- C. to disclose the calculation of our October 31, 2021 net asset value (“NAV”) per share, as determined in accordance with our valuation procedures, for each of our share classes;
- D. to provide an update regarding distributions declared; and
- E. to update disclosure in the “Experts” section of the Prospectus.

A. Status of Our Offerings

We launched our third public offering on June 2, 2021 which had its first monthly closing on July 1, 2021. Our second public offering was terminated immediately prior to the commencement of our third public offering on June 2, 2021. As of November 15, 2021, we have received gross proceeds of approximately \$245.2 million from the sale of 23.7 million shares of our common stock through our current public offering, including proceeds from our distribution reinvestment plan. As of November 15, 2021, approximately \$1.77 billion of our common shares remained available for sale pursuant to our current public offering in any combination of Class T Shares, Class S Shares, Class D Shares, and Class I Shares, exclusive of approximately \$487.9 million of shares available under our distribution reinvestment plan.

B. December 1, 2021 Offering Price and Transaction Price

The transaction price for each share class of our common stock for subscriptions to be accepted as of December 1, 2021 (and repurchases as of November 30, 2021) is as follows:

	Offering Price⁽¹⁾ (per share)	Transaction Price⁽¹⁾ (per share)
Class T	\$ 10.81	\$ 10.43
Class S	\$ 10.81	\$ 10.43
Class D	\$ 10.43	\$ 10.43
Class I	\$ 10.43	\$ 10.43

(1) Prices presented are rounded to the nearest cent. Actual transactions are based on prices rounded to four decimals.

The transaction price for each of our share classes is equal to such class’s NAV per share as of October 31, 2021. The NAV per share as of October 31, 2021 is the same for each of our share classes. A calculation of the NAV per share is set forth below. The purchase price of our common stock for each share class equals the transaction price of such class, plus applicable upfront selling commissions and dealer manager fees.

C. October 31, 2021 NAV Per Share

Our board of directors has appointed a valuation committee comprised of independent directors, which we refer to herein as the valuation committee, to be responsible for the oversight of the valuation process. The valuation committee has adopted a valuation policy, as approved by our board of directors, and as amended from time to time, that contains a comprehensive set of methodologies to be used in connection with the calculation of our NAV. Our most recent NAV per share for each share class, which is updated as of the last calendar day of each month, is posted on our website at hinesglobalincometrust.com and is also available on our toll-free information line at (888) 220-6121. Please see "Valuation Policy and Procedures" in our Prospectus for a more detailed description of our valuation procedures, including important disclosure regarding interim real property valuations provided by our Advisor and reviewed by Altus Group U.S. Inc., or Altus, the independent valuation advisor we have engaged to prepare appraisal reviews and carry out a review of the calculation of the NAV for the Company. All parties engaged by us in the calculation of our NAV, including our Advisor, are subject to the oversight of our valuation committee. Generally, all of our real properties are appraised once each calendar year by third party appraisal firms in accordance with our valuation guidelines and such appraisals are reviewed by Altus. Altus reviewed the calculation of the new NAV per share of our common stock as of October 31, 2021, as set forth, and concurred with the calculation of the new NAV per share. Throughout the Prospectus, all references to Altus as the "independent valuation firm" are hereby superseded and replaced with "independent valuation advisor."

The table below sets forth the calculation of our NAV per share of each class of shares of our common stock as of October 31, 2021 and September 30, 2021 (the NAV per share is the same for each class of shares of our common stock):

	October 31, 2021		September 30, 2021	
	Gross Amount (in thousands)	Per Share	Gross Amount (in thousands)	Per Share
Real estate investments	\$ 2,414,279	\$ 17.09	\$ 2,341,233	\$ 17.09
Other assets	166,726	1.18	170,127	1.24
Debt and other liabilities	(1,107,082)	(7.84)	(1,096,814)	(8.01)
NAV	\$ 1,473,923	\$ 10.43	\$ 1,414,546	\$ 10.32
Shares outstanding	141,267		137,004	

Our consolidated balance sheet as of October 31, 2021 includes a liability of \$32.6 million related to distribution and stockholder servicing fees payable to Hines Securities, Inc. (the "Dealer Manager") in future periods with respect to shares of its common stock. The NAV per share as of October 31, 2021 does not include any liability for distribution and stockholder servicing fees that may become payable after October 31, 2021, since these fees may not ultimately be paid in certain circumstances, including if Hines Global was liquidated or if there was a listing of our common stock.

The valuations of our real properties as of October 31, 2021 were reviewed by Altus in accordance with our valuation procedures. Certain key assumptions that were used in the discounted cash flow analysis, which were determined by our Advisor and reviewed by Altus, are set forth in the following table based on weighted-averages by property type. However, the table below excludes assumptions related to properties acquired in the past 12 months since the acquisition cost of these properties will serve as their value for a period of up to one year following their acquisition, in accordance with our valuation policy.

	Office	Industrial	Retail	Residential/ Living	Weighted- Average Basis
Capitalization rate	6.50%	5.49%	6.76%	5.31%	5.70%
Discount rate / internal rate of return ("IRR")	7.24%	5.97%	7.20%	6.33%	6.36%
Average holding period (years)	7.0	9.7	10.0	10.0	9.6

A change in the rates used would impact the calculation of the value of our real properties. For example, assuming all other factors remain constant, the changes listed below would result in the following effects on the value of our real properties:

Input	Hypothetical Change	Office	Industrial	Retail	Residential /Living	Weighted-Average Values
Capitalization rate (weighted-average)	0.25% decrease	3.40%	3.39%	2.35%	2.44%	2.95%
	0.25% increase	(3.14)%	(3.09)%	(2.18)%	(3.71)%	(3.15)%
Discount rate (weighted-average)	0.25% decrease	1.59%	1.97%	1.98%	1.42%	1.77%
	0.25% increase	(1.56)%	(1.92)%	(1.93)%	(2.71)%	(2.13)%

D. Distributions Declared

With the authorization of our board of directors, we declared monthly distributions for the month of November 2021 for each class of our common stock at the following rates (as rounded to the nearest three decimal places):

November 2021	Gross Distribution	Distribution and Stockholder Servicing Fee	Net Distribution
Class T Shares	\$ 0.052	\$ 0.009	\$ 0.043
Class S Shares	\$ 0.052	\$ 0.007	\$ 0.045
Class D Shares	\$ 0.052	\$ 0.002	\$ 0.050
Class I Shares	\$ 0.052	—	\$ 0.052
Class AX Shares	\$ 0.052	—	\$ 0.052
Class TX Shares	\$ 0.052	\$ 0.009	\$ 0.043
Class IX Shares	\$ 0.052	\$ 0.002	\$ 0.050

The net distributions for each class of shares of our common stock (which represents the gross distributions less the distribution and stockholder servicing fee for each applicable class of shares of common stock) will be payable to stockholders of record as of the last business day of November 2021, and will be paid on the first business day of December 2021. These distributions will be paid in cash or reinvested in shares of our common stock for stockholders participating in our distribution reinvestment plan. Distributions reinvested pursuant to our distribution reinvestment plan will be reinvested in shares of the same class of shares as the shares on which the distributions are being made. Some or all of the cash distributions may be paid from sources other than cash flows from operations.

E. Update to Experts

The following updates the “Experts” disclosure on page 180 of the Prospectus:

The statements included in this Supplement under Section C, “October 31, 2021 NAV Per Share,” relating to the role of Altus as the independent valuation advisor, have been reviewed by Altus and are included in this Supplement given the authority of Altus as an expert in real estate valuations.

HINES GLOBAL INCOME TRUST, INC.
SUPPLEMENT NO. 7, DATED OCTOBER 15, 2021
TO THE PROSPECTUS, DATED JUNE 2, 2021

This prospectus supplement (this “Supplement”) is part of and should be read in conjunction with the prospectus of Hines Global Income Trust, Inc., dated June 2, 2021 (the “Prospectus”), as supplemented by Supplement No. 1, dated June 16, 2021, Supplement No. 2, dated July 16, 2021, Supplement No. 3, dated August 17, 2021, Supplement No. 4, dated August 18, 2021, Supplement No. 5, dated August 26, 2021 and Supplement No. 6, dated September 16, 2021. Unless otherwise defined herein, capitalized terms used in this Supplement shall have the same meanings as in the Prospectus.

The purposes of this Supplement are as follows:

- A. to provide an update on the status of our current public offering;
- B. to update the offering price and transaction price for each class of our common stock for subscriptions to be accepted as of November 1, 2021;
- C. to disclose the calculation of our September 30, 2021 net asset value (“NAV”) per share, as determined in accordance with our valuation procedures, for each of our share classes;
- D. to provide an update regarding distributions declared;
- E. to provide an update to the “Plan of Distribution” section of the Prospectus; and
- F. to update disclosure in the “Experts” section of the Prospectus.

A. Status of Our Offerings

We launched our third public offering on June 2, 2021 which had its first monthly closing on July 1, 2021. Our second public offering was terminated immediately prior to the commencement of our third public offering on June 2, 2021. As of October 15, 2021, we have received gross proceeds of approximately \$175.8 million from the sale of 17.0 million shares of our common stock through our current public offering, including proceeds from our distribution reinvestment plan. As of October 15, 2021, approximately \$1.83 billion of our common shares remained available for sale pursuant to our current public offering in any combination of Class T Shares, Class S Shares, Class D Shares, and Class I Shares, exclusive of approximately \$490.5 million of shares available under our distribution reinvestment plan.

B. November 1, 2021 Offering Price and Transaction Price

The transaction price for each share class of our common stock for subscriptions to be accepted as of November 1, 2021 (and repurchases as of October 31, 2021) is as follows:

	Offering Price⁽¹⁾		Transaction Price⁽¹⁾	
	(per share)		(per share)	
Class T	\$	10.69	\$	10.32
Class S	\$	10.69	\$	10.32
Class D	\$	10.32	\$	10.32
Class I	\$	10.32	\$	10.32

(1) Prices presented are rounded to the nearest cent. Actual transactions are based on prices rounded to four decimals.

The transaction price for each of our share classes is equal to such class’s NAV per share as of September 30, 2021. The NAV per share as of September 30, 2021 is the same for each of our share classes. A calculation of the NAV per share is set forth below. The purchase price of our common stock for each share class equals the transaction price of such class, plus applicable upfront selling commissions and dealer manager fees.

C. September 30, 2021 NAV Per Share

Our board of directors has appointed a valuation committee comprised of independent directors, which we refer to herein as the valuation committee, to be responsible for the oversight of the valuation process. The valuation committee has adopted a valuation policy, as approved by our board of directors, and as amended from time to time, that contains a comprehensive set of methodologies to be used in connection with the calculation of our NAV. Our most recent NAV per share for each share class, which is updated as of the last calendar day of each month, is posted on our website at hinesglobalincometrust.com and is also available on our toll-free information line at (888) 220-6121. Please see "Valuation Policy and Procedures" in our Prospectus for a more detailed description of our valuation procedures, including important disclosure regarding interim real property valuations provided by our Advisor and reviewed by Altus Group U.S. Inc., or Altus, the independent valuation advisor we have engaged to prepare appraisal reviews and carry out a review of the calculation of the NAV for the Company. All parties engaged by us in the calculation of our NAV, including our Advisor, are subject to the oversight of our valuation committee. Generally, all of our real properties are appraised once each calendar year by third party appraisal firms in accordance with our valuation guidelines and such appraisals are reviewed by Altus. Altus reviewed the calculation of the new NAV per share of our common stock as of September 30, 2021, as set forth, and concurred with the calculation of the new NAV per share. Throughout the Prospectus, all references to Altus as the "independent valuation firm" are hereby superseded and replaced with "independent valuation advisor."

The table below sets forth the calculation of our NAV per share of each class of shares of our common stock as of September 30, 2021 and August 31, 2021 (the NAV per share is the same for each class of shares of our common stock):

	September 30, 2021		August 31, 2021	
	Gross Amount (in thousands)	Per Share	Gross Amount (in thousands)	Per Share
Real estate investments	\$ 2,341,233	\$ 17.09	\$ 2,330,588	\$ 17.61
Other assets	170,127	1.24	178,026	1.35
Debt and other liabilities	(1,096,814)	(8.01)	(1,150,942)	(8.70)
NAV	\$ 1,414,546	\$ 10.32	\$ 1,357,672	\$ 10.26
Shares outstanding	137,004		132,347	

As previously disclosed, the Coronavirus (COVID-19) pandemic has adversely impact global commercial activity. Although the outlook is improving in many areas of the world, included the United States, the United Kingdom and Europe, considerable uncertainty still surrounds the long term impact the pandemic will have on commercial real estate markets and future performance and value of our investments. Investments in real properties and real estate-related securities have been impacted by the pandemic and in some cases significantly. For example, our portfolio has two retail properties that represent approximately 16% of our portfolio, based on the estimated value of our real estate investments as of June 30, 2021. We agreed to grant \$3.8 million of rent relief to our retail tenants during the year ended December 31, 2020, as a result of their lost revenues resulting from the Coronavirus pandemic at these properties. Such rent relief consisted of rental payments that were forgiven or reduced due to the conversion of fixed rental payments to rental payments based on a percentage of the tenant's revenues as well as rent payments that were deferred to future periods. We have not granted significant additional rent relief during the six months ended June 30, 2021. While rent collections were adversely affected in the early months of the pandemic, consumer traffic at these properties has recovered to near pre-pandemic levels in recent months. During the six months ended June 30, 2021, rent collections had recovered to 99% of billed rent, which includes the collection of certain 2020 rent payments that were deferred to 2021.

Additionally, we refunded \$2.2 million in rent to students across our international student housing portfolio during the year ended December 31, 2020 and \$0.7 million for the six months ended June 30, 2021 as a result of temporary university closures. On-campus learning has resumed for the fall semester of the 2021/2022 school year.

Values of our retail and student housing properties have also been adversely impacted by the pandemic. While it is difficult to predict the potential long-term impacts the pandemic may have on our business, we have invested in well leased, high-quality assets using modest leverage in markets positioned for value retention and resiliency and we believe our globally diversified fund is well-situated to weather this challenge.

Our consolidated balance sheet as of September 30, 2021 includes a liability of \$31.7 million related to distribution and stockholder servicing fees payable to Hines Securities, Inc. (the "Dealer Manager") in future periods with respect to shares of its common stock. The NAV per share as of September 30, 2021 does not include any liability for distribution and

stockholder servicing fees that may become payable after September 30, 2021, since these fees may not ultimately be paid in certain circumstances, including if Hines Global was liquidated or if there was a listing of our common stock.

The valuations of our real properties as of September 30, 2021 were reviewed by Altus in accordance with our valuation procedures. Certain key assumptions that were used in the discounted cash flow analysis, which were determined by our Advisor and reviewed by Altus, are set forth in the following table based on weighted-averages by property type. However, the table below excludes assumptions related to properties acquired in the past 12 months since the acquisition cost of these properties will serve as their value for a period of up to one year following their acquisition, in accordance with our valuation policy.

	Office	Industrial	Retail	Residential/ Living	Weighted- Average Basis
Capitalization rate	6.50%	5.56%	6.76%	5.31%	5.80%
Discount rate / internal rate of return (“IRR”)	7.83%	5.90%	7.51%	5.89%	6.29%
Average holding period (years)	7.0	9.7	10.0	10.0	9.6

A change in the rates used would impact the calculation of the value of our real properties. For example, assuming all other factors remain constant, the changes listed below would result in the following effects on the value of our real properties:

Input	Hypothetical Change	Office	Industrial	Retail	Residential /Living	Weighted- Average Values
Capitalization rate (weighted-average)	0.25% decrease	3.36%	3.44%	2.31%	2.84%	3.11%
	0.25% increase	(3.05)%	(3.09)%	(2.14)%	(3.16)%	(2.94)%
Discount rate (weighted-average)	0.25% decrease	1.57%	2.01%	1.94%	2.35%	2.07%
	0.25% increase	(1.48)%	(1.93)%	(1.89)%	(4.29)%	(2.61)%

D. Distributions Declared

With the authorization of our board of directors, we declared monthly distributions for the month of October 2021 for each class of our common stock at the following rates (as rounded to the nearest three decimal places):

October 2021	Distribution and Stockholder Servicing Fee		Net Distribution
	Gross Distribution		
Class T Shares	\$ 0.052	\$ 0.008	\$ 0.044
Class S Shares	\$ 0.052	\$ 0.007	\$ 0.045
Class D Shares	\$ 0.052	\$ 0.002	\$ 0.050
Class I Shares	\$ 0.052	\$ —	\$ 0.052
Class AX Shares	\$ 0.052	\$ —	\$ 0.052
Class TX Shares	\$ 0.052	\$ 0.008	\$ 0.044
Class IX Shares	\$ 0.052	\$ 0.002	\$ 0.050

The net distributions for each class of shares of our common stock (which represents the gross distributions less the distribution and stockholder servicing fee for each applicable class of shares of common stock) will be payable to stockholders of record as of the last business day of October 2021, and will be paid on the first business day of November 2021. These distributions will be paid in cash or reinvested in shares of our common stock for stockholders participating in our distribution reinvestment plan. Distributions reinvested pursuant to our distribution reinvestment plan will be reinvested in shares of the same class of shares as the shares on which the distributions are being made. Some or all of the cash distributions may be paid from sources other than cash flows from operations.

E. Update to Plan of Distribution

The following updates and replaces the first paragraph of the subsection titled, “Underwriting Terms—Front-End Selling Commissions, Dealer Manager Fees and Discounts (Class T Shares and Class S Shares)” on page 148 of the Prospectus:

Except as provided below, we will pay our Dealer Manager upfront selling commissions and dealer manager fees in an aggregate amount of up to 3.5% of gross offering proceeds from Class T shares sold in the primary offering and we will pay our Dealer Manager selling commissions of up to 3.5% of gross offering proceeds from Class S shares sold in the primary offering. Our Dealer Manager will receive the dealer manager fee with respect to Class T shares as compensation for managing and coordinating the offering, working with participating broker dealers and registered investment advisors and providing sales and marketing assistance. Our Dealer Manager may reallocate all or a portion of the upfront selling commissions and dealer manager fees paid with respect to Class T shares to participating broker dealers. In addition, our Dealer Manager may reallocate all or a portion of the upfront selling commissions paid with respect to Class S shares to participating broker dealers. Our Dealer Manager may retain upfront selling commissions equal to up to 1.5% of gross offering proceeds from Class S shares sold in the primary offering and use that retained amount to pay cost reimbursement fees to certain participating broker dealers. We will not pay selling commissions on Class D shares and Class I shares sold in the primary offering or on shares issued and sold pursuant to our distribution reinvestment plan. In addition, we will not pay dealer manager fees with respect to Class S shares, Class D shares and Class I shares sold in the primary offering or on shares issued and sold pursuant to our distribution reinvestment plan. Further, as described below, the upfront selling commissions payable with respect to our common shares may be reduced in connection with volume discounts or other fee arrangements.

F. Update to Experts

The following updates the “Experts” disclosure on page 180 of the Prospectus:

The statements included in this Supplement under Section C, “September 30, 2021 NAV Per Share,” relating to the role of Altus as the independent valuation advisor, have been reviewed by Altus and are included in this Supplement given the authority of Altus as an expert in real estate valuations.

HINES GLOBAL INCOME TRUST, INC.
SUPPLEMENT NO. 6, DATED SEPTEMBER 16, 2021
TO THE PROSPECTUS, DATED JUNE 2, 2021

This prospectus supplement (this “Supplement”) is part of and should be read in conjunction with the prospectus of Hines Global Income Trust, Inc., dated June 2, 2021 (the “Prospectus”), as supplemented by Supplement No. 1, dated June 16, 2021, Supplement No. 2, dated July 16, 2021, Supplement No. 3, dated August 17, 2021, Supplement No. 4, dated August 18, 2021 and Supplement No. 5, dated August 26, 2021. Unless otherwise defined herein, capitalized terms used in this Supplement shall have the same meanings as in the Prospectus.

The purposes of this Supplement are as follows:

- A. to provide an update on the status of our current public offering;
- B. to update the offering price and transaction price for each class of our common stock for subscriptions to be accepted as of October 1, 2021;
- C. to disclose the calculation of our August 31, 2021 net asset value (“NAV”) per share, as determined in accordance with our valuation procedures, for each of our share classes;
- D. to provide an update regarding distributions declared; and
- E. to update disclosure in the “Experts” section of the Prospectus.

A. Status of Our Offerings

We launched our third public offering on June 2, 2021 which had its first monthly closing on July 1, 2021. Our second public offering was terminated immediately prior to the commencement of our third public offering on June 2, 2021. As of September 16, 2021, we have received gross proceeds of approximately \$128.8 million from the sale of 12.5 million shares of our common stock through our current public offering, including proceeds from our distribution reinvestment plan. As of September 16, 2021, approximately \$1.88 billion of our common shares remained available for sale pursuant to our current public offering in any combination of Class T Shares, Class S Shares, Class D Shares, and Class I Shares, exclusive of approximately \$493.1 million of shares available under our distribution reinvestment plan.

B. October 1, 2021 Offering Price and Transaction Price

The transaction price for each share class of our common stock for subscriptions to be accepted as of October 1, 2021 (and repurchases as of September 30, 2021) is as follows:

	Offering Price (per share)	Transaction Price (per share)
Class T	\$ 10.63	\$ 10.26
Class S	\$ 10.63	\$ 10.26
Class D	\$ 10.26	\$ 10.26
Class I	\$ 10.26	\$ 10.26

The transaction price for each of our share classes is equal to such class’s NAV per share as of August 31, 2021. The NAV per share as of August 31, 2021 is the same for each of our share classes. A calculation of the NAV per share is set forth below. The purchase price of our common stock for each share class equals the transaction price of such class, plus applicable upfront selling commissions and dealer manager fees.

C. August 31, 2021 NAV Per Share

Our board of directors has appointed a valuation committee comprised of independent directors, which we refer to herein as the valuation committee, to be responsible for the oversight of the valuation process. The valuation committee has adopted a valuation policy, as approved by our board of directors, and as amended from time to time, that contains a comprehensive set of methodologies to be used in connection with the calculation of our NAV. Our most recent NAV per share for each share class, which is updated as of the last calendar day of each month, is posted on our website at hinesglobalincometrust.com and is also available on our toll-free information line at (888) 220-6121. Please see Section G of this Supplement for a more detailed description of our valuation procedures, including important disclosure regarding interim real property valuations provided by our Advisor and reviewed by Altus Group U.S. Inc., or Altus, the independent valuation advisor we have engaged to prepare appraisal reviews and carry out a review of the calculation of the NAV for the Company. All parties engaged by us in the calculation of our NAV, including our Advisor, are subject to the oversight of our valuation committee. Generally, all of our real properties are appraised once each calendar year by third party appraisal firms in accordance with our valuation guidelines and such appraisals are reviewed by Altus. Altus reviewed the calculation of the new NAV per share of our common stock as of August 31, 2021, as set forth, and concurred with the calculation of the new NAV per share. Throughout the Prospectus, all references to Altus as the "independent valuation firm" are hereby superseded and replaced with "independent valuation advisor."

The table below sets forth the calculation of our NAV per share of each class of shares of our common stock as of August 31, 2021 and July 31, 2021 (the NAV per share is the same for each class of shares of our common stock):

	August 31, 2021		July 31, 2021	
	Gross Amount (in thousands)	Per Share	Gross Amount (in thousands)	Per Share
Real estate investments	\$ 2,330,588	\$ 17.61	\$ 2,329,069	\$ 18.22
Other assets	178,026	1.35	164,408	1.29
Debt and other liabilities	(1,150,942)	(8.70)	(1,183,770)	(9.26)
NAV	\$ 1,357,672	\$ 10.26	\$ 1,309,707	\$ 10.25
Shares outstanding	132,347		127,818	

As previously disclosed, the Coronavirus (COVID-19) pandemic has adversely impact global commercial activity. Although the outlook is improving in many areas of the world, included the United States, the United Kingdom and Europe, considerable uncertainty still surrounds the long term impact the pandemic will have on commercial real estate markets and future performance and value of our investments. Investments in real properties and real estate-related securities have been impacted by the pandemic and in some cases significantly. For example, our portfolio has two retail properties that represent approximately 16% of our portfolio, based on the estimated value of our real estate investments as of June 30, 2021. We agreed to grant \$3.8 million of rent relief to our retail tenants during the year ended December 31, 2020, as a result of their lost revenues resulting from the Coronavirus pandemic at these properties. Such rent relief consisted of rental payments that were forgiven or reduced due to the conversion of fixed rental payments to rental payments based on a percentage of the tenant's revenues as well as rent payments that were deferred to future periods. We have not granted significant additional rent relief during the six months ended June 30, 2021. While rent collections were adversely affected in the early months of the pandemic, consumer traffic at these properties has recovered to near pre-pandemic levels in recent months. During the six months ended June 30, 2021, rent collections had recovered to 99% of billed rent, which includes the collection of certain 2020 rent payments that were deferred to 2021.

Additionally, we refunded \$2.2 million in rent to students across our international student housing portfolio during the year ended December 31, 2020 and \$0.7 million for the six months ended June 30, 2021 as a result of temporary university closures. We expect on-campus learning to resume at the start of the 2021/2022 school year, but it is difficult to predict whether additional closures may occur.

Values of our retail and student housing properties have also been adversely impacted by the pandemic. While it is difficult to predict the potential long-term impacts the pandemic may have on our business, we have invested in well leased, high-quality assets using modest leverage in markets positioned for value retention and resiliency and we believe our globally diversified fund is well-situated to weather this challenge.

Our consolidated balance sheet as of August 31, 2021 includes a liability of \$30.7 million related to distribution and stockholder servicing fees payable to Hines Securities, Inc. (the "Dealer Manager") in future periods with respect to shares of its common stock. The NAV per share as of August 31, 2021 does not include any liability for distribution and stockholder

servicing fees that may become payable after August 31, 2021, since these fees may not ultimately be paid in certain circumstances, including if Hines Global was liquidated or if there was a listing of our common stock.

The valuations of our real properties as of August 31, 2021 were reviewed by Altus in accordance with our valuation procedures. Certain key assumptions that were used in the discounted cash flow analysis, which were determined by our Advisor and reviewed by Altus, are set forth in the following table based on weighted-averages by property type. However, the table below excludes assumptions related to properties acquired in the past 12 months since the acquisition cost of these properties will serve as their value for a period of up to one year following their acquisition, in accordance with our valuation policy.

	Office	Industrial	Retail	Residential/ Living	Weighted- Average Basis
Capitalization rate	6.50%	5.56%	6.76%	5.36%	5.75%
Discount rate / internal rate of return (“IRR”)	7.86%	6.01%	7.43%	6.18%	6.42%
Average holding period (years)	7.0	9.7	10.0	10.0	9.6

A change in the rates used would impact the calculation of the value of our real properties. For example, assuming all other factors remain constant, the changes listed below would result in the following effects on the value of our real properties:

Input	Hypothetical Change	Office	Industrial	Retail	Residential /Living	Weighted- Average Values
Capitalization rate (weighted-average)	0.25% decrease	3.32%	3.41%	2.32%	2.72%	3.03%
	0.25% increase	(3.08)%	(3.11)%	(2.16)%	(3.45)%	(3.07)%
Discount rate (weighted-average)	0.25% decrease	1.54%	1.99%	1.95%	1.24%	1.72%
	0.25% increase	(1.52)%	(1.94)%	(1.90)%	(2.77)%	(2.16)%

D. Distributions Declared

With the authorization of our board of directors, we declared monthly distributions for the month of September 2021 for each class of our common stock at the following rates (as rounded to the nearest three decimal places):

September 2021	Gross Distribution		Distribution and Stockholder Servicing Fee		Net Distribution	
Class T Shares	\$	0.052	\$	0.008	\$	0.044
Class S Shares	\$	0.052	\$	0.007	\$	0.045
Class D Shares	\$	0.052	\$	0.002	\$	0.050
Class I Shares	\$	0.052	\$	—	\$	0.052
Class AX Shares	\$	0.052	\$	—	\$	0.052
Class TX Shares	\$	0.052	\$	0.008	\$	0.044
Class IX Shares	\$	0.052	\$	0.002	\$	0.050

The net distributions for each class of shares of our common stock (which represents the gross distributions less the distribution and stockholder servicing fee for each applicable class of shares of common stock) will be payable to stockholders of record as of the last business day of September 2021, and will be paid on the first business day of October 2021. These distributions will be paid in cash or reinvested in shares of our common stock for stockholders participating in our distribution reinvestment plan. Distributions reinvested pursuant to our distribution reinvestment plan will be reinvested in shares of the same class of shares as the shares on which the distributions are being made. Some or all of the cash distributions may be paid from sources other than cash flows from operations.

E. Update to Experts

The following updates the “Experts” disclosure on page 180 of the Prospectus:

The statements included in this Supplement under Section C, “August 31, 2021 NAV Per Share,” relating to the role of Altus as the independent valuation advisor, have been reviewed by Altus and are included in this Supplement given the authority of Altus as an expert in real estate valuations.

**HINES GLOBAL INCOME TRUST, INC.
SUPPLEMENT NO. 5, DATED AUGUST 26, 2021
TO THE PROSPECTUS, DATED JUNE 2, 2021**

This prospectus supplement (this “Supplement”) is part of and should be read in conjunction with the prospectus of Hines Global Income Trust, Inc., dated June 2, 2021 (the “Prospectus”), as supplemented by Supplement No. 1, dated June 16, 2021, Supplement No. 2, dated July 16, 2021, Supplement No. 3, dated August 17, 2021 and Supplement No. 4, dated August 18, 2021. Unless otherwise defined herein, capitalized terms used in this Supplement shall have the same meanings as in the Prospectus.

The purposes of this Supplement are as follows:

- A. to provide an update regarding the underwriting compensation payable with respect to our Class S shares; and
- B. to provide an update to the Plan of Distribution.

A. Class S shares

On August 20, 2021, we and the Dealer Manager entered into an amended and restated Dealer Manager Agreement to reduce the rate at which the distribution and stockholder servicing fee payable on Class S shares will be paid from 1.0% per annum of the aggregate NAV of Class S shares to 0.85% per annum of the aggregate NAV of Class S shares. As of the date of this Supplement, no Class S shares are issued and outstanding. The description of the annual rate at which the distribution and stockholder servicing fee on Class S shares will be paid throughout the Prospectus, including on the Prospectus cover page and in the sections of the Prospectus titled, “Prospectus Summary—Management Compensation,” “Estimated Use of Proceeds,” “Management Compensation,” “Description of Capital Stock—Common Shares—Class S Shares” and “Plan of Distribution” is hereby updated to reflect the reduction described above.

The terms of the amended and restated Dealer Manager Agreement are otherwise substantially the same as the terms of the prior Dealer Manager Agreement, with the exception that the Advisor is no longer a party to the agreement. All references to the Dealer Manager Agreement in the Prospectus are hereby updated to mean the amended and restated Dealer Manager Agreement.

B. Plan of Distribution

The following updates and replaces the subsections titled, “Distribution and Stockholder Servicing Fees (Class T Shares, Class S Shares and Class D Shares)” and “Other Compensation” on pages 149 through 151 of the Prospectus:

Distribution and Stockholder Servicing Fees (Class T Shares, Class S Shares and Class D Shares)

Subject to FINRA limitations on underwriting compensation and certain other limitations described below, we will pay our Dealer Manager a distribution and stockholder servicing fee (i) with respect to our outstanding Class T shares in an amount equal to up to 1.0% per annum of the aggregate NAV of our outstanding Class T shares, (ii) with respect to our Class S shares, in an amount equal to up to 0.85% per annum of the aggregate NAV of our outstanding Class S shares, and (ii) with respect to our outstanding Class D shares, in an amount equal to up to 0.25% per annum of the aggregate NAV of our outstanding Class D shares. We will not pay a distribution and stockholder servicing fee with respect to our outstanding Class I shares.

Our Dealer Manager may reallocate or advance all or a portion of the distribution and stockholder servicing fees to participating broker dealers or to servicing broker dealers, as applicable. In addition, our Dealer Manager expects to pay marketing fees to certain participating broker dealers out of the portion of the selling commissions, dealer manager fees or distribution and stockholder servicing fees that the Dealer Manager does not reallocate to participating broker dealers and servicing broker dealers. The marketing fees may be paid to any particular participating broker dealer based upon prior or expected volume of sales and the amount of marketing assistance and the level of marketing support provided by a participating broker dealer in the past and anticipated to be provided in this offering.

The following table shows the distribution and stockholder servicing fees we will pay our Dealer Manager with respect to the Class T shares, Class S shares, Class D shares and Class I shares on an annualized basis as a percentage of our NAV for such class. The distribution and stockholder servicing fees will be paid monthly in arrears:

Distribution and Stockholder Servicing Fee as a % of NAV	
Class T shares	1.00 %
Class S shares	0.85 %
Class D shares	0.25 %
Class I shares	None

We will cease paying the distribution and stockholder servicing fee with respect to any Class T share, Class S share or Class D share at the end of the month in which the transfer agent, on our behalf, determines that total upfront selling commissions, dealer manager fees and the distribution and stockholder servicing fees paid with respect to the Class T shares, Class S shares or Class D shares, as applicable, held by a stockholder in his or her particular account would exceed 8.75% (or, in the case of shares sold through certain participating broker dealers, a lower limit as set forth in any applicable agreement between our Dealer Manager and a participating broker dealer at the time such shares were issued) of the gross proceeds from the sale of Class T shares, Class S shares or Class D shares, as applicable (including the gross proceeds of any shares issued under our distribution reinvestment plan with respect thereto). At the end of such month, each such Class T share, Class S share or Class D share (and any shares issued under our distribution reinvestment plan with respect thereto) will convert into a number of Class I shares (including any fractional shares) with an equivalent aggregate NAV as such share. Although we cannot predict the length of time over which the distribution and stockholder servicing fee will be paid due to potential changes in the NAV of our shares, this fee would be paid with respect to a Class T share or Class S share (in the case of a limit of 8.75% of gross proceeds) over a period of approximately 5.4 years and 6.4 years, respectively, from the date of purchase and with respect to a Class D share (in the case of a limit of 8.75% of gross proceeds) over a period of approximately 35 years from the date of purchase, assuming payment of the full upfront selling commissions and dealer manager fees and a constant NAV per share of \$10.25, which is our NAV per share as of July 31, 2021. We expect our NAV per share will vary. Under these assumptions, if a stockholder holds his or her shares for these time periods, this fee with respect to a Class T share or Class S share would total approximately \$0.56 per share and with respect to a Class D share would total approximately \$0.90 per share.

In addition, we will cease paying the distribution and stockholder servicing fees with respect to Class T shares, Class S shares and Class D shares on the earlier to occur of the following: (i) a listing of our common shares, (ii) our merger or consolidation with or into another entity, or the sale or other disposition of all or substantially all of our assets or (iii) following the completion of the primary portion of this offering, the end of the month in which our Dealer Manager determines that, in the aggregate, underwriting compensation from all sources in connection with this offering, including upfront selling commissions, dealer manager fees, distribution and stockholder servicing fees and other underwriting compensation, is equal to 10% of the gross proceeds from our primary offering. Upon the earlier to occur of such events, our Class T shares, Class S shares and Class D shares will convert into a number of Class I shares (including any fractional shares) with an equivalent NAV as such shares. We will further cease paying the distribution and stockholder servicing fee on any Class T share, Class S share or Class D share that is redeemed or repurchased, as well as upon our dissolution, liquidation or the winding up of our affairs, or a merger or other extraordinary transaction to which we are a party and in which the Class T shares, Class S shares or Class D shares, each as a class, are exchanged for cash or other securities. We cannot predict if or when this will occur for each Class T shares, Class S shares or Class D shares.

If a stockholder's account includes Class T shares, Class S shares or Class D shares and the stockholder makes a subsequent purchase of Class T shares, Class S shares or Class D shares, as applicable, the total underwriting compensation limit will be based on the total number of Class T shares, Class S shares or Class D shares, as applicable, in the account, such that the conversion of the Class T shares, Class S shares or Class D shares, as applicable, from the initial purchase will be delayed and the accrual of the distribution and stockholder servicing fees and the conversion of the Class T shares, Class S shares or Class D shares, as applicable, with respect to the subsequent purchase will happen on a more accelerated basis than would have been the case if the stockholder had made the subsequent purchase in a separate account. Stockholders may elect to make subsequent purchases in a separate account. Purchasing additional shares in the same account will not increase the amount of the distribution and stockholder servicing fees paid with respect to a stockholder's shares, but will only affect the timing of such payments.

The aggregate amount of underwriting compensation for the Class T shares, Class S shares, Class D shares and Class I shares, from all sources in connection with this offering, including the distribution and stockholder servicing fees with respect to Class T shares, Class S and Class D shares, will not exceed the 10% cap on underwriting compensation imposed by FINRA Rule 2310.

Other Compensation

We will incur, or reimburse our Advisor for our cumulative organization and offering expenses incurred by our Advisor and its affiliates in connection with our public offerings and our organization, in an amount equal to up to 2.5% of gross offering proceeds from our public offerings and our Advisor or its affiliates will be responsible for any organization and offering expenses in excess of this cap. In addition, our Advisor advanced all of our organization and offering expenses on our behalf through December 31, 2018. We will reimburse our Advisor for all such advanced expenses, as well as any organization and offering expenses incurred in prior periods related to our initial public offering, ratably over the 60 months following December 31, 2018, to the extent reimbursements to our Advisor for cumulative organization and offering expenses do not exceed an amount equal to 2.5% of gross offering proceeds from our public offerings.

Following December 31, 2018, we began reimbursing our Advisor for any organization and offering expenses that it incurs on our behalf as and when incurred, to the extent that aggregate reimbursements to our Advisor for cumulative organization and offering expenses do not exceed an amount equal to 2.5% of gross offering proceeds from our public offerings. Although the cap on reimbursements to our Advisor and its affiliates for cumulative organization and offering expenses is equal to 2.5% of gross offering proceeds from our public offerings, we estimate that the total reimbursement that will be paid to our Advisor and its affiliates from the proceeds of this offering for organization and offering expenses incurred will be equal to approximately 1.17% of the maximum gross offering proceeds from the primary offering.

Included in the organization and offering expenses for which we will reimburse our Advisor are amounts that our Advisor will use to reimburse our Dealer Manager for underwriting expenses in connection with the offering. Such underwriting expenses of our Dealer Manager may include, without limitation, fees paid by registered representatives associated with our Dealer Manager to attend retail seminars sponsored by participating broker dealers, costs associated with sponsoring conferences, including reimbursements for registered representatives associated with participating broker dealers to attend educational conferences sponsored by us or our Dealer Manager, reimbursements for customary lodging, meals and reasonable entertainment expenses and promotional items, technology costs and legal fees of our Dealer Manager. Any such underwriting expenses must comply with FINRA Rules, including FINRA Rules concerning non-cash compensation.

Other than the fees described above, we may not pay referral or similar fees to any professional or other person in connection with the distribution of the shares in this offering.

We have agreed to indemnify participating broker dealers, registered investment advisors, our Dealer Manager and our Advisor against material misstatements and omissions contained in this prospectus, as well as other potential liabilities arising in connection with this offering, including liabilities arising under the Securities Act, subject to certain conditions. Our Dealer Manager will also indemnify participating broker dealers and registered investment advisors against such liabilities, and under certain circumstances, our sponsor and/or our Advisor may agree to indemnify participating broker dealers and registered investment advisors against such liabilities.

HINES GLOBAL INCOME TRUST, INC.
SUPPLEMENT NO. 4, DATED AUGUST 18, 2021
TO THE PROSPECTUS, DATED JUNE 2, 2021

This prospectus supplement (this “Supplement”) is part of and should be read in conjunction with the prospectus of Hines Global Income Trust, Inc., dated June 2, 2021 (the “Prospectus”), as supplemented by Supplement No. 1, dated June 16, 2021, Supplement No. 2, dated July 16, 2021 and Supplement No. 3, dated August 17, 2021. Unless otherwise defined herein, capitalized terms used in this Supplement shall have the same meanings as in the Prospectus.

The purpose of this Supplement is to include our Quarterly Report on Form 10-Q for the quarter ended June 30, 2021, as filed with the Securities and Exchange Commission on August 16, 2021. The report (without exhibits) is attached to this Supplement.

UNITED STATES SECURITIES AND EXCHANGE COMMISSION
Washington, D.C. 20549

FORM 10-Q

(Mark One)

☒ **QUARTERLY REPORT PURSUANT TO SECTION 13 OR 15(d) OF THE SECURITIES EXCHANGE ACT OF 1934**

For the quarterly period ended June 30, 2021
or

☐ **TRANSITION REPORT PURSUANT TO SECTION 13 OR 15(d) OF THE SECURITIES EXCHANGE ACT OF 1934**

For the transition period from to

Commission file number: 000-55599

Hines Global Income Trust, Inc.

(Exact name of registrant as specified in its charter)

Maryland

(State or other jurisdiction of incorporation or organization)

80-0947092

(I.R.S. Employer Identification No.)

2800 Post Oak Boulevard

Suite 5000

Houston Texas

(Address of principal executive offices)

77056-6118

(Zip code)

(888) 220-6121

(Registrant's telephone number, including area code)

Securities registered pursuant to Section 12(b) of the Exchange Act: None.

Indicate by check mark whether the registrant (1) has filed all reports required to be filed by Section 13 or 15(d) of the Securities Exchange Act of 1934 during the preceding 12 months (or for such shorter period that the registrant was required to file such reports), and (2) has been subject to such filing requirements for the past 90 days. Yes ☒ No ☐

Indicate by check mark whether the registrant has submitted electronically every Interactive Data File required to be submitted pursuant to Rule 405 of Regulation S-T (§232.405 of this chapter) during the preceding 12 months (or for such shorter period that the registrant was required to submit such files). Yes ☒ No ☐

Indicate by check mark whether the registrant is a large accelerated filer, an accelerated filer, a non-accelerated filer, smaller reporting company, or an emerging growth company. See the definitions of "large accelerated filer," "accelerated filer," "smaller reporting company," and "emerging growth company" in Rule 12b-2 of the Exchange Act.

Large accelerated filer ☐

Accelerated filer ☐

Non-accelerated filer ☒

Smaller reporting company ☐

Emerging growth company ☐

If an emerging growth company, indicate by check mark if the registrant has elected not to use the extended transition period for complying with any new or revised financial accounting standards provided pursuant to Section 13 (a) of the Exchange Act. ☐

Indicate by check mark whether the registrant is a shell company (as defined in Rule 12b-2 of the Exchange Act). Yes ☐ No ☒

As of August 1, 2021, approximately 25.4 million shares of the registrant's Class AX common stock, 11.9 million shares of the registrant's Class TX common stock, 0.1 million shares of the registrant's Class IX common stock, 48.5 million shares of the registrant's Class T common stock, 15.1 million shares of the registrant's Class D common stock and 31.3 million shares of the registrant's Class I common stock were outstanding.

TABLE OF CONTENTS

PART I – FINANCIAL INFORMATION

Item 1.	Condensed Consolidated Financial Statements (Unaudited):	
	Condensed Consolidated Balance Sheets	1
	Condensed Consolidated Statements of Operations and Comprehensive Income (Loss)	2
	Condensed Consolidated Statements of Equity	3
	Condensed Consolidated Statements of Cash Flows	4
	Notes to the Condensed Consolidated Financial Statements	5
Item 2.	Management’s Discussion and Analysis of Financial Condition and Results of Operations	24
Item 3.	Quantitative and Qualitative Disclosures About Market Risk	50
Item 4.	Controls and Procedures	50

PART II – OTHER INFORMATION

Item 1.	Legal Proceedings	52
Item 1A.	Risk Factors	52
Item 2.	Unregistered Sales of Equity Securities and Use of Proceeds	54
Item 3.	Defaults Upon Senior Securities	55
Item 4.	Mine Safety Disclosures	55
Item 5.	Other Information	56
Item 6.	Exhibits	57

PART I - FINANCIAL INFORMATION
Item 1. Condensed Consolidated Financial Statements

HINES GLOBAL INCOME TRUST, INC.
CONDENSED CONSOLIDATED BALANCE SHEETS
(UNAUDITED)

	June 30, 2021	December 31, 2020
	(in thousands, except per share amounts)	
ASSETS		
Investment property, net	\$ 1,880,960	\$ 1,558,060
Investments in real estate-related securities	65,146	51,137
Cash and cash equivalents	65,399	55,998
Restricted cash	15,803	21,565
Derivative instruments	240	286
Tenant and other receivables, net	20,625	16,644
Intangible lease assets, net	218,367	121,830
Right-of-use asset, net	4,284	4,367
Deferred leasing costs, net	33,508	17,471
Deferred financing costs, net	843	1,372
Other assets	15,723	14,687
Total assets	\$ 2,320,898	\$ 1,863,417
LIABILITIES AND EQUITY		
Liabilities:		
Accounts payable and accrued expenses	\$ 51,389	\$ 35,549
Due to affiliates	40,088	39,295
Intangible lease liabilities, net	39,428	21,393
Operating lease liability	1,578	1,598
Other liabilities	20,932	17,637
Derivative instruments	—	22
Distributions payable	5,971	4,909
Notes payable, net	1,143,947	880,796
Total liabilities	1,303,333	1,001,199
Commitments and contingencies (Note 11)	—	—
Equity:		
Stockholders' equity:		
Preferred shares, \$0.001 par value per share; 500,000 preferred shares authorized, none issued or outstanding as of June 30, 2021 and December 31, 2020	—	—
Common shares, \$0.001 par value per share (Note 6)	125	104
Additional paid-in capital	1,147,965	938,736
Accumulated distributions in excess of earnings	(149,756)	(99,451)
Accumulated other comprehensive income (loss)	19,231	22,829
Total stockholders' equity	1,017,565	862,218
Noncontrolling interests	—	—
Total equity	1,017,565	862,218
Total liabilities and equity	\$ 2,320,898	\$ 1,863,417

See notes to the condensed consolidated financial statements.

HINES GLOBAL INCOME TRUST, INC.
CONDENSED CONSOLIDATED STATEMENTS OF OPERATIONS AND COMPREHENSIVE INCOME (LOSS)
(UNAUDITED)

	Three Months Ended June 30,		Six Months Ended June 30,	
	2021	2020	2021	2020
	(in thousands, except per share amounts)			
Revenues:				
Rental revenue	\$ 40,424	\$ 27,001	\$ 77,900	\$ 60,120
Other revenue	967	813	1,783	1,539
Total revenues	41,391	27,814	79,683	61,659
Expenses:				
Property operating expenses	10,239	7,139	19,613	15,213
Real property taxes	4,777	3,489	9,180	6,971
Property management fees	1,426	1,192	2,910	2,549
Depreciation and amortization	24,916	14,457	44,943	30,686
Acquisition related expenses	15	274	15	291
Asset management fees	3,845	2,747	7,306	5,538
Performance participation allocation	5,249	—	7,483	—
General and administrative expenses	1,445	1,286	2,810	2,324
Total expenses	51,912	30,584	94,260	63,572
Other income (expenses):				
Gain (loss) on derivative instruments	(185)	1,514	(276)	8,470
Gain (loss) on investments in real estate-related securities	5,750	3,136	9,089	(4,601)
Gain on sale of real estate	1,402	80,457	1,440	130,101
Foreign currency gains (losses)	1,397	1,374	367	(1,145)
Interest expense	(6,370)	(4,463)	(11,748)	(10,395)
Interest and other income	470	159	976	710
Income (loss) before benefit (provision) for income taxes	(8,057)	79,407	(14,729)	121,227
Benefit (provision) for income taxes	(3,637)	1,906	(2,683)	1,838
Provision for income taxes related to sale of real estate	—	(7,773)	—	(7,773)
Net income (loss)	(11,694)	73,540	(17,412)	115,292
Net (income) loss attributable to noncontrolling interests	(4)	(4)	(7)	(7)
Net income (loss) attributable to common stockholders	<u>\$ (11,698)</u>	<u>\$ 73,536</u>	<u>\$ (17,419)</u>	<u>\$ 115,285</u>
Basic and diluted income (loss) per common share	<u>(0.10)</u>	<u>0.77</u>	<u>(0.15)</u>	<u>1.23</u>
Weighted average number of common shares outstanding	120,707	95,490	115,175	93,900
Comprehensive income (loss):				
Net income (loss)	\$ (11,694)	\$ 73,540	\$ (17,412)	\$ 115,292
Other comprehensive income (loss):				
Foreign currency translation adjustment	4,080	5,483	(3,598)	(10,130)
Comprehensive income (loss)	<u>\$ (7,614)</u>	<u>\$ 79,023</u>	<u>\$ (21,010)</u>	<u>\$ 105,162</u>
Comprehensive (income) loss attributable to noncontrolling interests	(4)	(4)	(7)	(7)
Comprehensive income (loss) attributable to common stockholders	<u><u>\$ (7,618)</u></u>	<u><u>\$ 79,019</u></u>	<u><u>\$ (21,017)</u></u>	<u><u>\$ 105,155</u></u>

See notes to the condensed consolidated financial statements.

HINES GLOBAL INCOME TRUST, INC.
CONDENSED CONSOLIDATED STATEMENTS OF EQUITY
(UNAUDITED)
(In thousands)

Hines Global Income Trust, Inc. Stockholders

	Common Shares		Additional Paid-in Capital	Accumulated Distributions in Excess of Earnings	Accumulated Other Comprehensive Income (Loss)	Total Stockholders' Equity	Noncontrolling Interests
	Shares	Amount					
Balance as of January 1, 2021	103,781	\$ 104	\$ 938,736	\$ (99,451)	\$ 22,829	\$ 862,218	\$ —
Issuance of common shares	10,424	10	105,427	—	—	105,437	—
Distributions declared	—	—	—	(15,593)	—	(15,593)	(3)
Redemption of common shares	(1,354)	(1)	(11,741)	—	—	(11,742)	—
Selling commissions, dealer manager fees and distribution and stockholder servicing fees	—	—	(2,717)	—	—	(2,717)	—
Offering costs	—	—	(723)	—	—	(723)	—
Net income (loss)	—	—	—	(5,721)	—	(5,721)	3
Foreign currency translation adjustment	—	—	—	—	(7,678)	(7,678)	—
Balance as of March 31, 2021	<u>112,851</u>	<u>\$ 113</u>	<u>\$ 1,028,982</u>	<u>\$ (120,765)</u>	<u>\$ 15,151</u>	<u>\$ 923,481</u>	<u>\$ —</u>
Issuance of common shares	13,297	13	135,778	—	—	135,791	—
Distributions declared	—	—	—	(17,293)	—	(17,293)	(4)
Redemption of common shares	(1,296)	(1)	(10,871)	—	—	(10,872)	—
Selling commissions, dealer manager fees and distribution and stockholder servicing fees	—	—	(5,238)	—	—	(5,238)	—
Offering costs	—	—	(686)	—	—	(686)	—
Net income (loss)	—	—	—	(11,698)	—	(11,698)	4
Foreign currency translation adjustment	—	—	—	—	4,080	4,080	—
Balance as of June 30, 2021	<u>124,852</u>	<u>\$ 125</u>	<u>\$ 1,147,965</u>	<u>\$ (149,756)</u>	<u>\$ 19,231</u>	<u>\$ 1,017,565</u>	<u>\$ —</u>

Hines Global Income Trust, Inc. Stockholders

	Common Shares		Additional Paid-in Capital	Accumulated Distributions in Excess of Earnings	Accumulated Other Comprehensive Income (Loss)	Total Stockholders' Equity	Noncontrolling Interests
	Shares	Amount					
Balance as of January 1, 2020	81,847	\$ 83	\$ 735,545	\$ (146,830)	\$ 2,723	\$ 591,521	\$ —
Issuance of common shares	10,735	12	112,179	—	—	112,191	—
Distributions declared	—	—	—	(12,401)	—	(12,401)	(3)
Redemption of common shares	(464)	—	(5,395)	—	—	(5,395)	—
Selling commissions, dealer manager fees and distribution and stockholder servicing fees	—	—	(6,240)	—	—	(6,240)	—
Offering costs	—	—	(863)	—	—	(863)	—
Net income (loss)	—	—	—	41,749	—	41,749	3
Foreign currency translation adjustment	—	—	—	—	(15,613)	(15,613)	—
Balance as of March 31, 2020	<u>92,118</u>	<u>\$ 95</u>	<u>\$ 835,226</u>	<u>\$ (117,482)</u>	<u>\$ (12,890)</u>	<u>\$ 704,949</u>	<u>\$ —</u>
Issuance of common shares	4,822	3	49,404	—	—	49,407	—
Distributions declared	—	—	—	(13,452)	—	(13,452)	(4)
Redemption of common shares	(1,037)	(1)	(11,399)	—	—	(11,400)	—
Selling commissions, dealer manager fees and distribution and stockholder servicing fees	—	—	(4,009)	—	—	(4,009)	—
Offering costs	—	—	(987)	—	—	(987)	—
Net income (loss)	—	—	—	73,536	—	73,536	4
Foreign currency translation adjustment	—	—	—	—	2,323	2,323	—
Foreign currency translation adjustment reclassified into earnings	—	—	—	—	3,160	3,160	—
Balance as of June 30, 2020	<u>95,903</u>	<u>\$ 97</u>	<u>\$ 868,235</u>	<u>\$ (57,398)</u>	<u>\$ (7,407)</u>	<u>\$ 803,527</u>	<u>\$ —</u>

See notes to the condensed consolidated financial statements.

HINES GLOBAL INCOME TRUST, INC.
CONDENSED CONSOLIDATED STATEMENTS OF CASH FLOWS
(UNAUDITED)

	Six Months Ended June 30,	
	2021	2020
	(In thousands)	
CASH FLOWS FROM OPERATING ACTIVITIES:		
Net income (loss)	\$ (17,412)	\$ 115,292
Adjustments to reconcile net income (loss) to net cash from (used in) operating activities:		
Depreciation and amortization	46,693	31,842
Gain on sale of real estate	(1,440)	(130,101)
Foreign currency (gains) losses	(367)	1,145
(Gain) loss on derivative instruments	276	(8,470)
(Gain) loss on investments in real estate-related securities	(9,089)	4,601
Changes in assets and liabilities:		
Change in other assets	211	(4,453)
Change in tenant and other receivables	(2,884)	(3,016)
Change in deferred leasing costs	(17,918)	(2,691)
Change in accounts payable and accrued expenses	10,275	(569)
Change in other liabilities	1,809	(6,510)
Change in due to affiliates	(1,357)	(8,941)
Net cash from (used in) operating activities	8,797	(11,871)
CASH FLOWS FROM INVESTING ACTIVITIES:		
Investments in acquired properties and lease intangibles	(436,811)	(164,096)
Capital expenditures at operating properties	(5,607)	(4,613)
Proceeds from sale of real estate	—	340,532
Purchases of real estate-related securities	(32,251)	(24,575)
Proceeds from settlement of real estate-related securities	27,331	18,812
Net cash from (used in) investing activities	(447,338)	166,060
CASH FLOWS FROM FINANCING ACTIVITIES:		
Proceeds from issuance of common shares	223,869	147,932
Redemption of common shares	(26,619)	(14,985)
Payment of offering costs	(3,129)	(2,850)
Payment of selling commissions, dealer manager fees and distribution and stockholder servicing fees	(4,965)	(5,516)
Distributions paid to stockholders and noncontrolling interests	(15,517)	(11,575)
Proceeds from notes payable	376,549	75,970
Payments on notes payable	(107,448)	(248,750)
Payments on related party note payable	—	(75,000)
Change in security deposit liability	294	736
Deferred financing costs paid	(71)	(404)
Payments related to interest rate contracts	(12)	—
Net cash from (used in) financing activities	442,951	(134,442)
Effect of exchange rate changes on cash, restricted cash and cash equivalents	(771)	1,495
Net change in cash, restricted cash and cash equivalents	3,639	21,242
Cash, restricted cash and cash equivalents, beginning of period	77,563	56,438
Cash, restricted cash and cash equivalents, end of period	\$ 81,202	\$ 77,680

See notes to the condensed consolidated financial statements.

HINES GLOBAL INCOME TRUST INC, INC.
NOTES TO THE CONDENSED CONSOLIDATED FINANCIAL STATEMENTS (UNAUDITED)
For the Three and Six Months Ended June 30, 2021 and 2020

1. ORGANIZATION

The accompanying interim unaudited condensed consolidated financial information has been prepared according to the rules and regulations of the United States Securities and Exchange Commission ("SEC"). In the opinion of management, all adjustments and eliminations, consisting only of normal recurring adjustments, necessary to present fairly and in conformity with accounting principles generally accepted in the United States of America ("GAAP") the financial position of Hines Global Income Trust, Inc. as of June 30, 2021 and December 31, 2020, and the results of operations for the three and six months ended June 30, 2021 and 2020, the changes in stockholders' equity for each of the quarterly periods in the six months ended June 30, 2021 and 2020, and cash flows for the six months ended June 30, 2021 and 2020 have been included. The results of operations for such interim periods are not necessarily indicative of the results for the full year. Certain information and footnote disclosures normally included in financial statements prepared in accordance with GAAP have been condensed or omitted according to such rules and regulations. For further information, refer to the financial statements and footnotes included in Hines Global Income Trust, Inc.'s Annual Report on Form 10-K for the year ended December 31, 2020.

Hines Global Income Trust, Inc. (the "Company"), is a Maryland corporation formed to invest in a diversified portfolio of quality commercial real estate properties and other real estate investments throughout the United States and internationally, and to a lesser extent, invest in real-estate related securities. The Company is sponsored by Hines Interests Limited Partnership ("Hines"), a fully integrated global real estate investment and management firm that has acquired, developed, owned, operated and sold real estate for over 60 years. The Company is managed by HGIT Advisors LP (the "Advisor"), an affiliate of Hines. The Company conducts substantially all of its operations through HGIT Properties, LP (the "Operating Partnership"). An affiliate of the Advisor, Hines Global REIT II Associates LP, owns less than a 1% limited partner interest in the Operating Partnership as of June 30, 2021 and the Advisor also owns the special limited partnership interest in the Operating Partnership. The Company has elected to be taxed as a real estate investment trust, or REIT, for U.S. federal income tax purposes beginning with its taxable year ended December 31, 2015.

As of June 30, 2021, the Company owned direct real estate investments in 26 properties totaling 12.9 million square feet that were 95% leased. The Company raises capital for its investments through continuous public offerings of its common stock. The Company launched its third public offering of up to \$2.5 billion in shares of its common stock (the "Third Offering") on June 2, 2021 through which it is offering of up to \$2.5 billion in shares of common stock including \$500.0 million of shares offered under its distribution reinvestment plan. The Company terminated its second public offering immediately prior to the commencement of the Third Offering. As of August 16, 2021, the Company had received gross offering proceeds of approximately \$1.5 billion from the sale of 143.5 million shares through its public offerings, including shares issued pursuant to its distribution reinvestment plan.

2. SUMMARY OF SIGNIFICANT ACCOUNTING POLICIES

Basis of Presentation

The condensed consolidated financial statements of the Company included in this Quarterly Report on Form 10-Q include the accounts of Hines Global Income Trust, Inc. and the Operating Partnership (over which the Company exercises financial and operating control). All intercompany balances and transactions have been eliminated in consolidation.

Coronavirus Outbreak

The preparation of financial statements in conformity with U.S GAAP requires the Company's management to make estimates and assumptions that affect the amounts reported in the financial statements. Although these estimates are based on management's knowledge of current events and actions it may undertake in the future, actual results may differ from these estimates. In particular, the COVID-19 pandemic (more commonly referred to as the Coronavirus pandemic), has adversely impacted and may further adversely impact the Company's business, the businesses of the Company's tenants and the real estate market generally. The full extent to which the pandemic will directly or indirectly impact the Company's business, results of operations and financial condition, including fair value measurements, and asset impairment charges, will depend on future developments that are highly uncertain and difficult to predict. These developments include, but are not limited to, the duration and spread of the outbreak, its severity, the actions to contain the virus or address its impact, governmental actions to contain the spread of the pandemic and respond to the reduction in global economic activity, and how quickly and to what extent normal economic and operating conditions can resume.

The ongoing global outbreak of the Coronavirus pandemic continues to adversely impact global commercial activity. It has disrupted global travel and supply chains, adversely impacted global commercial activity, and its long-term economic impact remains uncertain. Although the outlook is improving in certain areas of the world, including the United States, the United Kingdom and Europe, considerable uncertainty still surrounds the Coronavirus and its potential effects on the population, as well as the effectiveness of any responses taken on a national and local level by government authorities and businesses. The travel restrictions, limits on hours of operations and/or closures of non-essential businesses and other efforts to curb the spread of the Coronavirus have significantly disrupted business activity globally, including in the markets where the Company invests, and has had an adverse impact on the performance of certain of the Company's investments. Many of the Company's tenants have been subject to various quarantine restrictions. These restrictions particularly adversely impacted many of the Company's retail tenants (other than grocery tenants), as government instructions regarding social distancing, capacity limitations and mandated closures have reduced and, in some cases, eliminated customer foot traffic, causing many of the Company's retail tenants to temporarily close their brick and mortar stores for a portion of 2020. Although businesses in most markets where the Company invests have been permitted to fully or partially re-open, certain areas have experienced a return to restrictions such as mask mandates subsequent to re-opening and no assurance can be given as to when such restrictions will be lifted or that additional closures will not occur. While vaccines have been widely administered, vaccination rates in the U.S. and markets outside the U.S. where the Company invests lag behind the levels desired by public health officials and it is unclear when businesses around the world will return to pre-pandemic activity levels. As of June 30, 2021, the Company owned two retail properties in the U.S., which comprised 16% of the Company's total revenue for the six months ended June 30, 2021. The Company agreed to grant \$3.8 million of rent relief to its retail tenants during the year ended December 31, 2020, as a result of their lost revenues resulting from the Coronavirus pandemic at these properties. Such rent relief consisted of rental payments that were forgiven or reduced due to the conversion of fixed rental payments to rental payments based on a percentage of the tenant's revenues as well as rent payments that were deferred to future periods. We have not granted significant additional rent relief during the six months ended June 30, 2021. While rent collections were adversely affected in the early months of the pandemic, consumer traffic at these properties has recovered to near pre-pandemic levels in recent months. During the six months ended June 30, 2021, rent collections had recovered to 99% of billed rent, which includes the collection of certain 2020 rent payments that were deferred to 2021. However, if infection rates begin to materially increase and there are additional government mandated shutdowns it could reduce consumer traffic at the Company's retail properties and negatively impact future rent collections.

Additionally, the Company refunded \$2.2 million in rent to students across its international student housing portfolio during the year ended December 31, 2020 and \$0.7 million for the six months ended June 30, 2021 as a result of temporary university closures. The Company expects in-campus learning to resume at the start of the 2021/2022 school year, but it is difficult to predict whether additional closures may occur. The Company's other property types have not been materially impacted by the Coronavirus pandemic to date. The Company is unable to estimate the impact the Coronavirus pandemic will have on its results in future periods.

Correction of Immaterial Error

During the quarter ended June 30, 2021, the Company identified an immaterial error in the calculation of deferred tax assets and related valuation allowance at one of its properties. As a result of this error, “Other Assets” included in the Company’s Consolidated Balance Sheet as of December 31, 2020 was overstated by \$2.9 million and the “Benefit (provision) for income taxes” and “Net Income” included in the Consolidated Statements of Operations and Comprehensive Income (Loss) was overstated by \$2.9 million for the year then ended. Additionally, “Other Assets” included in the Company’s Condensed Consolidated Balance Sheet as of March 31, 2021 was overstated by \$3.9 million and the “Benefit (provision) for income taxes” included in the condensed Consolidated Statements of Operations and Comprehensive Income (Loss) was overstated by \$1.0 million, resulting in an understated “Net loss”. The Company corrected these errors in the quarterly period ended June 30, 2021, which increased net loss by \$3.9 million and \$2.9 million for the three and six months then ended, respectively. Management evaluated the effects of these out-of-period adjustments, both qualitatively and quantitatively, and concluded that the errors and the related correction were not material both individually and in the aggregate to the current period or prior periods.

Investments in Real Estate-Related Securities

The Company holds investments in real estate-related securities, which consist of common equities, preferred equities and debt investments of publicly traded REITs. The Company has elected to classify these investments as trading securities and carry such investments at fair value. These assets are valued on a recurring basis. The Company earns interest and dividend income monthly related to these securities, which is recorded in interest and other income in the Company’s Condensed Consolidated Statements of Operations and Comprehensive Income (Loss). The table below presents the effects of the changes in fair value of the Company’s real estate-related securities in the Company’s Condensed Consolidated Statements of Operations and Comprehensive Income (Loss) for the three and six months ended June 30, 2021 and 2020 (in thousands):

	Gain (Loss) Recorded on Investments in Real Estate-Related Securities			
	Three months ended June 30,		Six months ended June 30,	
	2021	2020	2021	2020
Unrealized gain (loss)	\$ 3,091	\$ 4,548	\$ 5,541	\$ (2,839)
Realized gain (loss)	2,659	(1,412)	3,548	(1,762)
Total gain (loss) on real estate-related securities	<u>\$ 5,750</u>	<u>\$ 3,136</u>	<u>\$ 9,089</u>	<u>\$ (4,601)</u>

Tenant and Other Receivables

Tenant and other receivables consists primarily of base rents, tenant reimbursements and receivables attributable to straight-line rent, and are carried at cost. As of June 30, 2021 and December 31, 2020, the Company had receivables related to base rents and tenant reimbursements of \$5.4 million and \$4.6 million, respectively. Additionally, as of June 30, 2021, approximately \$0.8 million of these receivables relate to rent that has been deferred at the Company’s retail properties and is expected to be repaid at a later date. As of June 30, 2021 and December 31, 2020, the Company had an allowance of approximately \$0.4 million and \$0.5 million related to these deferred rents, respectively.

Straight-line rent receivable consists of the difference between the tenants’ rents calculated on a straight-line basis from the date of acquisition or lease commencement over the remaining terms of the related leases and the tenants’ actual rents due under the lease agreements. Straight-line rent receivables were \$11.1 million and \$9.1 million as of June 30, 2021 and December 31, 2020, respectively.

Other Assets

Other assets included the following (in thousands):

	June 30, 2021	December 31, 2020
Prepaid insurance	\$ 1,506	\$ 1,133
Prepaid property taxes	2,403	1,845
Deferred tax assets ⁽¹⁾	8,681	9,478
Other	3,133	2,231
Other assets	<u>\$ 15,723</u>	<u>\$ 14,687</u>

(1) Includes the effects of a valuation allowance of \$9.5 million and \$3.3 million as of June 30, 2021 and December 31, 2020, respectively.

3. INVESTMENT PROPERTY

Investment property consisted of the following amounts as of June 30, 2021 and December 31, 2020 (in thousands):

	June 30, 2021	December 31, 2020
Buildings and improvements	\$ 1,478,563	\$ 1,216,004
Less: accumulated depreciation	(76,738)	(60,019)
Buildings and improvements, net	1,401,825	1,155,985
Land	479,135	402,075
Investment property, net	<u>\$ 1,880,960</u>	<u>\$ 1,558,060</u>

The Company proactively closed the residential accommodations at Montrose Student Residences in August 2020 to more efficiently perform renovations including the replacement of certain building safety equipment systems. In conjunction with the renovation, the Company determined that an additional €4.7 million (approximately \$5.5 million assuming a rate of \$1.17 per EUR as of March 31, 2021) of the building assets, which were included in Investment property, net on the Condensed Consolidated Balance Sheets with an offset to Depreciation and amortization on the Condensed Consolidated Statements of Operations and Comprehensive Income (Loss), were taken out of service and written off as of March 31, 2021. During the three months ended June 30, 2021, the Company increased the scope of the renovations from the previous estimates and determined that an additional write off of €4.7 million (approximately \$5.5 million assuming a rate of \$1.19 per EUR as of June 30, 2021) was necessary, which was included in Investment property, net on the Condensed Consolidated Balance Sheets with an offset to Depreciation and amortization on the Condensed Consolidated Statements of Operations and Comprehensive Income (Loss). The Company expects the renovation to be completed by May 2022.

Recent Acquisitions of Investment Property

In February 2021, the Company acquired 5301 Patrick Henry Drive, a manufacturing research and development campus located in Santa Clara, California. The net purchase price for 5301 Patrick Henry Drive was \$68.0 million, exclusive of transaction costs and working capital reserves.

In April 2021, the Company acquired an additional building at ABC Westland, the industrial property located in The Hague, Netherlands. The net purchase price for the additional building, ABC Westland A3.2, was €7.3 million (approximately \$8.9 million, assuming a rate of \$1.22 per EUR as of the acquisition date), exclusive of transaction costs and working capital reserves.

In May 2021, the Company acquired 900 Patrol Road, an industrial logistics property located in Jeffersonville, Indiana. The net purchase price for 900 Patrol Road was \$98.7 million, exclusive of transaction costs and working capital reserves.

In May 2021, the Company acquired 1015 Half Street, an office property located in Washington, D.C. The net purchase price for 1015 Half Street was \$223.3 million, exclusive of transaction costs and working capital reserves.

In June 2021, the Company acquired Miramar Activity Business Center, an industrial logistics property located in San Diego, California. The net purchase price for Miramar Activity Business Center was \$41.0 million, exclusive of transaction costs and working capital reserves.

The amounts recognized for the asset acquisitions as of the acquisition dates were determined by allocating the net purchase price as follows (in thousands):

Property Name	Acquisition Date	Building and Improvements	Land	In-place Lease Intangibles	Out-of-Market Lease Intangibles, Net	Total
5301 Patrick Henry Drive	2/10/2021	\$ 36,651	\$ 19,089	\$ 15,136	\$ (2,711)	\$ 68,165
ABC Westland A3.2	4/30/2021	\$ 8,400	\$ —	\$ 678	\$ —	\$ 9,078
900 Patrol Road	5/17/2021	\$ 79,242	\$ 7,977	\$ 11,656	\$ —	\$ 98,875
1015 Half Street	5/19/2021	\$ 131,745	\$ 32,884	\$ 81,861	\$ (17,391)	\$ 229,099
Miramar Activity Business Center	6/30/2021	\$ 17,007	\$ 19,573	\$ 4,411	\$ 34	\$ 41,025

As of June 30, 2021, the cost basis and accumulated amortization related to lease intangibles are as follows (in thousands):

	Lease Intangibles		
	In-Place Leases	Out-of-Market Lease Assets	Out-of-Market Lease Liabilities
Cost	\$ 258,308	\$ 12,309	\$ (47,841)
Less: accumulated amortization	(49,604)	(2,646)	8,413
Net	\$ 208,704	\$ 9,663	\$ (39,428)

As of December 31, 2020, the cost basis and accumulated amortization related to lease intangibles were as follows (in thousands):

	Lease Intangibles		
	In-Place Leases	Out-of-Market Lease Assets	Out-of-Market Lease Liabilities
Cost	\$ 153,358	\$ 12,362	\$ (27,792)
Less: accumulated amortization	(41,998)	(1,892)	6,399
Net	\$ 111,360	\$ 10,470	\$ (21,393)

Amortization expense of in-place leases was \$8.9 million and \$7.5 million for the three months ended June 30, 2021 and 2020, respectively. Net amortization of out-of-market leases resulted in an increase to rental revenue of \$0.7 million and \$0.3 million for the three months ended June 30, 2021 and 2020, respectively.

Amortization expense of in-place leases was \$16.1 million and \$16.5 million for the six months ended June 30, 2021 and 2020, respectively. Net amortization of out-of-market leases resulted in an increase to rental revenue of \$1.1 million and \$0.9 million for the six months ended June 30, 2021 and 2020, respectively.

Anticipated amortization of the Company's in-place leases and out-of-market leases, net for the period from July 1, 2021 through December 31, 2021 and for each of the years ending December 31, 2022 through December 31, 2026 are as follows (in thousands):

	In-Place Lease	Out-of-Market Leases, Net
July 1, 2021 through December 31, 2021	\$ 22,036	\$ (2,486)
2022	\$ 40,808	\$ (5,432)
2023	\$ 35,439	\$ (5,106)
2024	\$ 28,945	\$ (4,195)
2025	\$ 23,298	\$ (2,973)
2026	\$ 16,181	\$ (1,288)

Commercial Leases

The Company's commercial leases are generally for terms of 15 years or less and may include multiple options to extend the lease term upon tenant election. The Company's leases typically do not include an option to purchase. Generally, the Company does not expect the value of its real estate assets to be impacted materially at the end of any individual lease term, as the Company is typically able to re-lease the space and real estate assets tend to hold their value over a long period of time. Tenant terminations prior to the lease end date occasionally result in a one-time termination fee based on the remaining unpaid lease payments including variable payments and could be material to the tenant. Many of the Company's leases have increasing minimum rental rates during the terms of the leases through escalation provisions. In addition, the majority of the Company's leases provide for separate billings for variable rent, such as, reimbursements of real estate taxes, maintenance and insurance and may include an amount based on a percentage of the tenants' sales. Total billings related to expense reimbursements from tenants for the three and six months ended June 30, 2021 were \$5.9 million and \$11.6 million, respectively, and for the three and six months ended June 30, 2020 were \$3.8 million and \$8.7 million, respectively, which are included in rental revenue on the Condensed Consolidated Statements of Operations and Comprehensive Income (Loss).

The Company has entered into non-cancelable lease agreements with tenants for space. As of June 30, 2021, the approximate fixed future minimum rentals for the period from July 1, 2021 through December 31, 2021, for each of the years ending December 31, 2022 through 2026 and thereafter related to the Company's commercial properties are as follows (in thousands):

	Fixed Future Minimum Rentals
July 1, 2021 through December 31, 2021	\$ 59,669
2022	115,457
2023	104,117
2024	92,098
2025	82,505
2026	66,131
Thereafter	229,240
Total	<u>\$ 749,217</u>

During the six months ended June 30, 2021 and 2020, the Company did not earn more than 10% of its revenue from any individual tenant.

The Company also enters into leases with tenants at its student housing properties and multi-family properties. These leases generally have terms less than one year and do not contain options to extend, terminate or purchase, escalation clauses, or other such terms, which are common in the Company's commercial leases.

4. DEBT FINANCING

As of June 30, 2021 and December 31, 2020, the Company had approximately \$1.1 billion and \$885.5 million of debt outstanding, with weighted average years to maturity of 1.7 years and 2.4 years, respectively, and a weighted average interest rate of 1.99% and 2.08%, respectively. The following table provides additional information regarding the Company's debt outstanding at June 30, 2021 and December 31, 2020 (in thousands):

Description	Origination or Assumption Date	Maturity Date	Maximum Capacity in Functional Currency	Interest Rate Description	Interest Rate as of June 30, 2021	Principal Outstanding at June 30, 2021	Principal Outstanding at December 31, 2020
Secured Mortgage Debt							
Cottonwood Corporate Center	7/5/2016	8/1/2023	\$ 78,000	Fixed	2.98%	\$ 69,632	\$ 70,555
Rookwood Commons	1/6/2017	7/1/2023	\$ 67,000	Fixed	4.25%	54,500	54,500
Rookwood Pavilion	1/6/2017	7/1/2023	\$ 29,000	Fixed	4.25%	29,000	29,000
Montrose Student Residences	3/24/2017	3/23/2022	€ 22,605	Euribor + 2.00% ⁽¹⁾	2.00%	26,850	27,723
Queen's Court Student Residences	12/18/2017	12/18/2022	£ 29,500	Libor + 2.10% ⁽¹⁾	2.16%	40,813	40,265
Venue Museum District	9/21/2018	10/9/2021	\$ 45,000	Libor + 1.95% ⁽¹⁾	4.02%	27,601	27,601
Fresh Park Venlo	10/3/2018	8/15/2023	€ 80,197	Euribor + 1.55% ⁽¹⁾	1.55%	95,258 ⁽²⁾	91,958
Maintal Logistics	2/21/2019	2/28/2024	€ 23,500	Euribor + 1.10% ⁽¹⁾	1.10%	27,262	28,292
ABC Westland	5/3/2019	2/15/2024	€ 82,830	Euribor + 1.55% ⁽¹⁾	1.55%	93,753 ⁽²⁾	87,197
Łódź Urban Logistics	9/20/2019	9/20/2024	€ 13,600	Fixed ⁽³⁾	1.05%	15,881	16,492
Glasgow West End	9/26/2019	9/26/2024	£ 43,200	Libor + 1.80% ⁽¹⁾	1.86%	59,767	58,964
Gdańsk PL II	10/4/2019	9/20/2024	€ 16,800	Fixed ⁽³⁾	1.05%	19,618	20,372
Madrid Airport Complex	6/19/2020	6/19/2023	€ 15,150	Fixed	2.80%	15,629	17,358
UK Logistics	7/7/2020	7/7/2023	£ 55,138 ⁽⁴⁾	Libor + 1.75% ⁽¹⁾	1.84%	76,283	75,257
Other Notes Payable							
JPMorgan Chase Revolving Credit Facility	9/13/2019	11/15/2022	\$ 275,000	Variable	1.60%	238,000	140,000
JPMorgan Chase Revolving Credit Facility - Term Loan	9/13/2019	11/15/2022	\$ 150,000	Variable	1.53%	150,000	100,000
JPMorgan Chase Bridge Loan	5/14/2021	8/12/2021	\$ 108,000	Variable	1.85%	108,000 ⁽⁵⁾	—
Notes Payable						\$ 1,147,847	\$ 885,534
Affiliate Note Payable							
Credit Facility with Hines	10/2/2017	12/31/2021	\$ 75,000	Variable	N/A	—	—
Total Note Payable to Affiliate						\$ —	\$ —
Total Principal Outstanding						\$ 1,147,847	\$ 885,534
Unamortized discount						—	—
Unamortized financing fees						(3,900)	(4,738)
Total						<u>\$ 1,143,947</u>	<u>\$ 880,796</u>

- (1) On the loan origination date, the Company entered into an interest rate cap agreement as an economic hedge against the variability of future interest rates on this borrowing. See [Note 5](#)—Derivative Instruments for further details.
- (2) The Company entered into amendments to increase the capacity of the secured mortgage loans for Fresh Park Venlo and ABC Westland in 2021 and made additional borrowings on these loans during the three months ended June 30, 2021.
- (3) On the loan origination date, the Company entered into an interest rate swap contract effectively fixing the interest rate for the full term of the facility. See [Note 5](#)—Derivative Instruments for further details.
- (4) This credit facility is collateralized by the following four industrial logistics properties: Charles Tyrwhitt DC, DSG Bristol, Royal Mail and Wakefield Logistics.
- (5) The Company entered into a \$108.0 million bridge loan facility with JPMorgan in May 2021, to provide funding for the Company's May 2021 acquisitions. This bridge loan was fully repaid in July 2021 using proceeds from the amended credit facility described below, and the bridge loan facility was terminated in accordance with its terms.

JPMorgan Chase Revolving Credit Facility

During the six months ended June 30, 2021, the Company made draws of approximately \$253.0 million and made payments of \$105.0 million on its revolving loan commitment with JPMorgan Chase, N.A., (the “Revolving Credit Facility”), resulting in an outstanding balance of \$388.0 million on June 30, 2021.

On July 30, 2021, the Company entered into an Amended and Restated Credit Facility (the “Amended Revolving Credit Facility”) with JP Morgan Chase Bank, N.A. as administrative agent for itself and the various lenders named in the credit agreement. The Amended Revolving Credit Facility increased the total capacity of the original credit agreement dated November 15, 2019, and amended as of November 13, 2020 from \$425.0 million to \$725.0 million. The Amended Revolving Credit Facility provides for borrowings of up to \$425.0 million under a senior, unsecured revolving credit facility and \$300.0 million under a senior, unsecured term loan. Additionally, the Amended Revolving Credit Facility provides options for the Company to increase the total capacity up to \$1.25 billion, subject to certain requirements. The maturity date was also extended to November 15, 2023, subject to two one-year extensions options that the Company may exercise if it meets certain conditions.

As of July 30, 2021, the Company had outstanding amounts of \$300.0 million on the Term Loan, \$173.0 million on the Amended Revolving Credit Facility, and retired the \$108.0 million bridge loan. From August 1, 2021 through August 16, 2021, the Company made \$33.0 million in additional payments under the Amended Revolving Credit Facility.

Financial Covenants

The Company’s mortgage agreements and other loan documents for the debt described in the table above contain customary events of default, with corresponding grace periods, including payment defaults, bankruptcy-related defaults, and customary covenants, including limitations on liens and indebtedness and maintenance of certain financial ratios. The Company is not aware of any instances of noncompliance with financial covenants on any of its loans as of June 30, 2021. The Company’s continued compliance with these and other covenants depends on many factors and could be impacted by current or future economic conditions associated with the Coronavirus pandemic. Failure to comply with any covenants would result in a default which, if the Company were unable to cure or obtain a waiver from the lenders, could accelerate the repayment obligations and impact the liquidity of the Company.

Principal Payments on Debt

The Company is required to make the following principal payments on its outstanding notes payable for the period from July 1, 2021 through December 31, 2021, for each of the years ending December 31, 2022 through December 31, 2025 and for the period thereafter (in thousands).

	Payments Due by Year					
	July 1, 2021 through December 31, 2021	2022	2023	2024	2025	Thereafter
Principal payments	\$ 143,081	\$ 460,572	\$ 329,514	\$ 214,680	\$ —	\$ —

LIBOR is expected to be phased out or modified by June 2023, and the writing of contracts using LIBOR is expected to stop by the end of 2021. As of June 30, 2021, \$700.5 million of the Company’s outstanding debt had a variable interest rate tied to LIBOR. The loan agreements provide procedures for determining a replacement or alternative rate in the event that LIBOR is unavailable. However, there can be no assurances as to whether such replacement or alternative rate will be more or less favorable than LIBOR. The Company intends to monitor the developments with respect to the potential phasing out of LIBOR and work with its lenders to ensure any transition away from LIBOR will have minimal impact on its financial condition, but can provide no assurances regarding the impact of the discontinuation of LIBOR.

5. DERIVATIVE INSTRUMENTS

The Company has entered into several interest rate swap contracts and interest rate cap contracts in connection with certain of its secured mortgage loans in order to limit its exposure against the variability of future interest rates on its variable interest rate borrowings. The Company's interest rate swaps effectively fixed the interest rates on each of the loans to which they relate and the interest rate cap agreements have limited the interest rate on each of the loan to which they relate. The Company has not designated any of these derivatives as hedges for accounting purposes. The Company has not entered into a master netting arrangement with its third-party counterparty and does not offset on its Condensed Consolidated Balance Sheets the fair value amount recorded for its derivative instruments.

The Company has also entered into foreign currency forward contracts as economic hedges against the variability of foreign exchange rates related to certain cash flows of some of its international investments. These forward contracts fixed the currency exchange rates on each of the investments to which they related. The Company did not designate any of these contracts as fair value or cash flow hedges for accounting purposes.

The table below provides additional information regarding the Company's interest rate contracts as of June 30, 2021 (in thousands, except percentages).

Interest Rate Contracts

Type	Property	Effective Date	Expiration Date	Maximum Capacity of Debt in Functional Currency		Notional Amount	Interest Rate Received	Pay Rate / Strike Rate
Interest rate cap	Montrose Student Residences	March 24, 2017	March 23, 2022	€	22,605	€ 16,954	Euribor	1.25 %
Interest rate cap	Fresh Park Venlo	October 8, 2018	August 15, 2023	€	80,197	€ 52,487	Euribor	2.00 %
Interest rate cap	Fresh Park Venlo	May 27, 2021	August 15, 2023	€	— ⁽²⁾	€ 5,215	Euribor	1.00 %
Interest rate cap	Maintal Logistics	February 28, 2019	February 28, 2024	€	23,500	€ 16,450	Euribor	2.00 %
Interest rate cap	ABC Westland	May 3, 2019	February 15, 2024	€	82,830	€ 52,500	Euribor	1.00 %
Interest rate cap	ABC Westland	May 27, 2021	February 15, 2024	€	— ⁽²⁾	€ 7,830	Euribor	1.00 %
Interest rate cap	Glasgow West End	September 27, 2019	September 24, 2024	€	43,200	€ 32,400	LIBOR	2.00 %
Interest rate swap	Łódź Urban Logistics	October 10, 2019	September 20, 2024	€	13,600	€ 13,600	Euribor	(0.36)%
Interest rate swap	Gdańsk PL II	October 10, 2019	September 20, 2024	€	16,800	€ 16,800	Euribor	(0.36)%
Interest rate cap	Charles Tyrwhitt	July 2, 2020	July 2, 2023	£	9,598 ⁽¹⁾	£ 9,598	LIBOR	1.50 %
Interest rate cap	DSG Bristol	July 2, 2020	July 2, 2023	£	20,240 ⁽¹⁾	£ 20,240	LIBOR	1.50 %
Interest rate cap	Royal Mail	July 2, 2020	July 2, 2023	£	13,970 ⁽¹⁾	£ 13,970	LIBOR	1.50 %
Interest rate cap	Wakefield Logistics	July 2, 2020	July 2, 2023	£	11,330 ⁽¹⁾	£ 11,330	LIBOR	1.50 %
Interest rate cap	Venue Museum District	October 9, 2020	October 9, 2022	\$	45,000	\$ 27,601	LIBOR	2.00 %

(1) Represents an allocation of a total maximum capacity of £55.1 million borrowed under one facility agreement. See [Note 4](#) —Debt Financing for more information on the borrowing.

(2) The notional amount for these interest rate caps are in addition to the already existing caps for the corresponding maximum capacity of debt in functional currency for the property listed above in this table.

The table below provides additional information regarding the Company's foreign currency forward contracts that were active during the three and six months ended June 30, 2021 (in thousands).

Foreign Currency Forward Contracts

Effective Date	Expiration Date	Notional Amount	Buy/Sell	Traded Currency Rate
December 17, 2020	March 31, 2021	£ 9,000	USD/GBP	\$ 1.36
March 30, 2021	June 30, 2021	£ 9,000	USD/GBP	\$ 1.37
June 25, 2021	September 30, 2021	£ 9,000	USD/GBP	\$ 1.39

The table below presents the effects of the changes in fair value of the Company's derivative instruments in the Company's Condensed Consolidated Statements of Operations and Comprehensive Income (Loss) for the three and six months ended June 30, 2021 and 2020 (in thousands):

	Gain (Loss) Recorded on Derivative Instruments			
	Three months ended June 30,		Six months ended June 30,	
	2021	2020	2021	2020
Derivatives not designated as hedging instruments:				
Interest rate swaps	\$ (86)	\$ 165	\$ (157)	\$ 348
Interest rate caps	(38)	14	45	(73)
Foreign currency forward contracts	(61)	1,335	(164)	8,195
Total gain (loss) on derivatives	<u>\$ (185)</u>	<u>\$ 1,514</u>	<u>\$ (276)</u>	<u>\$ 8,470</u>

6. STOCKHOLDERS' EQUITY

Public Offering

The Company raises capital for its investments primarily through public offerings of its common stock. In connection with the Restructuring and the Second Offering, on November 30, 2017, the Company (i) redesignated its issued and outstanding Class A shares of common stock, Class T shares of common stock, Class I shares of common stock and Class J shares of common stock as "Class AX shares," "Class TX shares," "Class IX shares" and "Class JX shares," (collectively, the "IPO Shares") respectively, and (ii) reclassified the authorized but unissued portion of its common stock into four additional classes of shares of common stock: "Class T shares," "Class S shares," "Class D shares," and "Class I shares." The Company is offering its shares of common stock in the Second Offering in any combination of Class T shares, Class S shares, Class D shares and Class I shares. All shares of the Company's common stock have the same voting rights and rights upon liquidation, although distributions received by the Company's stockholders are expected to differ due to the distribution and stockholder servicing fees payable with respect to the applicable share classes, which reduce distributions.

The Company complies with the FASB ASC 480 "Distinguishing Liabilities from Equity" which requires, among other things, that financial instruments that represent a mandatory obligation of the Company to repurchase shares be classified as liabilities and reported at settlement value. When shares are tendered for redemption and approved by the board of directors, the Company will reclassify such obligations from equity to an accrued liability based upon their respective settlement values and redeem those shares in the subsequent month pursuant to the Company's current share redemption program.

Common Stock

As of June 30, 2021 and December 31, 2020, the Company had the following classes of shares of common stock authorized, issued and outstanding (in thousands):

	June 30, 2021		December 31, 2020	
	Shares Authorized	Shares Issued and Outstanding	Shares Authorized	Shares Issued and Outstanding
Class AX common stock, \$0.001 par value per share	40,000	24,281	40,000	19,990
Class TX common stock, \$0.001 par value per share	40,000	12,979	40,000	18,152
Class IX common stock, \$0.001 par value per share	10,000	90	10,000	95
Class JX common stock, \$0.001 par value per share	10,000	—	10,000	—
Class T common stock, \$0.001 par value per share	350,000	45,766	350,000	40,036
Class S common stock, \$0.001 par value per share	350,000	—	350,000	—
Class D common stock, \$0.001 par value per share	350,000	13,844	350,000	10,217
Class I common stock, \$0.001 par value per share	350,000	27,892	350,000	15,291

The tables below provide information regarding the issuances and redemptions of each class of the Company's common stock during the six months ended June 30, 2021 and 2020 (in thousands). There were no Class JX and S shares issued, redeemed or outstanding during the six months ended June 30, 2021.

	Class AX		Class TX		Class IX		Class T		Class D		Class I		Total	
	Shares	Amount	Shares	Amount	Shares	Amount	Shares	Amount	Shares	Amount	Shares	Amount	Shares	Amount
Balance as of January 1, 2021	19,990	\$ 20	18,152	\$ 21	95	\$ —	40,036	\$ 39	10,217	\$ 9	15,291	\$ 15	103,781	\$ 104
Issuance of common shares	181	—	87	—	1	—	2,668	3	1,170	1	6,317	6	10,424	10
Conversion of common shares ⁽¹⁾	2,260	2	(2,260)	(2)	—	—	—	—	—	—	—	—	—	—
Redemption of common shares	(402)	—	(356)	—	(3)	—	(431)	(1)	(64)	—	(98)	—	(1,354)	(1)
Balance as of March 31, 2021	<u>22,029</u>	<u>\$ 22</u>	<u>15,623</u>	<u>\$ 19</u>	<u>93</u>	<u>\$ —</u>	<u>42,273</u>	<u>\$ 41</u>	<u>11,323</u>	<u>\$ 10</u>	<u>21,510</u>	<u>\$ 21</u>	<u>112,851</u>	<u>\$ 113</u>
Issuance of common shares	170	—	95	—	1	—	3,827	4	2,578	3	6,626	6	13,297	13
Redemption of common shares	(493)	(1)	(164)	—	(4)	—	(334)	—	(57)	—	(244)	—	(1,296)	(1)
Conversion of common shares ⁽¹⁾	2,575	3	(2,575)	(3)	—	—	—	—	—	—	—	—	—	—
Balance as of June 30, 2021	<u>24,281</u>	<u>\$ 24</u>	<u>12,979</u>	<u>\$ 16</u>	<u>90</u>	<u>\$ —</u>	<u>45,766</u>	<u>\$ 45</u>	<u>13,844</u>	<u>\$ 13</u>	<u>27,892</u>	<u>\$ 27</u>	<u>124,852</u>	<u>\$ 125</u>

- (1) The Company will cease paying distribution and stockholder servicing fees with respect to Class TX shares when the total of such fees reach certain thresholds. Once these thresholds are reached, Class TX shares are converted into Class AX shares, as indicated in the table above.

	Class AX		Class TX		Class IX		Class T		Class D		Class I		Total	
	Shares	Amount	Shares	Amount	Shares	Amount	Shares	Amount	Shares	Amount	Shares	Amount	Shares	Amount
Balance as of January 1, 2020	18,885	\$ 19	19,901	\$ 22	91	\$ —	28,837	\$ 29	6,927	\$ 6	7,206	\$ 7	81,847	\$ 83
Issuance of common shares	126	—	146	1	1	—	5,809	6	1,696	2	2,957	3	10,735	12
Redemption of common shares	(159)	—	(183)	—	—	—	(86)	—	(20)	—	(16)	—	(464)	—
Balance as of March 31, 2020	<u>18,852</u>	<u>\$ 19</u>	<u>19,864</u>	<u>\$ 23</u>	<u>92</u>	<u>\$ —</u>	<u>34,560</u>	<u>\$ 35</u>	<u>8,603</u>	<u>\$ 8</u>	<u>10,147</u>	<u>\$ 10</u>	<u>92,118</u>	<u>\$ 95</u>
Issuance of common shares	150	—	127	—	1	—	2,528	2	702	—	1,314	1	4,822	3
Redemption of common shares	(383)	(1)	(211)	—	—	—	(319)	—	(68)	—	(56)	—	(1,037)	(1)
Balance as of June 30, 2020	<u>18,619</u>	<u>\$ 18</u>	<u>19,780</u>	<u>\$ 23</u>	<u>93</u>	<u>\$ —</u>	<u>36,769</u>	<u>\$ 37</u>	<u>9,237</u>	<u>\$ 8</u>	<u>11,405</u>	<u>\$ 11</u>	<u>95,903</u>	<u>\$ 97</u>

Distributions

With the authorization of the Company's board of directors, the Company declared distributions monthly from January 2020 through August 2021 at a gross distribution rate of \$0.05208 per month for each share class (represents an annualized rate of \$0.625 per share per year if this rate is declared for an entire year), less any applicable distribution and stockholder servicing fees.

Distributions were made on all classes of the Company's common stock at the same time. All distributions were paid in cash or reinvested in shares of the Company's common stock for those participating in the Company's distribution reinvestment plan and have been paid or issued, respectively, on the first business day following the completion of the month to which they relate. Distributions reinvested pursuant to the Company's distribution reinvestment plan were reinvested in shares of the same class as the shares on which the distributions were made. Some or all of the cash distributions may be paid from sources other than cash flows from operations.

The following table outlines the Company's total distributions declared to stockholders for each of the quarters ended during 2021 and 2020, including the breakout between the distributions declared in cash and those reinvested pursuant to the Company's distribution reinvestment plan (in thousands).

Distributions for the Three Months Ended	Stockholders		
	Cash Distributions	Distributions Reinvested	Total Declared
2021			
June 30, 2021	\$ 8,378	\$ 8,915	\$ 17,293
March 31, 2021	7,615	7,978	15,593
Total	<u>\$ 15,993</u>	<u>\$ 16,893</u>	<u>\$ 32,886</u>
2020			
December 31, 2020	\$ 6,981	\$ 7,531	\$ 14,513
September 30, 2020	6,486	7,309	13,795
June 30, 2020	6,262	7,190	13,452
March 31, 2020	5,669	6,732	12,401
Total	<u>\$ 25,398</u>	<u>\$ 28,762</u>	<u>\$ 54,161</u>

The table below outlines the net distributions declared for each class of shares for the three and six months ended June 30, 2021 and 2020. The net distributions presented below are representative of the gross distribution rate declared by the Company's board of directors, less any applicable ongoing distribution and stockholder servicing fees.

	Three Months Ended June 30,		Six Months Ended June 30,	
	2021	2020	2021	2020
Distributions declared per Class AX share, net	\$ 0.16	\$ 0.16	\$ 0.31	\$ 0.31
Distributions declared per Class TX share, net	\$ 0.13	\$ 0.13	\$ 0.26	\$ 0.26
Distributions declared per Class IX share, net	\$ 0.15	\$ 0.15	\$ 0.30	\$ 0.30
Distributions declared per Class T share, net	\$ 0.13	\$ 0.13	\$ 0.26	\$ 0.26
Distributions declared per Class S share, net	\$ 0.13	\$ 0.13	\$ 0.26	\$ 0.26
Distributions declared per Class D share, net	\$ 0.15	\$ 0.15	\$ 0.30	\$ 0.30
Distributions declared per Class I share, net	\$ 0.16	\$ 0.16	\$ 0.31	\$ 0.31

7. RELATED PARTY TRANSACTIONS

The table below outlines fees and expense reimbursements incurred that are payable by the Company to the Advisor and the Hines Securities, Inc. (the "Dealer Manager"), Hines and its affiliates for the periods indicated below (in thousands):

Type and Recipient	Incurred				Unpaid as of	
	Three Months Ended June 30,		Six Months Ended June 30,		June 30, 2021	December 31, 2020
	2021	2020	2021	2020		
Selling Commissions- Dealer Manager ⁽¹⁾	\$ 1,030	\$ 658	\$ 1,660	\$ 2,304	\$ —	\$ —
Dealer Manager Fee- Dealer Manager	190	117	312	413	—	—
Distribution & Stockholder Servicing Fees- Dealer Manager	4,018	3,234	5,983	7,532	29,267	26,271
Organization and Offering Costs- the Advisor	1,586	987	2,359	1,850	5,493	6,263
Asset Management Fees- the Advisor	3,845	2,747	7,306	5,538	841	2,672
Other- the Advisor ⁽²⁾	1,497	692	866	1,054	720	1,249
Performance Participation Allocation- the Advisor ⁽³⁾	5,249	—	7,483	—	7,483	—
Interest expense- Hines and its affiliates ⁽⁴⁾	—	2	—	362	—	—
Property Management Fees- Hines and its affiliates	749	513	1,393	1,195	203	91
Development and Construction Management Fees- Hines and its affiliates	229	27	276	90	579	650
Leasing Fees- Hines and its affiliates	382	126	795	219	455	230
Expense Reimbursement- Hines and its affiliates (with respect to management and operations of the Company's properties) ⁽⁵⁾	2,050	1,843	4,175	3,759	(4,953) ⁽⁶⁾	1,869
Total	\$ 20,825	\$ 10,946	\$ 32,608	\$ 24,316	\$ 40,088	\$ 39,295

- (1) Some or all of these fees may be reallocated to participating broker dealers rather than being retained by the Dealer Manager.
- (2) Includes amounts the Advisor paid on behalf of the Company such as general and administrative expenses and acquisition-related expenses. These amounts are generally reimbursed to the Advisor during the month following the period in which they are incurred.
- (3) Through its ownership of the special limited partner interest in the Operating Partnership, the Advisor is entitled to an annual performance participation allocation of 12.5% of the Operating Partnership's total return. Total return is defined as distributions paid or accrued plus the change in net asset value of the Company's shares of common stock for the applicable period. This performance participation allocation is subject to the Company earning a 5% total return annually (as defined above), after considering the effect of any losses carried forward from the prior period (as defined in the Operating Partnership's agreement of limited partnership (the "Operating Partnership Agreement")). The performance participation allocation accrues monthly and is payable after the completion of each calendar year.
- (4) Includes amounts paid related to the Company's credit facility with Hines (the "Hines Credit Facility").
- (5) Includes amounts with respect to the management and operation of the Company's properties. These amounts are generally reimbursed to Hines and its affiliates during the month following the period in which they are incurred. Reimbursement of third party costs are not included in the incurred amounts.
- (6) As of June 30, 2021, the balance included \$5.5 million in receivables related to rents collected by the Hines-affiliated property manager at the international student housing properties, which were being held in the property manager controlled bank accounts.

8. FAIR VALUE MEASUREMENTS

Fair values determined by Level 1 inputs utilize quoted prices (unadjusted) in active markets for identical assets or liabilities the Company has the ability to access. Fair values determined by Level 2 inputs utilize inputs other than quoted prices included in Level 1 that are observable for the asset or liability, either directly or indirectly. Level 2 inputs include quoted prices for similar assets and liabilities in active markets and inputs other than quoted prices observable for the asset or liability, such as interest rates and yield curves observable at commonly quoted intervals. Level 3 inputs are unobservable inputs for the asset or liability, and include situations where there is little, if any, market activity for the asset or liability. In instances in which the inputs used to measure fair value may fall into different levels of the fair value hierarchy, the level in the fair value hierarchy within which the fair value measurement in its entirety has been determined is based on the lowest level

input significant to the fair value measurement in its entirety. The Company's assessment of the significance of a particular input to the fair value measurement in its entirety requires judgment, and considers factors specific to the asset or liability.

Financial Instruments Measured on a Recurring Basis

As described in [Note 5](#)—Derivative Instruments, the Company entered into several interest rate contracts as hedges against the variability of future interest rates on its variable interest rate borrowings. The valuation of these derivative instruments is determined based on assumptions that management believes market participants would use in pricing, using widely accepted valuation techniques including discounted cash flow analysis on the expected cash flows of each derivative. This analysis reflects the contractual terms of the derivatives, including the period to maturity, and uses observable market-based inputs, including interest rate curves and implied volatilities. The fair values of interest rate contracts have been determined using the market standard methodology of netting the discounted future fixed cash receipts (or payments) and the discounted expected variable cash payments (or receipts). The variable cash payments (or receipts) are based on an expectation of future interest rates (forward curves) derived from observable market interest rate curves.

Although the Company has determined the majority of the inputs used to value its interest rate contracts fall within Level 2 of the fair value hierarchy, the credit valuation adjustments associated with its derivatives utilize Level 3 inputs, such as estimates of current credit spreads, to evaluate the likelihood of default by the Company and its counterparties. In adjusting the fair values of its derivative contracts for the effect of nonperformance risk, the Company has considered the impact of netting and any applicable credit enhancements, such as collateral postings, thresholds and guarantees. However, as of June 30, 2021 and 2020, the Company has assessed the significance of the impact of the credit valuation adjustments on the overall valuation of its derivative positions and has determined that the credit valuation adjustments are not significant to the overall valuations of its derivatives. As a result, the Company has determined its derivative valuations are classified in Level 2 of the fair value hierarchy.

Additionally, as described in [Note 5](#)—Derivative Instruments, the Company has entered into foreign currency forward contracts as hedges against the variability of foreign exchange rates. The valuation of these forward contracts is determined based on assumptions that management believes market participants would use in pricing, using widely accepted valuation techniques, including discounted cash flow analysis on the expected cash flows of each derivative. This analysis reflects the contractual terms of the derivatives, including the period to maturity, and uses observable market-based inputs, including currency exchange rate curves and implied volatilities. The Company has determined its foreign currency forward contracts valuations are classified in Level 2 of the fair value hierarchy, as they are based on observable inputs but are not traded in active markets.

The Company holds investments in real estate-related securities, which consist of common equities, preferred equities and debt investments of publicly traded REITs. The Company has elected to classify these investments as trading securities and carry such investments at fair value. The following table summarizes activity for the Company's real estate-related securities measured at fair value on a recurring basis.

As of	Description	Basis of Fair Value Measurements			
		Fair Value of Assets	Quoted Prices In Active Markets for Identical Items (Level 1)	Significant Other Observable Inputs (Level 2)	Significant Unobservable Inputs (Level 3)
June 30, 2021	Investments in real estate-related securities	\$ 65,146	\$ 65,146	\$ —	\$ —
December 31, 2020	Investments in real estate-related securities	\$ 51,137	\$ 51,137	\$ —	\$ —

Financial Instruments Fair Value Disclosures

As of June 30, 2021, the Company estimated that the fair value of its notes payable, excluding deferred financing costs, which had a book value of \$1.1 billion, was \$1.1 billion. As of December 31, 2020, the Company estimated that the fair value of its notes payable, excluding deferred financing costs, which had a book value of \$885.5 million, was \$884.7 million. Management has utilized available market information such as interest rate and spread assumptions of notes payable with similar terms and remaining maturities, to estimate the amounts required to be disclosed. Although the Company has determined that the majority of the inputs used to value its notes payable fall within Level 2 of the fair value hierarchy, the credit quality adjustments associated with its fair value of notes payable utilize Level 3 inputs. However, the Company has assessed the significance of the impact of the credit quality adjustments on the overall valuations of the fair market value of its notes payable and has determined they are not significant. Other financial instruments not measured at fair value on a recurring basis include cash and cash equivalents, restricted cash, tenant and other receivables, accounts payable and accrued expenses, other liabilities, due to affiliates and distributions payable. The carrying value of these items reasonably approximates their fair value based on their highly-liquid nature and/or short-term maturities. Due to the short-term nature of these instruments, Level 1 inputs are utilized to estimate the fair value of the cash and cash equivalents and restricted cash and Level 2 inputs are utilized to estimate the fair value of the remaining financial instruments.

9. REPORTABLE SEGMENTS

As described previously, the Company invests the net proceeds from its public offerings into its portfolio of quality commercial real estate properties and other real estate investments throughout the United States and internationally. The Company's business consists of owning, operating, acquiring, developing, investing in, and disposing of real estate assets and all of the Company's consolidated revenues and property expenses are from these real estate properties.

Management evaluates the operating performance of each of its real estate properties at an individual investment level and considers each investment to be an operating segment. The Company has aggregated its operating segments into seven reportable segments: domestic office investments, domestic residential/living investments, domestic retail investments, domestic industrial investments, international industrial investments, international office investments, and international residential/living investments. In April 2020, the Company sold Bishop's Square, which comprised the international office investments reportable segment included in the tables below.

The tables below provide additional information related to each of the Company's segments (in thousands) and a reconciliation to the Company's net income (loss), as applicable. "Corporate-Level Accounts" includes amounts incurred by the corporate-level entities which are not allocated to any of the reportable segments.

	Three Months Ended June 30,		Six Months Ended June 30,	
	2021	2020	2021	2020
Revenues				
Domestic office investments	\$ 6,129	\$ 3,836	\$ 10,018	\$ 7,771
Domestic residential/living investments	5,242	4,908	10,374	9,314
Domestic retail investments	6,353	5,151	12,994	12,524
Domestic industrial investments	7,131	—	12,874	533
International industrial investments	13,925	10,723	28,002	21,758
International office investments	—	528	—	3,042
International residential/living investments	2,611	2,668	5,421	6,717
Total revenues	\$ 41,391	\$ 27,814	\$ 79,683	\$ 61,659

For the three and six months ended June 30, 2021 and 2020, the Company's total revenues were attributable to the following countries:

	Three Months Ended June 30,		Six Months Ended June 30,	
	2021	2020	2021	2020
Total revenues				
United States	60 %	49 %	58 %	49 %
The Netherlands	19 %	25 %	20 %	23 %
United Kingdom	12 %	13 %	13 %	14 %
Poland	4 %	5 %	4 %	4 %
Spain	3 %	1 %	3 %	— %
Germany	2 %	3 %	2 %	3 %
Ireland	— %	4 %	— %	7 %

For the three and six months ended June 30, 2021 and 2020, the Company's property revenues in excess of expenses by segment were as follows (in thousands):

	Three Months Ended June 30,		Six Months Ended June 30,	
	2021	2020	2021	2020
Revenues in excess of property expenses⁽¹⁾				
Domestic office investments	\$ 3,842	\$ 2,600	\$ 6,319	\$ 5,170
Domestic residential/living investments	3,010	2,461	5,741	4,757
Domestic retail investments	3,529	2,217	7,004	6,598
Domestic industrial investments	5,484	(3)	9,876	364
International industrial investments	8,981	6,718	17,417	13,386
International office investments	—	370	—	2,333
International residential/living investments	103	1,631	1,623	4,318
Total revenues in excess of property expenses	\$ 24,949	\$ 15,994	\$ 47,980	\$ 36,926

(1) Revenues less property operating expenses, real property taxes and property management fees.

As of June 30, 2021 and December 31, 2020, the Company's total assets by segment were as follows (in thousands):

	June 30, 2021	December 31, 2020
Assets		
Domestic office investments	\$ 373,263	\$ 120,757
Domestic residential/living investments	275,597	279,861
Domestic retail investments	284,658	282,550
Domestic industrial investments	446,368	240,854
International industrial investments	631,844	632,760
International office investments ⁽¹⁾	11,887	14,106
International residential/living investments	204,353	216,321
Corporate-level accounts	92,928	76,208
Total assets	\$ 2,320,898	\$ 1,863,417

(1) Comprised of cash and receivables related to post-closing activities at Bishop's Square, in accordance with the selling agreement. Once these post-closing activities are concluded, any remaining cash will be repatriated.

As of June 30, 2021 and December 31, 2020, the Company's total assets were attributable to the following countries:

	June 30, 2021	December 31, 2020
Total assets		
United States	63 %	54 %
United Kingdom	15 %	18 %
The Netherlands	14 %	17 %
Ireland	2 %	3 %
Poland	3 %	3 %
Germany	2 %	3 %
Spain	1 %	2 %

For the three and six months ended June 30, 2021 and 2020 the Company's reconciliation of the Company's revenues in excess of property expenses to the Company's net income (loss) is as follows (in thousands):

	Three Months Ended June 30,		Six Months Ended June 30,	
	2021	2020	2021	2020
Reconciliation to revenues in excess of property expenses				
Net income (loss)	\$ (11,694)	\$ 73,540	\$ (17,412)	\$ 115,292
Depreciation and amortization	24,916	14,457	44,943	30,686
Acquisition related expenses	15	274	15	291
Asset management fees	3,845	2,747	7,306	5,538
Performance participation allocation	5,249	—	7,483	—
General and administrative expenses	1,445	1,286	2,810	2,324
(Gain) loss on derivative instruments	185	(1,514)	276	(8,470)
(Gain) loss on investments in real estate-related securities	(5,750)	(3,136)	(9,089)	4,601
Gain on sale of real estate	(1,402)	(80,457)	(1,440)	(130,101)
Foreign currency (gains) losses	(1,397)	(1,374)	(367)	1,145
Interest expense	6,370	4,463	11,748	10,395
Interest and other income	(470)	(159)	(976)	(710)
(Benefit) provision for income taxes	3,637	(1,906)	2,683	(1,838)
Provision for income taxes related to sale of real estate	—	7,773	—	7,773
Total revenues in excess of property expenses	\$ 24,949	\$ 15,994	\$ 47,980	\$ 36,926

10. SUPPLEMENTAL CASH FLOW DISCLOSURES

Supplemental cash flow disclosures for the six months ended June 30, 2021 and 2020 (in thousands):

	Six Months Ended June 30,	
	2021	2020
Supplemental Disclosure of Cash Flow Information		
Cash paid for interest	\$ 10,191	\$ 9,686
Cash paid for income taxes	\$ 781	\$ 123
Cash paid for income taxes related to sale of real estate	\$ —	\$ 7,773
Supplemental Schedule of Non-Cash Investing and Financing Activities		
Distributions declared and unpaid	\$ 5,971	\$ 4,501
Distributions reinvested	\$ 16,314	\$ 13,618
Shares tendered for redemption	\$ 1,846	\$ 3,489
Non-cash net liabilities (assets) assumed	\$ 9,813	\$ 848
Offering costs payable to the Advisor	\$ 2,359	\$ 1,850
Distribution and stockholder servicing fees payable to the Dealer Manager	\$ 5,977	\$ 7,532
Accrued capital additions	\$ 3,615	\$ 961
Accrued acquisition costs	\$ 228	\$ 1,084

11. COMMITMENTS AND CONTINGENCIES

The Company may be subject to various legal proceedings and claims that arise in the ordinary course of business. These matters are generally covered by insurance. While the resolution of these matters cannot be predicted with certainty, management believes the final outcome of such matters will not have a material adverse effect on the Company's condensed consolidated financial statements.

12. SUBSEQUENT EVENTS

JPMorgan Facility Agreement Amendment

In July 2021, the Company entered into the Amended Revolving Credit Facility with JPMorgan to increase the capacity of the facility from \$425 million to \$725 million and make certain other changes. See [Note 4](#) for additional information regarding the Amended Revolving Credit Facility.

Item 2. Management's Discussion and Analysis of Financial Condition and Results of Operations

The following discussion and analysis of our financial condition and results of operations should be read in conjunction with our unaudited condensed consolidated financial statements and the notes thereto included in Item 1 in this Quarterly Report on Form 10-Q. The following discussion should also be read in conjunction with our audited consolidated financial statements and the notes thereto and "Management's Discussion and Analysis of Financial Condition and Results of Operations" included in our Annual Report on Form 10-K for the year ended December 31, 2020.

Cautionary Note Regarding Forward-Looking Statements

This Quarterly Report on Form 10-Q includes forward-looking statements within the meaning of Section 27A of the Securities Act of 1933 (the "Securities Act"), as amended, and Section 21E of the Securities Exchange Act of 1934, as amended (the "Exchange Act"), as amended. Such statements include statements concerning future financial performance and distributions, future debt and financing levels, acquisitions and investment objectives, payments to HGIT Advisors LP (the "Advisor"), and its affiliates and other plans and objectives of management for future operations or economic performance, or assumptions or forecasts related thereto as well as all other statements that are not historical statements. These statements are only predictions. We caution that forward-looking statements are not guarantees. Actual events or our investments and results of operations could differ materially from those expressed or implied in forward-looking statements. Forward-looking statements are typically identified by the use of terms such as "may," "should," "expect," "could," "intend," "plan," "anticipate," "estimate," "believe," "continue," "predict," "potential" or the negative of such terms and other comparable terminology.

The forward-looking statements included in this Quarterly Report on Form 10-Q are based on our current expectations, plans, estimates, assumptions and beliefs that involve numerous risks and uncertainties. Assumptions relating to the foregoing involve judgments with respect to, among other things, future economic, competitive and market conditions, the availability of future financing and future business decisions, all of which are difficult or impossible to predict accurately and many of which are beyond our control. Any of the assumptions underlying forward-looking statements could prove to be inaccurate. To the extent that our assumptions differ from actual results, our ability to meet such forward-looking statements, including our ability to generate positive cash flow from operations, pay distributions to our shareholders and maintain the value of any real estate investments and real estate-related investments in which we may hold an interest in the future, may be significantly hindered.

The following are some of the risks and uncertainties, which could cause actual results to differ materially from those presented in certain forward-looking statements:

- Risks associated with adverse changes in general economic or local market conditions, including the impact of the ongoing Coronavirus pandemic and efforts to prevent its spread, which may adversely affect the markets in which we and our tenants operate;
- Whether we will be successful in raising substantial additional capital, and whether we will have the opportunity to invest offering and distribution reinvestment plan proceeds to acquire properties or other investments rather than using such proceeds to redeem shares or for other purposes, and if proceeds are available for investment, our ability to make such investments in a timely manner and at appropriate amounts that provide acceptable returns;
- Competition for tenants and real estate investment opportunities, including competition with other programs sponsored by or affiliated with Hines Interests Limited Partnership ("Hines");
- Our reliance on our Advisor, Hines and affiliates of Hines for our day-to-day operations and the selection of real estate investments, and our Advisor's ability to attract and retain high-quality personnel who can provide service at a level acceptable to us;
- Our ability to complete acquisitions of properties under contract;
- Risks associated with conflicts of interests that result from our relationship with our Advisor and Hines, as well as conflicts of interests certain of our officers and directors face relating to the positions they hold with other entities;
- The potential need to fund tenant improvements, lease-up costs or other capital expenditures, as well as increases in property expenses and costs of compliance with environmental matters or discovery of previously undetected environmentally hazardous or other undetected adverse conditions at our properties;
- The availability and timing of distributions we may pay is uncertain and cannot be assured;

- Our distributions have been paid using cash flows from financing activities, including proceeds from our public offerings, as well as cash from the waiver of fees by our Advisor, and some or all of the distributions we pay in the future may be paid from similar sources or sources such as cash advances by our Advisor, cash resulting from a waiver or deferral of fees, borrowings and/or proceeds from our public offerings. When we pay distributions from sources other than our cash flow from operations, we will have less funds available for the acquisition of properties, and your overall return may be reduced;
- Risks associated with debt, our ability to secure financing and our ability to comply with covenants in our debt agreements;
- Catastrophic events, such as hurricanes, earthquakes, tornadoes and terrorist attacks; and our ability to secure adequate insurance at reasonable and appropriate rates;
- The failure of any bank in which we deposit our funds could reduce the amount of cash we have available to pay distributions and make additional investments;
- Changes in governmental, tax, real estate and zoning laws and regulations and the related costs of compliance and increases in our administrative operating expenses, including expenses associated with operating as a public company;
- International investment risks, including the burden of complying with a wide variety of foreign laws and the uncertainty of such laws, the tax treatment of transaction structures, political and economic instability, foreign currency fluctuations, and inflation and governmental measures to curb inflation may adversely affect our operations and our ability to make distributions;
- The lack of liquidity associated with our assets; and
- Our ability to continue to qualify as a real estate investment trust (“REIT”) for U.S. federal income tax purposes.

These risks are more fully discussed in, and all forward-looking statements should be read in light of, all of the risk factors under the heading “Risk Factors” in our Annual Report on Form 10-K for the year ended December 31, 2020.

You are cautioned not to place undue reliance on any forward-looking statements included in this Quarterly Report on Form 10-Q. All forward-looking statements are made as of the date of this Quarterly Report on Form 10-Q and the risk that actual results will differ materially from the expectations expressed in this Quarterly Report on Form 10-Q may increase with the passage of time. In light of the significant uncertainties inherent in the forward-looking statements included in this Quarterly Report on Form 10-Q, the inclusion of such forward-looking statements should not be regarded as a representation by us or any other person that the objectives and plans set forth in this Quarterly Report on Form 10-Q will be achieved. All subsequent written and oral forward-looking statements attributable to us or persons acting on our behalf are expressly qualified in their entirety by reference to these risks and uncertainties. Each forward-looking statement speaks only as of the date of the particular statement, and we do not undertake to update any forward-looking statement.

The Company

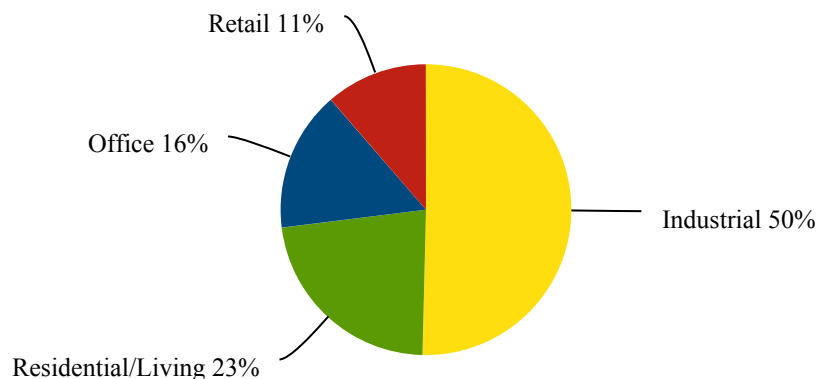
Hines Global Income Trust, Inc. (“Hines Global”), is a Maryland corporation formed to invest in a diversified portfolio of quality commercial real estate properties and other real estate investments located throughout the United States and internationally. Hines Global is sponsored by Hines Interests Limited Partnership (“Hines”), a fully integrated global real estate investment and management firm that has acquired, developed, owned, operated and sold real estate for over 60 years. The Company has elected to be taxed as a REIT for U.S. federal income tax purposes beginning with its taxable year ended December 31, 2015.

We raise capital for our investments through public offerings of our common stock. We intend to conduct a continuous public offering with unlimited duration by registering a series of consecutive public offerings with the Securities and Exchange Commission (“SEC”). We commenced our initial public offering of up to \$2.5 billion in shares of our common stock (the “Initial Offering”) in August 2014 and commenced our second public offering of up to \$2.5 billion in shares of common stock including \$500.0 million of shares offered under our distribution reinvestment plan (the “Second Offering”) in December 2017 immediately following the termination of the Initial Offering. As a result of the changing landscape in the non-traded REIT industry, the Second Offering reflects a restructuring (the “Restructuring”), which resulted in a reduction of many of the fees payable to our Advisor and Hines Securities, Inc., the dealer manager for our public offerings (the “Dealer Manager”). Consistent with our strategy of providing a continuous public offering, we launched our third public offering of up to \$2.5 billion in shares of common stock, including \$500.0 million of shares offered under our distribution reinvestment plan (the “Third Offering”) on June 2, 2021, which had its first monthly closing on July 1, 2021. The second public offering was terminated immediately prior to the commencement of our Third Offering on June 2, 2021. As of August 16, 2021, we had

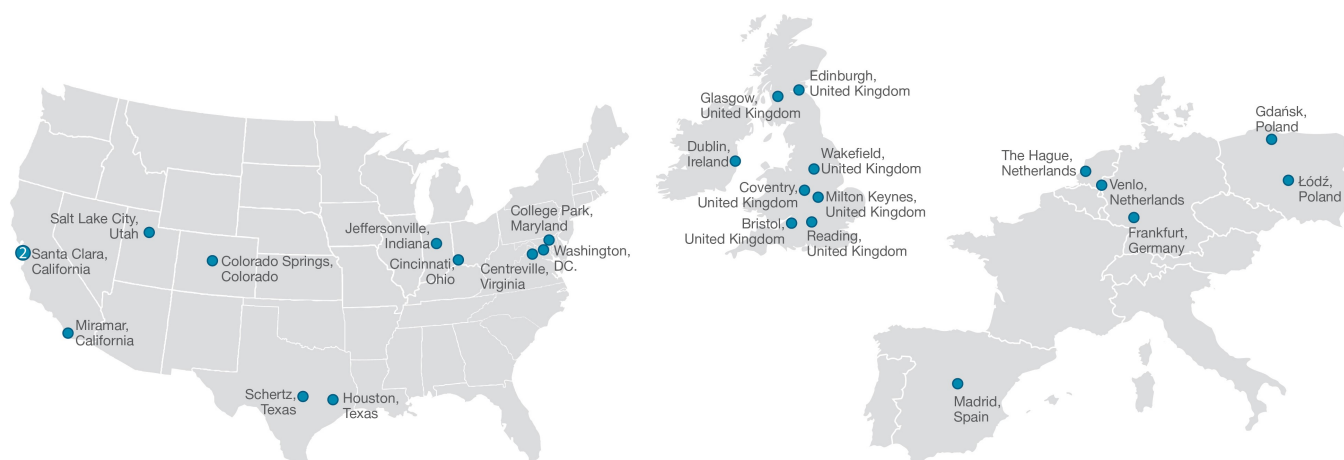
received aggregate gross offering proceeds of \$1.5 billion from the sale of 143.5 million shares through our public offerings, including shares issued pursuant to our distribution reinvestment plan.

Portfolio Highlights

We intend to continue to meet our primary investment objectives by investing in a portfolio of quality commercial real estate properties and other real estate investments that relate to properties that are generally diversified by property type, geographic area, lease expirations and tenant industries. As of June 30, 2021, we owned interests in 26 real estate investments consisting of 12.9 million square feet of leasable space that was 95% leased. The following chart depicts the percentage of our portfolio's investment types based on the estimated value of each real estate investment as of June 30, 2021 ("Estimated Values"), which are consistent with the values used to determine our net asset value ("NAV") per share on that date.



The following charts depict the location of our real estate investments as of June 30, 2021. Approximately 59% of our portfolio is located throughout the United States and approximately 41% is located internationally, based on the Estimated Values.



The following table provides additional information regarding each of our properties and is presented as of June 30, 2021 except as described in the footnotes below.

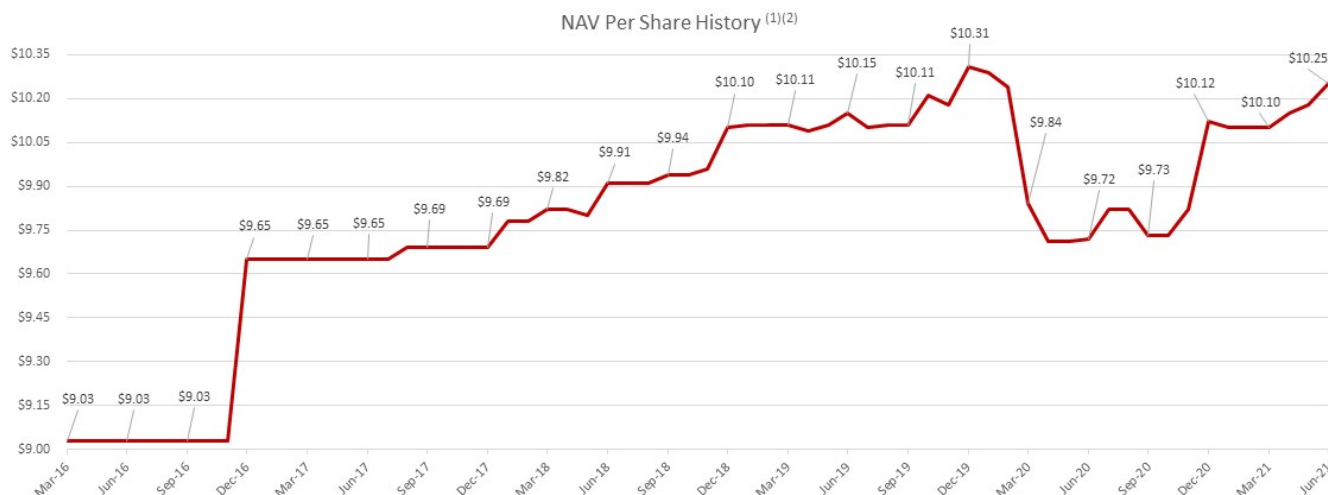
Property	Location	Date Acquired/ Net Purchase Price (in millions) ⁽¹⁾	Estimated Going-in Capitalization Rate ⁽²⁾	Leasable Square Feet	Percent Leased
Domestic Office					
Cottonwood Corporate Center	Salt Lake City, Utah	7/2016; \$139.2	6.9%	486,322	93 %
1015 Half Street	Washington D.C.	5/2021; \$223.3	5.6%	396,344	95 %
Total Domestic Office				882,666	94 %
Domestic Residential/Living					
Venue Museum District	Houston, Texas	9/2018; \$72.9	3.9%	294,964	97 %
The Alloy	College Park, Maryland	11/2019; \$98.0	5.0%	230,902	98 %
The Emerson	Centreville, Virginia	1/2020; \$117.0	4.5%	328,341	96 %
Total Domestic Residential/Living				854,207	97 %
Domestic Retail					
Rookwood	Cincinnati, Ohio	1/2017; \$193.7	6.0%	600,071	86 %
Promenade Shops at Briargate	Colorado Springs, Colorado	9/2019; \$93.2	7.7%	236,539	88 %
Total Domestic Retail				836,610	87 %
Domestic Industrial					
Advanced Manufacturing Portfolio	Santa Clara, California	8/2020; \$107.0	6.1%	417,023	96 %
6000 Schertz Parkway	Schertz, Texas	12/2020; \$129.2	5.2%	1,262,294	100 %
5301 Patrick Henry Drive	Santa Clara, California	2/2021; \$68.0	5.4%	129,199	100 %
900 Patrol Road	Jeffersonville, Indiana	5/2021; \$98.7	5.5%	1,015,740	100 %
Miramar Activity Business Center	Miramar, California	6/2021; \$41.0	5.2%	161,168	89 %
Total Domestic Industrial				2,985,424	99 %
International Industrial					
<i>Central Europe Industrial</i>					
Fresh Park Venlo	Venlo, Netherlands	10/2018; \$136.3	6.7%	2,960,657	92 %
Maintal Logistics	Frankfurt, Germany	12/2018; \$43.8	5.7%	387,264	96 %
ABC Westland	The Hague, Netherlands	5/2019; \$142.8	6.2%	1,515,062	96 %
Gdańsk PL II	Gdańsk, Poland	9/2019; \$29.9	6.7%	346,996	100 %
Łódź Urban Logistics	Łódź, Poland	9/2019; \$25.2	6.6%	389,233	100 %
Madrid Airport Complex	Madrid, Spain	6/2020; \$33.2	12.7%	467,014	100 %
Total Central Europe Industrial				6,066,226	95 %
<i>U.K. Industrial</i>					
Charles Tyrwhitt DC	Milton Keynes, United Kingdom	11/2019; \$19.9	5.7%	145,452	100 %
DSG Bristol	Bristol, United Kingdom	11/2019; \$47.0	5.0%	269,089	100 %
Royal Mail	Edinburgh, United Kingdom	12/2019; \$33.4	5.3%	212,028	100 %
Wakefield Logistics	Wakefield, United Kingdom	7/2020; \$25.6	5.5%	207,115	100 %
Cross Point Business Park	Coventry, United Kingdom	12/2020; \$22.8	4.7%	146,652	100 %
Total U.K. Industrial				980,336	100 %
Total International Industrial				7,046,562	96 %
International Residential/Living					
Montrose Student Residences	Dublin, Ireland	3/2017; \$40.6	5.5%	53,835	17 % ⁽³⁾
Queen's Court Student Residences	Reading, United Kingdom	10/2017; \$65.3	6.2%	79,115	42 % ⁽⁴⁾
Glasgow West End	Glasgow, United Kingdom	9/2019; \$89.5	5.5%	113,389	98 % ⁽⁴⁾
Total International Residential/Living				246,339	62 %
Total for All Investments				12,851,808	95 %

(1) For acquisitions denominated in a foreign currency, amounts have been translated to U.S. dollars at a rate based on the exchange rate in effect on the acquisition date.

- (2) The estimated going-in capitalization rate is determined as of the date of acquisition by dividing the projected property revenues in excess of expenses for the first fiscal year by the net purchase price (excluding closing costs and taxes). Property revenues in excess of expenses includes all projected operating revenues (rental income, tenant reimbursements, parking and any other property-related income) less all projected operating expenses (property operating and maintenance expenses, property taxes, insurance and property management fees). The projected property revenues in excess of expenses includes assumptions which may not be indicative of the actual future performance of the property, including the assumption that the tenants will perform under their lease agreements during the 12 months following our acquisition of the properties and assumptions concerning estimates of timing and rental rates related to re-leasing vacant space.
- (3) In August 2020, we proactively closed the residential accommodations at Montrose, our student housing property located in Ireland, in order to more efficiently perform renovations including the replacement of certain building safety equipment systems. During the six months ended June 30, 2021, we expanded the scope of the overall renovation beyond what was originally planned for the project. We currently estimate the total renovation cost to be approximately \$26.0 million to \$28.0 million, and expect the renovation to be completed by May 2022. As a result of this closure, we expect a reduction of revenues in excess of property expenses of approximately \$3.0 million to \$4.0 million compared to prior years.
- (4) Represents the projected occupancy for these projects for the Fall 2021 semester based on leases signed to date. Leases at student housing properties are signed in advance of an academic year and units in our student housing properties are considered occupied if we have a signed lease for the unit for the academic year and have not issued a refund for the unit even if the property is not physically occupied. Our international student housing properties have been significantly impacted by the Coronavirus pandemic as a result of school closures, which resulted in refunded rent during the year ended December 31, 2020 following the closing of nearby universities for the remainder of the 2019/2020 school year, as well as additional refunds granted from January through May 2021 in response to the closing of in-campus learning in early 2021 by local governments. If there are additional school closures related to the Coronavirus pandemic in the future, we could be required to issue additional refunds, which would result in our actual occupancy differing from the projections included in the table above.

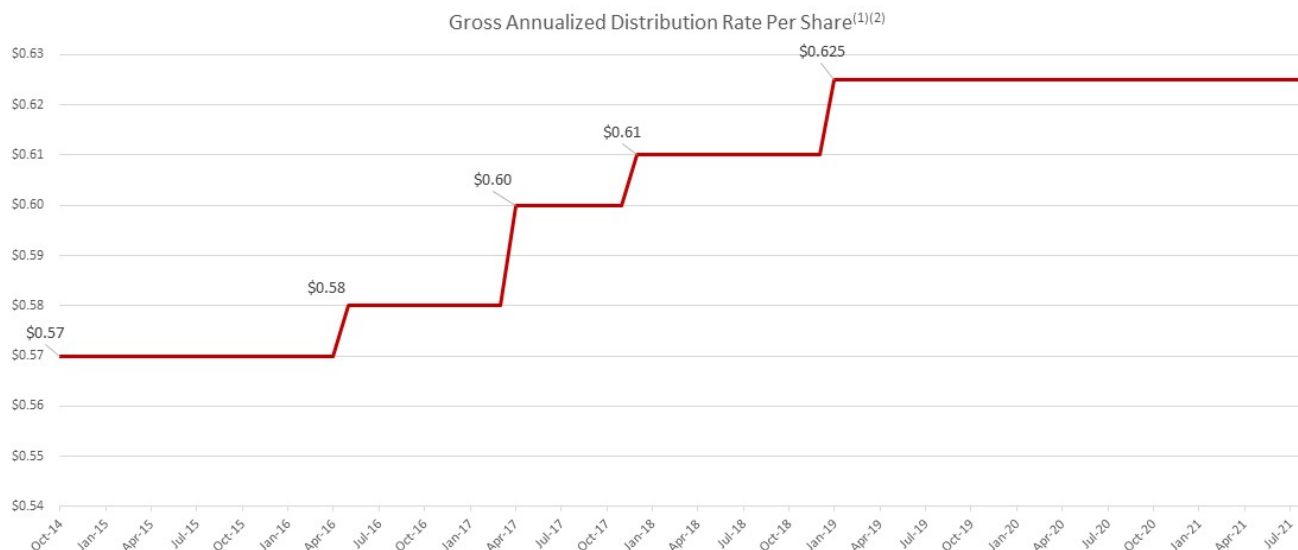
NAV and Distributions

We began determining a net asset value (“NAV”) per share on a monthly basis in January 2018. Since that time, our NAV per share has increased from \$9.78 in the beginning of 2018 to \$10.24 as of February 29, 2020. As illustrated in the chart below, the NAV per share fell to a low of \$9.71 as of April 30, 2020 before increasing to \$10.25 as of June 30, 2021. As described elsewhere in this Quarterly Report on Form 10-Q, the Coronavirus pandemic has had, and may continue to have, an adverse impact on global commercial activity. While it is difficult to ascertain the long term impact it will have on commercial real estate markets and our investments, it presents material uncertainty and risk with respect to the current and future performance and value of our investments. Investments in real properties and real estate-related securities have not been immune to the impact of the pandemic, which was the primary cause of the decline in our NAV during 2020. Set forth below is additional historical information regarding our NAV per share since February 29, 2016 (the date as of which our board of directors first determined an NAV per share).



1. Please see our Current Report on Form 8-K filed with the SEC on July 16, 2021 for additional information concerning the methodology used to determine, and the limitations of, the NAV per share as of June 30, 2021. Please see our Annual Reports on Form 10-K for the years ended December 31, 2020, 2019, 2018, and 2017 as well as our Current Reports on Form 8-K for additional information concerning the NAV per share determined as of prior dates.
2. Our board of directors determined an NAV per share of \$9.03 as of February 29, 2016. Prior thereto, \$8.92 was considered to be the “net investment value” per share of our common stock, which was equal to the offering price per share of \$10.00 in effect at that time, as arbitrarily determined by our board of directors, net of the applicable selling commissions, dealer manager fees and issuer costs.

We declare distributions monthly with the authorization of our board of directors. Set forth below is information regarding our historical gross annualized distribution rate, excluding any applicable distribution and stockholder servicing fees, since October 1, 2014 (the date our board first authorized distributions to be declared). As illustrated in the chart below, our gross annualized distribution rate has remained at \$0.625 per share since January 2019. As described previously, the Coronavirus pandemic has had adverse effects on the operations of several of our real estate investments, which could affect our ability to maintain the current distribution rate.



1. With the authorization of our board of directors, we declared distributions as of daily record dates and paid them on a monthly basis through December 31, 2017. Beginning in January 2018, we began declaring, and intend to continue to declare, distributions as of monthly record dates and pay them on a monthly basis.
2. We have not generated and we may continue to be unable to generate sufficient cash flows from operations to fully fund distributions. Therefore, some or all of our distributions have been and may continue to be paid, and during the offering phase, are likely to be paid at least partially from other sources, such as proceeds from the sales of assets, proceeds from our debt financings, proceeds from our public offerings, cash advances by our Advisor and/or cash resulting from a waiver or deferral of fees. See “—Financial Condition, Liquidity and Capital Resources” for additional information concerning our distributions.

Performance Summary of Share Classes

The tables presented below disclose the total returns for each of our share classes. The total returns shown reflect the percent change in the NAV per share from the beginning of the applicable period, plus the amount of any distribution per share declared during the period. The total returns shown are calculated assuming reinvestment of distributions pursuant to our distribution reinvestment plan, are derived from unaudited financial information, and are net of all Hines Global expenses, including general and administrative expenses, transaction-related expenses, management fees, the performance participation allocation, and share class specific fees, but exclude the impact of early redemption deductions on the redemption of shares that have been outstanding for less than one year. Total returns would be lower if calculated assuming that distributions were not reinvested. The returns have been prepared using unaudited data and valuations of the underlying investments in our portfolio, which are estimates of fair value and form the basis for our NAV per share. Valuations based upon unaudited reports from the underlying investments may be subject to later adjustments, may not correspond to realized value and may not accurately reflect the price at which assets could be liquidated. Past performance is not a guarantee of future results. Actual returns realized by individual stockholders will vary.

The table below discloses the total returns for the classes of shares that are available for investment:

As of June 30, 2021

Shares Class ⁽¹⁾	1-Year	3-Year	ITD
Class I Shares ⁽²⁾	12.24 %	7.59 %	8.11 %
Class D Shares ⁽²⁾	11.96 %	7.33 %	7.85 %
Class S Shares (No Sales Load) ⁽³⁾	11.14 %	6.53 %	7.04 %
Class S Shares (With Sales Load) ⁽⁴⁾	7.27 %	5.27 %	5.96 %
Class T Shares (No Sales Load) ⁽³⁾	11.14 %	6.53 %	7.04 %
Class T Shares (With Sales Load) ⁽⁴⁾	7.27 %	5.27 %	5.96 %

- (1) The inception date for Class I, Class D, Class S and Class T Shares is December 6, 2017.
- (2) Class I Shares and Class D Shares are sold without an upfront sales load.
- (3) Class S Shares and Class T Shares listed as (No Sales Load) exclude up-front selling commissions and dealer manager fees.
- (4) Class S Shares and Class T Shares listed as (With Sales Load) reflect the returns after the maximum up-front selling commission and dealer manager fees, which total 3.5% for both share classes.

The table below discloses the total returns for the classes of shares that were sold in the Initial Offering, but are no longer available for investment:

As of June 30, 2021

Shares Class ⁽¹⁾	1-Year	3-Year	5-Year	ITD
Class AX Shares (No Sales Load)	12.24 %	7.59 %	9.15 %	8.58 %
Class AX Shares (With Sales Load)	N/A	N/A	6.69 %	6.76 %
Class TX Shares (No Sales Load)	11.14 %	6.53 %	8.07 %	7.93 %
Class TX Shares (With Sales Load)	N/A	N/A	6.85 %	6.87 %
Class IX Shares (No Sales Load)	11.96 %	7.33 %	N/A	7.69 %
Class IX Shares (With Sales Load)	N/A	N/A	N/A	7.48 %

- (1) The inception date for Class AX Shares, Class TX Shares, and Class IX Shares are October 1, 2014, September 1, 2015, and May 1, 2017, respectively.

Critical Accounting Policies

Each of our critical accounting policies involve the use of estimates that require management to make assumptions that are subjective in nature. Management relies on its experience, collects historical and current market data, and analyzes these assumptions in order to arrive at what it believes to be reasonable estimates. In addition, application of these accounting policies involves the exercise of judgment regarding assumptions as to future uncertainties. Actual results could materially differ from these estimates. For a discussion of significant accounting policies, see [Note 2](#)—Summary of Significant Accounting Policies to the accompanying condensed consolidated financial statements. Also, a disclosure of our critical accounting policies is included in our Annual Report on Form 10-K for the year ended December 31, 2020 under the heading “Management’s Discussion and Analysis of Financial Condition and Results of Operations.” There have been no significant changes to our policies during 2021.

Financial Condition, Liquidity and Capital Resources

Our principal demands for funds are to make real estate investments, including investments in real estate-related securities and capital expenditures, for the payment of operating expenses and distributions, and for the payment of principal and interest on any indebtedness we incur. Generally, we expect to meet operating cash needs from our cash flows from operating activities, and we expect to fund our investments using proceeds from our public offerings, debt proceeds and proceeds from the sales of real estate investments.

As of June 30, 2021 our portfolio was approximately 47% leveraged, based on the Estimated Values of our real estate investments owned as of that date, with a weighted average interest rate of 1.99%. We generally expect our debt financing, including our pro rata share of the debt financing of entities in which we invest, will be in the range of approximately 40% to 60% of the aggregate value of our real estate investments and other assets. Financing for acquisitions and investments may be obtained at the time an asset is acquired or an investment is made or at such later time as determined to be appropriate. In addition, debt financing may be used from time to time for property improvements, lease inducements, tenant improvements, purchase of real estate-related securities and other working capital needs, including the payment of distributions and redemptions.

Notwithstanding the above, depending on market conditions and other factors, we may choose not to place debt on our portfolio or our assets and may choose not to borrow to finance our operations or to acquire properties. Any indebtedness we do incur will likely be subject to continuing covenants, and we will likely be required to make continuing representations and warranties about our company in connection with such debt. Moreover, some or all of our debt may be secured by some or all of our assets. If we default in the payment of interest or principal on any such debt, breach any representation or warranty in connection with any borrowing or violate any covenant in any loan document, our lender may accelerate the maturity of such debt requiring us to immediately repay all outstanding principal. If we are unable to make such payment, our lender could foreclose on our assets that are pledged as collateral to such lender. The lender could also sue us or force us into bankruptcy. Any such event would have a material adverse effect on the value of an investment in our common shares.

The Coronavirus pandemic had an adverse impact on our liquidity and capital resources for the year ended December 31, 2020, which resulted from reduced rent collections at our retail properties, rent refunds at our international student housing properties and a reduction of capital raised from the Second Offering as compared to prior periods.

Despite these adverse effects, our liquidity position was bolstered by the sale of three properties in the first half of 2020, and our capital raising efforts improved significantly during the second half of 2020. As a result, we acquired five real estate investments during the second half of 2020 and four real estate investments during the first half of 2021 using offering proceeds along with debt capital. We expect proceeds from our public offerings, available capacity on our credit facilities and mortgage financing to provide sufficient capital to fund near-term cash needs, including the acquisitions of additional real estate investments during 2021. See [Note 2](#)—Summary of Significant Accounting Policies for additional information.

The following discussions provide additional details regarding our cash flows.

Cash Flows from Operating Activities

Our real estate properties generate cash flow in the form of rental revenues, which are used to pay leasing costs, property-level operating expenses, and interest payments. Additionally, we incur corporate level expenses such as general and administrative expenses, asset management fees, and the performance participation allocation.

Cash flows from operating activities for the six months ended June 30, 2021 increased by \$20.7 million as compared to the same period in the prior year. We generally expect cash flows from operating activities to increase each year as we continue to acquire additional properties. However, some of these increases in the current year were offset by the effect of three dispositions of real estate investments completed during 2020, including the payment of \$7.8 million of taxes related to the sale of Bishop's Square in April 2020. Additionally, cash flows from operating activities were higher in the current year since no performance participation allocation was paid to our Advisor during 2021. We paid a performance participation allocation to our Advisor of \$7.7 million in 2020, which was earned by our Advisor during 2019.

Cash Flows from Investing Activities

Net cash used in investing activities for the six months ended June 30, 2021 and from investing activities for the six months ended June 30, 2020 were primarily due to the following:

Six months ended June 30, 2021

- Payment of \$436.8 million, primarily related to the acquisition of four real estate investments.
- Capital expenditures of approximately \$5.6 million at our real estate properties.
- Payments of \$32.3 million to purchase real estate-related securities, including \$5.0 million of additional offering proceeds invested into our real estate-related securities portfolio. We also received proceeds of \$27.3 million from the sales of these securities.

Six months ended June 30, 2020

- Payment of \$164.1 million, primarily related to the acquisitions of three real estate investments.
- Capital expenditures of approximately \$4.6 million at our real estate properties.
- We received proceeds of \$340.5 million from the sale of the Domain Apartments in January 2020, Goodyear Crossing II in February 2020 and Bishop's Square in April 2020. We sold the Domain Apartments for a contract sales price of \$80.1 million and we acquired the Domain Apartments in January 2016 for a net purchase price of \$58.1 million. We sold Goodyear Crossing II for a contract sales price of \$72.0 million and we acquired Goodyear Crossing II in August 2016 for a net purchase price of \$56.2 million. We sold Bishop's Square for a contract sales price of €181.6 million (approximately \$198.0 million assuming a rate of \$1.09 per EUR as of the date of transaction) and we acquired Bishop's Square in March 2015 for \$92.0 million (approximately \$103.5 million assuming a rate of \$1.13 per EUR as of the acquisition date). Proceeds from these sales were used to pay off the secured debt outstanding on the two real estate investments in full as well as to fund additional real estate investments.
- Payments of \$24.6 million to purchase real estate-related securities, including \$5.0 million of additional offering proceeds invested into our real estate-related securities portfolio. We also received proceeds of \$18.8 million from the sales of real estate-related securities.

Cash Flows from Financing Activities

Public Offerings

We raised gross proceeds of \$223.9 million and \$147.9 million from our Second Offering during the six months ended June 30, 2021 and 2020, respectively, excluding proceeds from the distribution reinvestment plan. In addition, during the six months ended June 30, 2021 and 2020, we redeemed \$26.6 million and \$15.0 million in shares of our common stock pursuant to our share redemption program, respectively. We launched our Third Offering on June 2, 2021, which had its first monthly closing on July 1, 2021. Our Second Offering was terminated immediately prior to the commencement of our Third Offering.

In addition to the investing activities described previously, we use proceeds from our public offerings to make certain payments to our Advisor, our Dealer Manager and Hines and its affiliates during the various phases of our organization and operation which include, without limitation, payments to our Dealer Manager for selling commissions, dealer manager fees, distribution and stockholder servicing fees and payments to our Advisor for reimbursement of organization and offering costs. During the six months ended June 30, 2021 and 2020, we made payments of \$5.0 million and \$5.5 million, respectively, for selling commissions, dealer manager fees and distribution and stockholder servicing fees related to our public offerings. The change in these fees is generally attributable to the amount of offering proceeds raised, but is also impacted by variations in the amount of each share class sold during the year. During the six months ended June 30, 2021 and 2020, we reimbursed our Advisor \$3.1 million and \$2.9 million, respectively, for organization and offering costs.

Distributions

With the authorization of our board of directors, we declared distributions monthly from January 2020 through August 2021 at a gross distribution rate of \$0.05208 per month (\$0.625 annualized) for each share class less any applicable distribution and stockholder servicing fees. Distributions are made on all classes of the Company's common stock at the same time. All distributions were or will be paid in cash or reinvested in shares of the Company's common stock for those participating in our distribution reinvestment plan and have been or will be paid or issued, respectively, on the first business day following the completion of the month to which they relate. Distributions reinvested pursuant to our distribution reinvestment plan were or will be reinvested in shares of the same class as the shares on which the distributions are made. Some or all of the cash distributions may be paid from sources other than cash flows from operations, as described below.

Distributions paid to stockholders during the six months ended June 30, 2021 and 2020 were \$31.8 million and \$25.2 million, respectively, including those reinvested in shares pursuant to our distribution reinvestment plan. We have not generated and we may continue to be unable to generate sufficient cash flows from operations to fully fund distributions paid. Therefore, some or all of our distributions have been and may continue to be paid at least partially from other sources, such as proceeds from the sales of assets, proceeds from our debt financings, proceeds from our public offerings, cash advances by our Advisor and/or cash resulting from a waiver or deferral of fees. We have not placed a cap on the amount of distributions that may be paid from any of these sources. For example, for the six months ended June 30, 2021 and June 30, 2020, we funded 73% and 100% of total distributions with cash flows from investing activities, which include proceeds from the sale of real estate.

The following table outlines our total distributions declared to stockholders for each quarter during 2021 and 2020, including the breakout between the distributions declared in cash and those reinvested pursuant to our distribution reinvestment plan (in thousands, except percentages).

Distributions for the Three Months Ended	Stockholders			Distributions Paid With Cash Flows From Operating Activities ⁽¹⁾	
	Cash Distributions	Distributions Reinvested	Total Declared		
2021					
June 30, 2021	\$ 8,378	\$ 8,915	\$ 17,293	\$ 3,583	21 %
March 31, 2021	7,615	7,978	15,593	5,215	33 %
Total	\$ 15,993	\$ 16,893	\$ 32,886	\$ 8,798	27 %
2020					
December 31, 2020	\$ 6,981	\$ 7,531	\$ 14,513	\$ 8,056	55 %
September 30, 2020	6,486	7,309	13,795	13,721	99 %
June 30, 2020	6,262	7,190	13,452	—	— %
March 31, 2020	5,669	6,732	12,401	—	— %
Total	\$ 25,398	\$ 28,762	\$ 54,161	\$ 21,777	40 %

(1) Includes distributions paid to noncontrolling interests.

Debt Financings

As mentioned above under “—Financial Condition, Liquidity and Capital Resources,” our portfolio was approximately 47% leveraged as of June 30, 2021 (based on the most recent valuations of our real estate investments). Our total loan principal outstanding had a weighted average interest rate of 1.99% as of June 30, 2021. Below is additional information regarding our loan activity for the six months ended June 30, 2021 and 2020. See [Note 4](#)—Debt Financing for additional information regarding our outstanding debt and our interest rate exposure.

Six months ended June 30, 2021

- We received proceeds from notes payable of \$376.5 million, which is comprised primarily of \$253.0 million in draws on our Revolving Credit Facility and \$108.0 million from a bridge loan with JPMorgan. These proceeds were used primarily to provide cash for the four acquisitions during the period.
- We made payments on notes payable of \$107.4 million, which included \$105.0 million in payments on our Revolving Credit Facility as well as principal payments of \$2.4 million relating to our permanent mortgage financing. Our Revolving Credit Facility had an outstanding balance of \$388.0 million as of June 30, 2021.

Six months ended June 30, 2020

- We received proceeds of \$76.0 million from draws on our Revolving Credit Facility and mortgage financing. We used these proceeds primarily to provide cash for the acquisition of real estate investments during the period. We borrowed \$59.0 million and made payments of \$123.0 million on the Revolving Credit Facility during the period, resulting in an outstanding balance of \$40.0 million as of June 30, 2020.
- We made payments of \$248.8 million on notes payable, which includes payments of \$123.0 million on the Revolving Credit Facility, and the repayment of outstanding balances of our secured debt relating to the Domain Apartments, Goodyear Crossing II, and Bishop’s Square, using the proceeds from the sales of the properties.
- We repaid the \$75.0 million outstanding balance under the Hines Credit Facility in April 2020. No amounts have been outstanding under this facility since that time.

Results of Operations

Three months ended June 30, 2021 compared to the three months ended June 30, 2020

The table below includes information regarding changes in our results of operations for the three months ended June 30, 2021 compared to the three months ended June 30, 2020, including explanations for significant changes and any significant or unusual activity. As described more completely below, most amounts increased in 2021 compared to 2020 as a result of additional capital raised and invested in real estate, as offset by recent property dispositions. All amounts are in thousands, except for percentages:

	Three Months Ended June 30,		Change	
	2021	2020	\$	%
Revenues:				
Rental revenue	\$ 40,424	\$ 27,001	\$ 13,423	50 %
Other revenue	967	813	154	19 %
Total revenues	41,391	27,814	13,577	49 %
Expenses:				
Property operating expenses	10,239	7,139	3,100	43 %
Real property taxes	4,777	3,489	1,288	37 %
Property management fees	1,426	1,192	234	20 %
Depreciation and amortization	24,916	14,457	10,459	72 %
Acquisition related expenses	15	274	(259)	(95)%
Asset management fees	3,845	2,747	1,098	40 %
Performance participation allocation	5,249	—	5,249	100 %
General and administrative expenses	1,445	1,286	159	12 %
Total expenses	51,912	30,584	21,328	70 %
Other income (expenses):				
Gain (loss) on derivative instruments	(185)	1,514	(1,699)	(112)%
Gain (loss) on investments in real estate-related securities	5,750	3,136	2,614	83 %
Gain on sale of real estate	1,402	80,457	(79,055)	(98)%
Foreign currency gains (losses)	1,397	1,374	23	2 %
Interest expense	(6,370)	(4,463)	(1,907)	43 %
Interest and other income	470	159	311	196 %
Income (loss) before benefit (provision) for income taxes	(8,057)	79,407	(87,464)	(110)%
Benefit (provision) for income taxes	(3,637)	1,906	(5,543)	(291)%
Provision for income taxes related to sale of real estate	—	(7,773)	7,773	100 %
Net income (loss)	\$ (11,694)	\$ 73,540	\$ (85,234)	(116)%

* Not a meaningful percentage

Total revenues: The increase in total revenues is primarily due to the additional real estate investments acquired between June 30, 2020 and June 30, 2021. During that time, we acquired eight real estate investments since June 30, 2020 and had a portfolio of 26 real estate investments as of June 30, 2021 that contained 12.9 million leasable square feet, of which 95% was leased. Additionally, total revenues of our same-store properties increased \$2.7 million for the three months ended June 30, 2021 compared to the same period in 2020. Please refer to our “Same Store Analysis” below for additional discussion on the results of operations of our portfolio.

Property operating expenses: The increase in property operating expenses is primarily due to our significant acquisition activity since June 30, 2020, as described above. Property operating expenses of our same-store properties increased \$2.0 million for the three months ended June 30, 2021 compared to the same period in 2020. Please refer to our “Same Store Analysis” below for additional discussion on the results of operations of our portfolio.

Real property taxes: The increase in real property taxes is primarily due to our significant acquisition activity since June 30, 2020, as described above. Real property taxes of our same-store properties decreased \$164,000 for the three months ended June 30, 2021 compared to the same period in 2020. Please refer to our “Same Store Analysis” below for additional discussion on the results of operations of our portfolio.

Property management fees: The increase in property management fees is primarily due to our significant acquisition activity since June 30, 2020, as described above. Property management fees of our same-store properties increased \$77,000 for the three months ended June 30, 2021 compared to the same period in 2020. Please refer to our “Same Store Analysis” below for additional discussion on the results of operations of our portfolio.

Depreciation and amortization: The increase in depreciation and amortization expense is primarily due to the additional real estate investments acquired since June 30, 2020, offset by dispositions of three real estate investments during the year ended December 31, 2020.

Asset management fees: Asset management fees are charged based on the aggregate valuation of our real estate investments, as most recently determined in connection with the determination of our NAV. The increase in these fees is primarily due to the additional real estate investments made since June 30, 2020, as previously described.

Performance participation allocation: The increase in performance participation allocation is primarily due to increases in our NAV per share during 2021. The performance participation allocation was not earned by our Advisor for the year ended December 31, 2020 as a result of a decline in our NAV per share during 2020. Please see [Item 2](#)—Management’s Discussion and Analysis—NAV and Distributions for additional information concerning the change in NAV per share.

General and administrative expenses: General and administrative expenses increased primarily due to increased legal costs and shareholder costs. We generally expect our general and administrative expenses to continue to increase as we continue raising capital from our public offerings.

Gain (loss) on derivative instruments: We enter into interest rate hedging instruments in order to limit our exposure against the variability of future interest rates on our variable interest rate borrowings as well as foreign currency forward contracts as economic hedges against the variability of foreign exchange rates. During the three months ended June 30, 2021, such losses were primarily related to the position of our foreign currency forward contracts.

Gain (loss) on investments in real estate-related securities: We hold investments in real estate-related securities which consist of common equities, preferred equities and debt investments of publicly traded REITs. These amounts include realized gains (losses) related to securities sold during the year and unrealized gains (losses) based on values determined on a recurring basis. We incurred realized and unrealized losses during 2020 resulting from stock market declines related to the Coronavirus pandemic. Performance has been significantly better during 2021, and we have experienced realized and unrealized gains for the three months ended June 30, 2021. For further detail on the gains and losses relating to our investments in real estate-related securities, see [Note 2](#)—Significant Accounting Policies in the notes to the accompanying financial statements.

Gain on sale of real estate: We acquired Bishop’s Square in March 2015 for €92.0 million (approximately \$103.5 million assuming a rate of \$1.13 per EUR as of the acquisition date) and we sold Bishop’s Square in April 2020 for €181.6 million (approximately \$198.0 million assuming a rate of \$1.09 per EUR as of the date of the transaction). We recognized a gain on sale of this asset of \$80.4 million, excluding taxes related to the sale, which are described below. We had no property dispositions during the three months ended June 30, 2021.

Foreign currency gains (losses): Foreign currency gains (losses) primarily reflects the effect of changes in foreign currency exchange rates on transactions that were denominated in currencies other than the functional currency of the related entity. During the three months ended June 30, 2021, these losses were primarily related to the effect of remeasuring debt and cash held in foreign currencies into their related functional currencies.

Interest expense: Interest expense increased due to additional indebtedness outstanding during the period resulting from additional real estate investments acquired since June 30, 2020, offset by the net decrease in our principal amount of indebtedness outstanding as a result of the properties sold during 2020. Our portfolio was 47% levered at June 30, 2021 compared to 39% at June 30, 2020.

Interest and other income: Primarily relates to interest and dividend income associated with our investments in real estate-related securities.

Benefit (provision) for income taxes: The change from a \$1.9 million benefit to a provision of \$3.6 million is primarily a result of recording \$3.9 million of tax expense during the quarter to correct the deferred tax asset and related valuation allowance at one of our properties. See [Note 2](#)—Significant Accounting Policies in the notes to the financial statements.

Same-Store Analysis

We evaluate our consolidated results of operations on a same-store basis, which allows us to analyze our property operating results excluding the effects of acquisitions and dispositions during the periods under comparison. Properties in our portfolio are considered same-store if they were owned for the full periods presented. Same-store properties for the three months ended June 30, 2021 includes 17 properties. The tables below include additional information regarding the operating results of our same-store properties for the current period as compared to the same period in the prior year.

The following table presents the same-store revenues for the three months ended June 30, 2021, as compared to the three months ended June 30, 2020, by reportable segment. In total, revenues increased by \$13.6 million. \$10.9 million of this increase is due to the acquisition of eight additional properties between June 30, 2020 and June 30, 2021. Additionally, revenues of our same-store properties increased by \$2.7 million. See below for additional explanations of notable changes in same-store revenues. All amounts are in thousands, except for percentages.

	Three Months Ended June 30,		Change	
	2021	2020	\$	%
Revenues				
<i>Same-store properties</i>				
Domestic office investments	\$ 3,722	\$ 3,835	\$ (113)	(3)%
Domestic residential/living investments	5,242	4,908	334	7 %
Domestic retail investments	6,353	5,151	1,202 ⁽¹⁾	23 %
International industrial investments	11,886	10,584	1,302 ⁽²⁾	12 %
International residential/living investments	2,612	2,668	(56)	(2)%
<i>Total same-store properties</i>	\$ 29,815	\$ 27,146	\$ 2,669	10 %
<i>Recent acquisitions</i>	11,576	140	11,436	N/A*
<i>Disposed properties</i>	—	528	(528)	(100)%
Total revenues	\$ 41,391	\$ 27,814	\$13,577	49 %

* Not a meaningful percentage

- (1) The increase is primarily due to rent concessions negotiated with our tenants in 2020 as a result of the Coronavirus pandemic during 2020, which resulted in forgiven rental payments granted in 2020 and reduced rent due to the conversion of fixed rental payments to rental payments based on a percentage of the tenant's revenues. Consumer traffic at these properties has improved to pre-pandemic levels in recent months. We have not granted significant additional rent relief during the three months ended June 30, 2021.
- (2) The increase is primarily due to the additional building acquisitions at ABC Westland as well as the impact of the strengthening of the Euro, British pound and Polish zloty against the U.S. dollar, during the three months ended June 30, 2021 compared with the same period in 2020.

The following table presents the property expenses of each reportable segment for the three months ended June 30, 2021, as compared to the three months ended June 30, 2020. Generally, property expenses increased as a result of eight additional property acquisitions made between June 30, 2020 and June 30, 2021. Property expenses of our same-store properties also increased. See below for additional explanations of notable changes in same-store property expenses. All amounts are in thousands, except for percentages.

	Three Months Ended June 30,		Change	
	2021	2020	\$	%
Property expenses⁽¹⁾				
<i>Same-store properties</i>				
Domestic office investments	\$ 1,448	\$ 1,237	\$ 211	17 %
Domestic residential/living investments	2,232	2,446	(214)	(9)%
Domestic retail investments	2,825	2,935	(110)	(4)%
International industrial investments	4,640	3,974	666 ⁽²⁾	17 %
International residential/living investments	2,509	1,040	1,469 ⁽³⁾	141 %
<i>Total same-store properties</i>	\$ 13,654	\$ 11,632	\$ 2,022	17 %
<i>Recent acquisitions</i>	2,788	26	2,762	N/A*
<i>Disposed properties</i>	—	162	(162)	(100)%
Total property expenses	\$ 16,442	\$ 11,820	\$ 4,622	39 %

* Not a meaningful percentage

- (1) Property expenses include property operating expenses, real property taxes and property management fees.
- (2) The increase is primarily due to the additional building acquisitions at ABC Westland as well as the impact of the strengthening of the Euro, British pound and Polish zloty against the U.S. dollar, during the three months ended June 30, 2021.
- (3) The increase is primarily due to the demolition costs incurred during the period for the renovations at the Montrose property, as well as the impact of the strengthening of the Euro, British pound and Polish zloty against the U.S. dollar, during the three months ended June 30, 2021 compared with the same period in 2020.

The following table presents revenues in excess of property expenses for the three months ended June 30, 2021, as compared to the three months ended June 30, 2020, by reportable segment. Total revenues in excess of property expenses increased primarily as a result of our significant recent acquisition activity. Total revenues in excess of property expenses of our same-store properties increased by 4%. See above for additional explanations of notable changes in same-store revenues in excess of expenses. All amounts below are in thousands, except for percentages.

	Three Months Ended June 30,		Change	
	2021	2020	\$	%
Revenues in excess of property expenses⁽¹⁾				
<i>Same-store properties</i>				
Domestic office investments	\$ 2,274	\$ 2,598	\$ (324)	(12)%
Domestic residential/living investments	3,010	2,462	548	22 %
Domestic retail investments	3,528	2,216	1,312 ⁽²⁾	59 %
International industrial investments	7,246	6,610	636 ⁽²⁾	10 %
International residential/living investments	103	1,628	(1,525) ⁽²⁾	(94)%
<i>Total same-store properties</i>	\$ 16,161	\$ 15,514	\$ 647	4 %
<i>Recent acquisitions</i>	8,788	114	8,674	N/A*
<i>Disposed properties</i>	—	366	(366)	(100)%
Total revenues in excess of property expenses	\$ 24,949	\$ 15,994	\$ 8,955	56 %

* Not a meaningful percentage

(1) Revenues in excess of property expenses include total revenues less property operating expenses, real property taxes and property management fees.

(2) Please refer to the tables above for explanations regarding these changes.

Six months ended June 30, 2021 compared to the six months ended June 30, 2020

The table below includes information regarding changes in our results of operations for the six months ended June 30, 2021 compared to the six months ended June 30, 2020, including explanations of significant changes and any significant or unusual activity. As described more completely below, most amounts increased in 2021 compared to 2020 as a result of additional capital raised and invested in real estate, as offset by recent property dispositions. All amounts are in thousands, except for percentages:

	Six Months Ended June 30,		Change	
	2021	2020	\$	%
Revenues:				
Rental revenue	\$ 77,900	\$ 60,120	\$ 17,780	30 %
Other revenue	1,783	1,539	244	16 %
Total revenues	79,683	61,659	18,024	29 %
Expenses:				
Property operating expenses	19,613	15,213	4,400	29 %
Real property taxes	9,180	6,971	2,209	32 %
Property management fees	2,910	2,549	361	14 %
Depreciation and amortization	44,943	30,686	14,257	46 %
Acquisition related expenses	15	291	(276)	N/A*
Asset management fees	7,306	5,538	1,768	32 %
Performance participation allocation	7,483	—	7,483	N/A*
General and administrative expenses	2,810	2,324	486	21 %
Total expenses	94,260	63,572	30,688	48 %
Other income (expenses):				
Gain (loss) on derivative instruments	(276)	8,470	(8,746)	N/A*
Gain (loss) on investments in real estate-related securities	9,089	(4,601)	13,690	N/A*
Gain on sale of real estate	1,440	130,101	(128,661)	N/A*
Foreign currency gains (losses)	367	(1,145)	1,512	N/A*
Interest expense	(11,748)	(10,395)	(1,353)	13 %
Interest and other income	976	710	266	37 %
Income (loss) before benefit (provision) for income taxes	(14,729)	121,227	(135,956)	N/A*
Benefit (provision) for income taxes	(2,683)	1,838	(4,521)	N/A*
Provision for income taxes related to sale of real estate	—	(7,773)	7,773	N/A*
Net income (loss)	<u>\$ (17,412)</u>	<u>\$ 115,292</u>	<u>\$ (132,704)</u>	<u>N/A*</u>

* Not a meaningful percentage

Total revenues: The increase in total revenue is primarily due to the additional real estate investments acquired between June 30, 2020 and June 30, 2021. During that time, we acquired eight real estate investments and had a portfolio of 26 real estate investments as of June 30, 2021 that contained 12.9 million leasable square feet, of which 95% was leased. Total revenues of our same-store properties increased \$1.44 million for the six months ended June 30, 2021 compared to the same period in 2020. Please refer to our “Same Store Analysis” below for additional discussion on the results of operations of our portfolio.

Property operating expenses: The increase in property operating expenses is primarily due to our significant acquisition activity since June 30, 2020, as described above. Property operating expenses of our same-store properties increased \$3.1 million for the six months ended June 30, 2021 compared to the same period in 2020. Please refer to our “Same Store Analysis” below for additional discussion on the results of operations of our portfolio.

Real property taxes: The increase in real property taxes is primarily due to our significant acquisition activity since June 30, 2020. Despite this increase, real property taxes of our same-store properties decreased \$219,000 for the six months ended June 30, 2021 compared to the same period in 2020. Please refer to our “Same Store Analysis” below for additional discussion on the results of operations of our portfolio.

Property management fees: The increase in property management fees is primarily due to our significant acquisition activity since June 30, 2020. Property management fees of our same-store properties increased \$117,000 for the six months ended June 30, 2021 compared to the same period in 2020. Please refer to our “Same Store Analysis” below for additional discussion on the results of operations of our portfolio.

Depreciation and amortization: The increase in depreciation and amortization expense is primarily due to the additional real estate investments acquired since June 30, 2020, offset by dispositions of three real estate investments during the year ended December 31, 2020.

Asset management fees: Asset management fees are charged based on the aggregate valuation of our real estate investments, as most recently determined in connection with the determination of our NAV. The increase in these fees is primarily due to the additional real estate investments made since June 30, 2020, as previously described.

Performance participation allocation: The increase in performance participation allocation is a result of the fee not being earned by the Advisor for the six months ended June 30, 2020 due to a decline in our NAV per share during 2020. Please see [Item 2](#)—Management’s Discussion and Analysis—NAV and Distributions for additional information concerning the change in NAV per share.

General and administrative expenses: General and administrative expenses increased primarily due to increased legal costs and shareholder costs. We generally expect our general and administrative expenses to continue to increase as we continue raising capital in our public offerings.

Gain (loss) on derivative instruments: We enter into interest rate hedging instruments in order to limit our exposure against the variability of future interest rates on our variable interest rate borrowings as well as foreign currency forward contracts as economic hedges against the variability of foreign exchange rates. During the six months ended June 30, 2021, losses were primarily related to the position of our foreign currency forward contracts. Gains recorded during the six months ended June 30, 2020 primarily related to foreign currency forward contracts on the sale proceeds from Bishop’s Square.

Gain (loss) on investments in real estate-related securities: We hold investments in real estate-related securities which consist of common equities, preferred equities and debt investments of publicly traded REITs. These amounts include realized gains (losses) related to securities sold during the year and unrealized gains (losses) based on values determined on a recurring basis. We incurred realized and unrealized losses during 2020 resulting from stock market declines related to the Coronavirus pandemic. Performance has been significantly better during 2021, and we have experienced realized and unrealized gains for the six months ended June 30, 2021. For further detail on the gains and losses relating to our investments in real estate-related securities, see [Note 2](#)—Significant Accounting Policies in the notes to the accompanying financial statements.

Gain on sale of real estate: We acquired the Domain Apartments in January 2016 for a contract purchase price of \$58.1 million and we sold the Domain Apartments for a contract sales price of \$80.1 million on January 7, 2020, resulting in the recognition of a gain of \$29.5 million related to this sale. Additionally, we acquired Goodyear Crossing II in August 2016 for a contract purchase price of \$56.2 million and we sold Goodyear Crossing II for a contract sales price of \$72.0 million on February 14, 2020, resulting in a recognition of a gain of \$20.2 million related to this sale. We acquired Bishop’s Square in March 2015 for €92.0 million (approximately \$103.5 million assuming a rate of \$1.13 per EUR as of the acquisition date) and we sold Bishop’s Square in April 2020 for €181.6 million (approximately \$198.0 million assuming a rate of \$1.09 per EUR as of the date of transaction). We recognized a gain on sale of this asset of \$80.4 million, excluding taxes related to the sale, which are described below. We had no property dispositions during the six months ended June 30, 2021.

Foreign currency gains (losses): Foreign currency gains (losses) primarily reflects the effect of changes in foreign currency exchange rates on transactions that were denominated in currencies other than the functional currency of the related entity. During the six months ended June 30, 2021 and 2020, these gains and losses were primarily related to the effect of remeasuring cash held in foreign currencies into their related functional currencies.

Interest expense: Interest expense increased due to the net increase in our principal amount of indebtedness outstanding during the period resulting from additional real estate investments acquired since June 30, 2020, as offset by the effects of the properties sold during 2020.

Interest and other income: Primarily relates to interest and dividend income associated with our investments in real estate-related securities. The increase in interest and dividend income earned during the six months ended June 30, 2021 compared to 2020 is due to additional investments in real estate-related securities since June 30, 2020.

Benefit (provision) for income taxes: The change from a \$1.8 million benefit to a \$2.7 million provision is primarily a result of recording \$2.9 million of tax expense during the six months ended June 30, 2021 to correct the deferred tax asset and related valuation allowance at one of our properties. See [Note 2](#)—Significant Accounting Policies in the notes to the financial statements.

Provision for income taxes related to sale of real estate: The decrease during the six months ended June 30, 2021 compared to 2020 relates to the income tax incurred as a result of the sale of Bishop’s Square during April 2020, as described above.

Same-Store Analysis

We evaluate our consolidated results of operations on a same-store basis, which allows us to analyze our property operating results excluding the effects of acquisitions and dispositions during the periods under comparison. Properties in our portfolio are considered same-store if they were owned for the full periods presented. Same-store properties for the six months ended June 30, 2021 includes sixteen properties. The tables below include additional information regarding the operating results of our same-store properties for the current period as compared to the same period in the prior year.

The following table presents the same-store revenues for the six months ended June 30, 2021, as compared to the six months ended June 30, 2020, by reportable segment. Total revenues increased by \$18.0 million. \$16.6 million of this increase is a result of eight additional property acquisitions made between June 30, 2020 and June 30, 2021. The remaining \$1.4 million increase is related to our same-store properties. See below for additional explanations of notable changes in same-store revenues. All amounts below are in thousands, except for percentages.

	Six months ended June 30,		Change	
	2021	2020	\$	%
Revenues				
<i>Same-store properties</i>				
Domestic office investments	\$ 7,611	\$ 7,771	\$ (160)	(2)%
Domestic residential/living investments	6,459	6,468	(9)	— %
Domestic retail investments	12,994	12,524	470	4 %
International industrial investments	24,056	21,619	2,437 ⁽¹⁾	11 %
International residential/living investments	5,419	6,717	(1,298) ⁽²⁾	(19)%
<i>Total same-store properties</i>	\$ 56,539	\$ 55,099	\$ 1,440	3 %
<i>Recent acquisitions</i>	23,144	2,901	20,243	N/A*
<i>Disposed properties</i>	—	3,659	(3,659)	(100)%
Total revenues	\$ 79,683	\$ 61,659	\$18,024	29 %

* Not a meaningful percentage

- (1) The increase is primarily due to additional building acquisitions at ABC Westland as well as the impact of the strengthening of the Euro, British pound and Polish zloty against the U.S. dollar,
- (2) The decrease is primarily due to the closing of one of our student housing properties in August 2020 for renovation and replacement of certain building safety equipment systems.

The following table presents the property expenses of each reportable segment for the six months ended June 30, 2021, as compared to the six months ended June 30, 2020, by reportable segment. Generally, property expenses increased by \$7.0 million primarily as a result of eight additional property acquisitions made between June 30, 2020 and June 30, 2021. Property expenses of our same-store properties also increased by \$3.0 million. See above for additional explanations of notable changes in same-store property expenses. All amounts below are in thousands, except for percentages.

	Six months ended June 30,		Change	
	2021	2020	\$	%
Property expenses⁽¹⁾				
<i>Same-store properties</i>				
Domestic office investments	\$ 2,860	\$ 2,598	\$ 262	10 %
Domestic residential/living investments	2,895	3,180	(285)	(9)%
Domestic retail investments	5,990	5,925	65	1 %
International industrial investments	9,920	8,346	1,574 ⁽²⁾	19 %
International residential/living investments	3,799	2,402	1,397 ⁽³⁾	58 %
<i>Total same-store properties</i>	\$ 25,464	\$ 22,451	\$ 3,013	13 %
<i>Recent acquisitions</i>	6,239	1,319	4,920	N/A*
<i>Disposed properties</i>	—	963	(963)	(100)%
Total property expenses	\$ 31,703	\$ 24,733	\$ 6,970	28 %

* Not a meaningful percentage

(1) Property expenses include property operating expenses, real property taxes and property management fees.

(2) The increase is primarily due to additional building acquisitions at ABC Westland acquired as well as the impact of the strengthening of the Euro, British pound and Polish zloty against the U.S. dollar,

(3) The increase is primarily due to the demolition costs incurred during the period for the renovations at the Montrose property, as well as the impact of the strengthening of the Euro, British pound and Polish zloty against the U.S. dollar, during the three months ended June 30, 2021 compared with the same period in 2020.

The following table presents revenues in excess of property expenses for the six months ended June 30, 2021, as compared to the six months ended June 30, 2020, by reportable segment. Total revenues in excess of property expenses increased by \$11.1 million primarily as a result of our significant recent acquisition activity. Additionally, total revenues in excess of property expenses of our same-store properties decreased by \$1.6 million. See below for additional explanations of notable changes in same-store property revenues in excess of expenses. All amounts below are in thousands, except for percentages.

	Six months ended June 30,		Change	
	2021	2020	\$	%
Revenues in excess of property expenses⁽¹⁾				
<i>Same-store properties</i>				
Domestic office investments	\$ 4,751	\$ 5,173	\$ (422)	(8)%
Domestic residential/living investments	3,564	3,288	276	8 %
Domestic retail investments	7,004	6,599	405	6 %
International industrial investments	14,136	13,273	863	7 %
International residential/living investments	1,620	4,315	(2,695) ⁽²⁾	(62)%
<i>Total same-store properties</i>	\$ 31,075	\$ 32,648	\$ (1,573)	(5)%
<i>Recent acquisitions</i>	16,905	1,582	15,323	N/A*
<i>Disposed properties</i>	—	2,696	(2,696)	(100)%
Total revenues in excess of property expenses	\$ 47,980	\$ 36,926	\$ 11,054	30 %

* Not a meaningful percentage

(1) Revenues in excess of property expenses include total revenues less property operating expenses, real property taxes and property management fees.

(2) Please refer to the tables above for explanations regarding these changes.

Funds from Operations

We believe funds from operations (“FFO”) is a meaningful supplemental non-GAAP operating metric. FFO is a non-GAAP financial performance measure defined by the National Association of Real Estate Investment Trusts (“NAREIT”) and is widely recognized by investors and analysts as one measure of operating performance of a real estate company. FFO excludes items such as real estate depreciation and amortization. Depreciation and amortization, as applied in accordance with GAAP, implicitly assumes that the value of real estate assets diminishes predictably over time and also assumes that such assets are adequately maintained and renovated as required in order to maintain their value. Since real estate values have historically risen or fallen with market conditions such as occupancy rates, rental rates, inflation, interest rates, the business cycle, unemployment and consumer spending, it is management’s view, and we believe the view of many industry investors and analysts, that the presentation of operating results for real estate companies using historical cost accounting alone is insufficient. In addition, FFO excludes gains and losses from the sale of real estate, impairment charges related to depreciable real estate assets and in-substance real estate equity investments and realized and unrealized gains and losses related to investments in real estate-related securities, which we believe provides management and investors with a helpful additional measure of the historical performance of our real estate portfolio, as it allows for comparisons, year to year, that reflect the impact on operations from trends in items such as occupancy rates, rental rates, operating costs, general and administrative expenses and interest costs. A property will be evaluated for impairment if events or circumstances indicate that the carrying amount may not be recoverable (i.e. the carrying amount exceeds the total estimated undiscounted future cash flows from the property). Undiscounted future cash flows are based on anticipated operating performance, including estimated future net rental and lease revenues, net proceeds on the sale of the property, and certain other ancillary cash flows. While impairment charges are excluded from the calculation of FFO as described above, stockholders are cautioned that we may not recover any impairment charges.

FFO should not be construed to be more relevant or accurate than the current GAAP methodology in calculating net income or in its applicability in evaluating our operating performance. In addition, FFO should not be considered as an alternative to net income (loss) or income (loss) from continuing operations as an indication of our performance or as an alternative to cash flows from operating activities as an indication of our liquidity, but rather should be reviewed in conjunction with these and other GAAP measurements. Further, FFO is not intended to be used as a liquidity measure indicative of cash flow available to fund our cash needs, including our ability to make distributions to our stockholders. Please see the limitations listed below associated with the use of FFO:

- Prior to January 1, 2018, FFO included costs related to our acquisitions, including acquisition fees payable to our Advisor. Although these amounts reduced net income for periods prior to January 1, 2018, we generally funded such costs with proceeds from our public offerings and/or acquisition-related indebtedness and did not consider these fees and expenses in the evaluation of our operating performance. In January 2018, we adopted ASU 2017-01 which clarified the definition of a business and added guidance to assist entities with evaluating whether transactions should be accounted for as acquisitions (or disposals) of assets or businesses. We expect that all of our real estate transactions completed after that date will be accounted for using the asset acquisition guidance and, accordingly, the related acquisition-related expenses incurred will be capitalized and included in the allocated purchase price and will not be expensed. Prior to ASU 2017-01, real estate acquisitions were generally considered business combinations and the acquisition-related expenses and acquisition fees were treated as operating expenses under GAAP. Additionally, effective as of December 6, 2017, we no longer pay acquisition fees to our Advisor.
- We utilize the definition of FFO as set forth by NAREIT. Our FFO may not be comparable to amounts calculated by other REITs, if they use different approaches.
- Our business is subject to volatility in the real estate markets and general economic conditions, and adverse changes in those conditions could have a material adverse impact on our business, results of operations and FFO. Accordingly, the predictive nature of FFO is uncertain and past performance may not be indicative of future results.

Neither the SEC, NAREIT nor any regulatory body has passed judgment on the acceptability of the adjustments that we use to calculate FFO. In the future, the SEC, NAREIT or a regulatory body may decide to standardize the allowable adjustments across the non-listed REIT industry and we would have to adjust our calculation and characterization of FFO.

The following section presents our calculation of FFO attributable to common stockholders and provides additional information related to our operations for the three and six months ended June 30, 2021 and 2020 and the period from inception through June 30, 2021 (in thousands, except per share amounts). As we are in the capital raising and acquisition phase of our operations, FFO may not be useful in comparing operations for the periods presented below. We expect revenues and expenses to increase in future periods as we raise additional offering proceeds and use them to make additional real estate investments.

	Three Months Ended June 30,		Six Months Ended June 30,		Period from July 31, 2013 (date of inception) through June 30, 2021
	2021	2020	2021	2020	
Net income (loss)	\$ (11,694)	\$ 73,540	\$ (17,412)	\$ 115,292	\$ 28,221
Depreciation and amortization ⁽¹⁾	24,916	14,457	44,943	30,686	241,622
Gain on sale of real estate	(1,402)	(80,457)	(1,440)	(130,101)	(146,025)
Taxes related to sale of real estate	—	7,773	—	7,773	7,773
(Gain) loss on securities ⁽²⁾	(5,750)	(3,136)	(9,089)	4,601	(10,552)
Adjustments for noncontrolling interests ⁽³⁾	—	—	—	—	117
Funds From Operations attributable to common stockholders	\$ 6,070	\$ 12,177	\$ 17,002	\$ 28,251	\$ 121,156
Basic and diluted income (loss) per common share	\$ (0.10)	\$ 0.77	\$ (0.15)	\$ 1.23	\$ 0.70
Funds From Operations attributable to common stockholders per common share	\$ 0.05	\$ 0.13	\$ 0.15	\$ 0.30	\$ 3.00
Weighted average shares outstanding	120,707	95,490	115,175	93,900	40,414

Notes to the table:

- (1) Represents the depreciation and amortization of real estate assets. Historical cost accounting for real estate assets in accordance with GAAP implicitly assumes that the value of real estate assets diminishes predictably over time. Since real estate values have historically risen or fallen with market conditions, we believe that such depreciation and amortization may be of limited relevance in evaluating current operating performance and, as such, these items are excluded from our determination of FFO.
- (2) Represents the realized and unrealized gains and losses related to investments in real estate-related securities, which consist of common equities, preferred equities and debt investments of publicly traded REITs. These securities are incidental to our operations. As such, these gains and losses were excluded from our determination of FFO, as defined by NAREIT, in the current period. Additionally, certain immaterial amounts have now been included in prior periods for comparative purposes.
- (3) Includes income attributable to noncontrolling interests and all adjustments to eliminate the noncontrolling interests' share of the adjustments to convert our net loss to FFO.

Set forth below is additional information, which may be helpful in assessing our operating results:

- For the three and six months ended June 30, 2021, our Dealer Manager earned distribution and stockholder servicing fees of \$1.5 million and \$3.0 million, respectively, which are paid by Hines Global. For the three and six months ended June 30, 2020, our Dealer Manager earned distribution and stockholder servicing fees of \$1.4 million and \$2.8 million, respectively. Total distribution and stockholder servicing fees earned by the Dealer Manager from inception through June 30, 2021 were \$16.6 million.
- As of December 6, 2017, through its ownership of the special limited partner interest in the Operating Partnership, our Advisor is entitled to an annual performance participation allocation of 12.5% of the Operating Partnership's total return subject to the Company earning a 5% total return annually, after considering the effect of any losses carried forward from the prior year. The performance participation allocation accrues monthly and is payable after the completion of each calendar year. We do not consider the performance participation allocation in evaluating our operating performance. For the three and six months ended June 30, 2021, we incurred \$5.2 million and \$7.5 million, respectively, in performance participation allocation fees. For the three and six months ended June 30, 2020, we did not incur any performance participation allocation fees. Total performance participation allocation fees incurred were \$21.4 million from inception through June 30, 2021. Refer to [Note 7](#)—Related Party Transactions for more information on the performance participation allocation.

- For the three and six months ended June 30, 2021, we recorded adjustments primarily related to amortization of out-of-market lease intangibles and lease incentives and straight-line rent adjustments, which resulted in a net increase to rental revenue of \$0.4 million and \$0.2 million, respectively. For the three and six months ended June 30, 2020 these adjustments resulted in a net increase to rental revenue of \$0.5 million and \$1.4 million, respectively. Total of such adjustments from inception through June 30, 2021 amounted to a net increase to rental revenue of \$15.2 million. Included in these adjustments is the amortization of deferred financing costs, which amounted to \$1.2 million and \$1.8 million for the three and six months ended June 30, 2021, respectively, and \$0.5 million and \$1.1 million for the three and six months ended June 30, 2020, respectively.
- We recorded adjustments related to derivative instruments and foreign currencies, which increased net income by approximately \$1.1 million and \$0.1 million for the three and six months ended June 30, 2021, respectively. For the three and six months ended June 30, 2020 these adjustments increased net income by approximately \$2.8 million and \$7.5 million, respectively. The total of such adjustments from inception through June 30, 2021 increased net income by \$2.9 million.

As noted previously, our cash flows from operations have been and may continue to be insufficient to fund distributions to stockholders. We may continue to choose to use proceeds from the sales of assets, proceeds from our debt financings, proceeds from our public offerings, cash advances by our Advisor and/or cash resulting from a waiver or deferral of fees to fund distributions to our stockholders. For example, we funded 73% and 100% of total distributions for the six months ended June 30, 2021 and 2020, respectively, with cash flows from other sources, such as cash flows from investing activities, which may include proceeds from the sale of real estate. We have not placed a cap on the amount of our distributions that may be paid from sources other than cash flows from operations, including proceeds from our debt financings, proceeds from our public offerings, cash advances by our Advisor and cash resulting from a waiver or deferral of fees.

From inception through June 30, 2021, we declared \$178.1 million of distributions to our stockholders, compared to our total aggregate FFO of \$121.2 million and our total aggregate net income of \$28.2 million for that period. For the six months ended June 30, 2021, we declared \$32.9 million of distributions to our stockholders compared to our total aggregate FFO of \$17.0 million. For the six months ended June 30, 2020, we declared \$25.9 million of distributions to our stockholders compared to our total aggregate FFO of \$28.3 million.

Related Party Transactions and Agreements

We have entered into agreements with our Advisor, our Dealer Manager and Hines and its affiliates, whereby we pay certain fees and reimbursements to these entities during the various phases of our organization and operation. Relating to organization and offering stage, these include payments to our Dealer Manager for selling commissions, the dealer manager fee, distribution and stockholder servicing fees, and payments to our Advisor for reimbursement of organization and offering costs. Relating to acquisition and operational stages, these include payments for certain services related to the management and performance of our investments and operations provided to us by our Advisor and Hines and its affiliates pursuant to various agreements we have entered into with these entities. See [Note 7](#)—Related Party Transactions in Item 1 of this Quarterly Report on Form 10-Q, as well as Note 8—Related Party Transactions in our Annual Report on Form 10-K for the year ended December 31, 2020 for additional information concerning our related party transactions and agreements.

Off-Balance Sheet Arrangements

As of June 30, 2021 and December 31, 2020, we had no off-balance sheet arrangements that have or are reasonably likely to have a current or future effect on our financial condition, changes in financial condition, revenues or expenses, results of operations, liquidity, capital expenditures or capital resources.

Subsequent Events

Revolving Credit Facility Amendment

In July 2020, we entered into the Amended Revolving Credit Facility with JPMorgan to increase the capacity of the facility from \$425 million to \$725 million and to make certain other changes. See [Note 4](#) for additional information regarding the Amended Revolving Credit Facility, as amended.

Item 3. *Quantitative and Qualitative Disclosures About Market Risk*

Market risk includes risks that arise from changes in interest rates, foreign currency exchange rates, commodity prices, equity prices and other market changes that affect market-sensitive instruments. In pursuing our business plan, we believe that interest rate risk and currency risk are the primary market risks to which we are exposed. As of June 30, 2021, we were exposed to the market risks described below.

Interest Rate Risk

We are exposed to the effects of interest rate changes primarily as a result of debt used to maintain liquidity and fund expansion of our real estate investment portfolio and operations. As of June 30, 2021, we had \$944 million of variable-rate debt outstanding. If interest rates were to increase by 1%, we would incur an additional \$9.4 million in interest expense. Additionally, we entered into interest rate swap and cap agreements to limit our exposure to rising interest rates related to our mortgage loans secured by our real estate investments. See [Note 4](#)—Debt Financing in the Notes to the Condensed Consolidated Financial Statements for more information concerning our outstanding debt and our interest rate exposure.

Foreign Currency Risk

We currently have real estate investments located in countries outside of the U.S. that are subject to the effects of exchange rate movements between the foreign currency of each real estate investment and the U.S. dollar, which may affect future costs and cash flows as well as amounts translated into U.S. dollars for inclusion in our condensed consolidated financial statements. We have entered into mortgage loans denominated in foreign currencies for these investments, which provide natural hedges with regard to changes in exchange rates between the foreign currencies and U.S. dollar and reduce our exposure to exchange rate differences. Additionally, we are typically a net receiver of these foreign currencies, and, as a result, our foreign operations benefit from a weaker U.S. dollar and are adversely affected by a stronger U.S. dollar. The table below identifies the effect that a 10% immediate, unfavorable change in the exchange rates would have on the net book value of our international real estate investments, including any foreign currency mortgage loans and their year-to-date net income (loss), by foreign currency (in thousands)⁽¹⁾:

	Reduction in Book Value as of June 30, 2021	Reduction in Net Income (Loss) for the Six months ended June 30, 2021
EUR	\$12,429	\$(1,553)
GBP	\$6,215	\$(195)

- (1) Our real estate assets in Poland were purchased in Euros and we expect that when we dispose of these assets, the sale transactions will also be denominated in Euros. Accordingly, we do not expect to have Polish zloty exposure upon disposition.

Item 4. *Controls and Procedures*

Disclosure Controls and Procedures

In accordance with Exchange Act Rules 13a-15 and 15d-15, we carried out an evaluation, under the supervision and with the participation of management, including our Chief Executive Officer and Chief Financial Officer, of the effectiveness of our disclosure controls and procedures as of the end of the period covered by this report. Based on that evaluation, our Chief Executive Officer and Chief Financial Officer concluded that our disclosure controls and procedures were effective as of June 30, 2021, to provide reasonable assurance that information required to be disclosed in our reports filed or submitted under the Exchange Act is (i) recorded, processed, summarized and reported within the time periods specified in the Securities and Exchange Commission's rules and forms, and (ii) accumulated and communicated to our management, including our Chief Executive Officer and Chief Financial Officer, as appropriate to allow timely decisions regarding required disclosure.

Change in Internal Controls

No changes have occurred in our internal controls over financial reporting (as defined in Rule 13a-15(f) of the Exchange Act) during the quarter ended June 30, 2021 that have materially affected, or are reasonably likely to materially affect, our internal controls over financial reporting. We have not experienced any material impact to our internal control over financial reporting to date as a result of most of the employees of Hines and its affiliates working remotely due to the Coronavirus pandemic. We are continually monitoring and assessing the impact of the Coronavirus pandemic on our internal controls to minimize its impact on the design and operating effectiveness of our internal controls.

PART II - OTHER INFORMATION

Item 1. *Legal Proceedings*

From time to time in the ordinary course of business, we or our subsidiaries may become subject to legal proceedings, claims or disputes. As of August 16, 2021, neither we nor any of our subsidiaries were a party to any material pending legal proceedings.

Item 1A. *Risk Factors*

Except as set forth below, as of June 30, 2021, there have been no material changes to the risk factors previously disclosed in response to “Part I - Item 1A. ‘Risk Factors’” in our Annual Report on Form 10-K for the year ended December 31, 2020, filed with the SEC on March 26, 2021.

Payments to our Advisor in respect of any common stock or OP Units it elects to receive in lieu of fees or distributions will dilute future cash available for distribution to our stockholders.

Our Advisor may choose to receive our common shares or OP Units in lieu of certain fees or distributions. The holders of all OP Units will be entitled to receive cash from operations pro rata with the distributions being paid to us and such distributions to the holders of OP Units will reduce the cash available for distribution to us and to our stockholders. Furthermore, under certain circumstances the OP Units held by our Advisor are required to be repurchased, in cash at the holder’s election and there may not be sufficient cash to make such a repurchase payment; therefore, we may need to use cash from operations, borrowings, offering proceeds, or other sources to make the payment, which will reduce cash available for distribution to our stockholders or for investment in our operations. Redemptions of any of our shares or OP Units that were received by our Advisor in lieu of a cash asset management fee or in lieu of a cash distribution with respect to its performance participation allocation are not subject to the 5% holding discount under our share redemption program, but, in the case of shares, such redemptions are subject to the monthly and quarterly volume limitations and do not receive priority over other shares being put for redemption during such period.

Our stockholders’ ability to have their shares redeemed is limited under our share redemption program. If they are able to have their shares redeemed, it may be at a price that is less than the price they paid for the shares and the then-current market value of the shares.

Our share redemption program contains significant restrictions and limitations. For example, only stockholders who purchase their shares directly from us or who received their shares through a non-cash transaction, not in the secondary market, are eligible to participate and if holders of shares do not hold their shares for a minimum of one year, then they will only be eligible for redemption at 95% of the transaction price that would otherwise apply. We may choose to redeem fewer shares than have been requested in any particular month to be redeemed under our share redemption program, or none at all, in our discretion at any time. We may redeem fewer shares than have been requested to be redeemed due to lack of readily available funds because of adverse market conditions beyond our control, the need to maintain liquidity for our operations or because we have determined that investing in real property or other illiquid investments is a better use of our capital than the redemption of our shares. In addition, the total amount of shares that may be redeemed under our share redemption program is limited, in any calendar month, to shares whose aggregate value (based on the transaction price per share on the date on the redemption) is 2% of our aggregate NAV as of the last calendar day of the previous month and during any calendar quarter whose aggregate value (based on the transaction price per share in effect when the redemption is effected) is up to 5% of our aggregate NAV as of the last calendar day of the prior calendar quarter.

The vast majority of our assets consist of properties which cannot generally be readily liquidated on short notice without impacting our ability to realize full value upon their disposition. Therefore, we may not always have a sufficient amount of cash to immediately satisfy redemption requests. Further, we may invest in real estate-related securities and other securities with the primary goal of maintaining liquidity in support of our share redemption program. Any such investments may result in lower returns than an investment in real estate assets, which could adversely impact our ability to pay distributions and their overall return. Further, if redemption requests, in the business judgment of our board of directors, place an undue burden on our liquidity, adversely affect our operations, risk having an adverse impact on stockholders whose shares are not redeemed, or should we otherwise determine that investing our liquid assets in real properties or other investments rather than redeeming our shares is in the best interests of the Company as a whole, then our board of directors may make exceptions to, modify or suspend our share redemption program if in its reasonable judgement it deems such actions to be in our best interest and the best interest of our stockholders. Although our board of directors has the discretion to suspend our share redemption program, our board of directors will not terminate our share redemption program other than in connection with a liquidity event which results in our stockholders receiving cash or securities listed on a national securities exchange or where otherwise required by law. Upon suspension of our share redemption program, our share redemption program requires our board of directors to

consider at least quarterly whether the continued suspension of the program is in our best interest and the best interest of our stockholders; however, we are not required to authorize the re-commencement of the share redemption program within any specified period of time and any suspension may be for an indefinite period, which would be tantamount to a termination. As a result of these limitations, our stockholders' ability to have their shares redeemed by us may be limited, our shares should be considered as having only limited liquidity and at times may be illiquid. In addition, the redemption price our stockholders may receive upon any such redemption may not be indicative of the price they would receive if our shares were actively traded or if we were liquidated, and our stockholders should not assume that they will be able to sell all or any portion of their shares back to us pursuant to our share redemption program or to third parties at a price that reflects the then current market value of the shares or at all.

Our bylaws designate the Circuit Court for Baltimore City, Maryland as the sole and exclusive forum for certain types of actions and proceedings that may be initiated by our stockholders, which could limit our stockholders' ability to obtain a favorable judicial forum for disputes with us or our directors, officers or employees.

Our bylaws provide that, unless we consent in writing to the selection of an alternative forum, the Circuit Court for Baltimore City, Maryland, or if that Court does not have jurisdiction, the United States District Court for the District of Maryland, Baltimore Division, shall be the sole and exclusive forum for certain types of actions and proceedings that may be initiated by our stockholders with respect to our company, our directors, our officers or our employees (we note we currently have no employees). This choice of forum provision will not apply to claims under the Securities Act or the Exchange Act. Similarly, this choice of forum provision will not apply to actions arising out of, or in connection with, the sale of securities in, or the violation of the laws of, the states and other (non-federal) jurisdictions in which our shares are sold pursuant to the Third Offering; provided that the inapplicability of this choice of forum provision to such actions will not cause this provision to be inapplicable to other types of claims, whether they are brought concurrently with or before or after actions arising out of, or in connection with, the sale of securities in, or the violation of the laws of, the states and other (non-federal) jurisdictions in which the Issuer's shares are sold pursuant to the offering. This choice of forum provision may limit a stockholder's ability to bring a claim in a judicial forum that the stockholder believes is favorable for disputes with us or our directors, officers or employees, which may discourage meritorious claims from being asserted against us and our directors, officers and employees. Alternatively, if a court were to find this provision of our bylaws inapplicable to, or unenforceable in respect of, one or more of the specified types of actions or proceedings, we may incur additional costs associated with resolving such matters in other jurisdictions, which could adversely affect our business, financial condition or results of operations. We adopted this provision because we believe it makes it less likely that we will be forced to incur the expense of defending duplicative actions in multiple forums and less likely that plaintiffs' attorneys will be able to employ such litigation to coerce us into otherwise unjustified settlements, and we believe the risk of a court declining to enforce this provision is remote, as the Maryland General Corporation Law expressly authorizes the adoption of such provisions.

Legislative or regulatory action could adversely affect us and/or our investors.

In recent years, numerous legislative, judicial and administrative changes have been made to the U.S. federal income tax laws applicable to investments in real estate and REITs, including the passage of the Tax Cuts and Jobs Act of 2017. Federal legislation intended to ameliorate the economic impact of the COVID-19 pandemic, the Coronavirus Aid, Relief and Economic Security Act, or the CARES Act, has been enacted that makes technical corrections to, or modifies on a temporary basis, certain of the provisions of the Tax Cut and Jobs Act of 2017, and it is possible that additional such legislation may be enacted in the future. The full impact of the Tax Cuts and Jobs Act of 2017 and the CARES Act may not become evident for some period of time. In addition, there can be no assurance that future changes to the U.S. federal income tax laws or regulatory changes will not be proposed or enacted that could impact our business and financial results. The REIT rules are constantly under review by persons involved in the legislative process and by the Internal Revenue Service and the U.S. Treasury Department, which may result in revisions to regulations and interpretations in addition to statutory changes. If enacted, certain of such changes could have an adverse impact on our business and financial results. We cannot predict whether, when or to what extent any new U.S. federal tax laws, regulations, interpretations or rulings will impact the real estate investment industry or REITs. Although REITs generally receive better tax treatment than entities taxed as regular corporations, it is possible that future legislation would result in a REIT having fewer tax advantages, and it could become more advantageous for a company that invests in real estate to elect to be treated for U.S. federal income tax purposes as a regular corporation. As a result, our charter provides our board of directors with the power, under certain circumstances, to revoke or otherwise terminate our REIT election and cause us to be taxed as a regular corporation, without our stockholders' vote.

We urge our stockholders to consult with their own tax advisor with respect to the status of the Tax Act and other legislative, regulatory or administrative developments and proposals and their potential effect on an investment in shares of our common stock.

Item 2. *Unregistered Sales of Equity Securities and Use of Proceeds*

During the three months ended June 30, 2021, we did not sell or issue any equity securities that were not registered under the Securities Act.

Issuer Redemptions of Equity Securities

Our share redemption program may allow stockholders who have purchased shares from us or received their shares through a non-cash transaction, not in the secondary market, to have their shares redeemed subject to certain limitations and restrictions. Redemptions under our share redemption program will be made on a monthly basis. Subject to the limitations of and restrictions on our share redemption program, and subject to funds being available as described below, shares redeemed under our share redemption program will be redeemed at the transaction price in effect on the date of redemption, which generally will be a price equal to the NAV per share applicable to the class of shares being redeemed and most recently disclosed by us in a public filing with the SEC (subject to the 5% holding discount described below).

Under our share redemption program, we may redeem during any calendar month shares whose aggregate value (based on the redemption price per share in effect when the redemption is effected) is 2% of our aggregate NAV as of the last calendar day of the previous month (the “2% Monthly Limitation”) and during any calendar quarter whose aggregate value (based on the redemption price per share in effect when the redemption is effected) is up to 5% of our aggregate NAV as of the last calendar day of the prior calendar quarter (the “5% Quarterly Limitation”). During a given quarter, if in each of the first two months of such quarter the 2% Monthly Limitation is reached and stockholders’ redemptions are reduced pro rata for such months, then in the third and final month of that quarter, the applicable limit for such month will likely be less than 2% of our aggregate NAV as of the last calendar day of the previous month because the redemptions for that month, combined with the redemptions in the previous two months, cannot exceed the 5% Quarterly Limitation.

There is no minimum holding period for shares under our share redemption program and stockholders may request that we redeem their shares at any time. However, shares that have not been outstanding for at least one year will be redeemed at 95% of the transaction price (the “5% holding discount”) that would otherwise apply; provided, that, the period that a share was held prior to being converted into a share of another class pursuant to our charter will count toward the total hold period for such share, as converted. Upon request, we may waive the 5% holding discount in the case of death or disability of a stockholder. The 5% holding discount also will be waived with respect to shares issued pursuant to our distribution reinvestment plan and any shares that we issue as stock dividends. In addition, the discount may not apply to transactions initiated by the trustee or advisor to a donor-advised charitable gift fund, collective trust fund, common trust fund, fund of fund(s) or other institutional accounts, strategy funds or programs if we determine, in our sole discretion, such account, fund or program has an investment strategy or policy that is reasonably likely to control short-term trading. Further, shares of our common stock may be sold to certain employer sponsored plans, bank or trust company accounts and accounts of certain financial institutions or intermediaries for which we may not apply the discount to the underlying stockholders, often because of administrative or systems limitations. The discount also will not apply to shares taken by the Advisor or Sponsor in lieu of fees or expense reimbursements under the advisory agreement among us, the Advisor and the Operating Partnership or the Operating Partnership Agreement.

Unless our board of directors determines otherwise, we intend to fund redemptions pursuant to our share redemption program from any available cash sources at our disposal, including available cash, cash flow from operations, the sale of real estate-related securities and other assets, borrowings or offering proceeds, without any limitation on the amounts we may pay from such sources. If during any consecutive 24-month period, we do not have at least one month in which we fully satisfy 100% of properly submitted redemption requests or accept all properly submitted tenders in a self-tender offer for our shares, we will not make any new investments (excluding short-term cash management investments under 30 days in duration) and we will use all available investable assets to satisfy redemption requests (subject to the limitations under this program) until all outstanding redemption requests, or “Unfulfilled Redemptions,” have been satisfied. For purposes of this policy, investable assets include net proceeds from new subscription agreements, unrestricted cash, working capital, proceeds from marketable securities, proceeds from our distribution reinvestment plan, and net operating cash flows. Notwithstanding this policy, investable assets may be used at any time to fund any of our operating cash needs (as well as to establish reserves to meet such needs), including, without limitation, the following: property operating expenses, taxes and insurance, debt service and repayment or refinancing of debt, debt financing expenses, funding commitments related to real estate, including without limitation, commitments to acquire new real estate investments (provided such commitments were made at least twelve (12) months prior to the end of such 24-consecutive-month period), obligations imposed by law, courts, or arbitration, necessary capital improvements, lease-related expenditures, customary general and administrative expenses, asset management fees and other fees payable to our Advisor as described in the prospectus, or shareholder distributions. Our Advisor also will defer payment of the performance participation allocation until all Unfulfilled Redemptions are satisfied. Furthermore, our board of directors and management will consider additional ways to improve shareholder liquidity through our share redemption

program or otherwise. Exceptions to the limitations of this paragraph may be made to complete like-kind exchanges under Section 1031 of the Code necessary to avoid adverse tax consequences, or to take actions necessary to maintain our qualification as a REIT under the Code.

Our board of directors has complete discretion to determine whether all available cash sources at our disposal will be applied to redemptions pursuant to the program, whether such funds are needed for other purposes or whether additional funds from other sources may be used for redemptions pursuant to the program.

If redemption requests, in the business judgment of our board of directors, place an undue burden on our liquidity, adversely affect our operations or risk having an adverse impact on stockholders whose shares are not redeemed, then our board of directors may make exceptions to, modify or suspend the share redemption program if in its reasonable judgment it deems such actions to be in our best interest and the best interest of our stockholders. Our board of directors cannot terminate our share redemption program absent a liquidity event which results in our stockholders receiving cash or securities listed on a national securities exchange or where otherwise required by law (including in the event that our shares ever become listed on a national securities exchange or in the event a secondary market for our common shares develops). In addition, our board of directors may determine to suspend the share redemption program due to regulatory changes, changes in law, if our board of directors becomes aware of undisclosed material information that it believes should be publicly disclosed before shares are redeemed, a lack of available funds, a determination that redemption requests are having an adverse effect on our operations or other factors. Upon suspension of our share redemption program, our board of directors shall consider at least quarterly whether the continued suspension of the program is in our best interest and the best interest of our stockholders; however, our board of directors is not required to authorize the re-commencement of our share redemption program within any specified period of time. Material modifications, including any reduction to the monthly or quarterly limitations on redemptions, and suspensions of the program will be promptly disclosed to stockholders in a prospectus supplement (or post-effective amendment if required by the Securities Act) or current report on Form 8-K filed with the SEC. Any material modifications will also be disclosed on our website.

Any new transaction price may be higher or lower than the most recently disclosed transaction price. The transaction price is not a representation, warranty or guarantee that (i) a stockholder would be able to realize such per share amount if such stockholder attempts to sell his or her shares; (ii) a stockholder would ultimately realize distributions per share equal to such per share amount upon our liquidation or sale; (iii) shares of our common stock would trade at such per share amount on a national securities exchange; or (iv) a third party would offer such per share amount in an arm's-length transaction to purchase all or substantially all of our shares of common stock.

The following table lists shares we redeemed under our share redemption program during the period covered by this report, including the average price paid per share, which represents all of the share repurchase requests received for the same period.

Period	Total Number of Shares Redeemed	Average Price Paid Per Share	Total Number of Shares Purchased as Part of Publicly Announced Plans of Programs	Maximum Number of Shares that May Yet be Redeemed Under the Plans or Programs ⁽¹⁾
April 1, 2021 to April 30, 2021	403,532	\$ 10.10	403,532	1,854,065
May 1, 2021 to May 31, 2021	484,655	\$ 10.10	484,655	1,867,883
June 1, 2021 to June 30, 2021	406,954	\$ 10.15	406,954	2,422,974
Total	<u>1,295,141</u>		<u>1,295,141</u>	

- (1) Amount provided represents the 2% Monthly Limitation which can be further limited by the 5% Quarterly Limitation. See the description of the share redemption program above for a description of the limitations on the number of shares that may be redeemed pursuant to the share redemption program.

Item 3. *Defaults Upon Senior Securities*

Not applicable.

Item 4. *Mine Safety Disclosures*

Not applicable.

Item 5. *Other Information*

Not applicable.

Item 6. Exhibits

Exhibit No.	Description
3.1	Articles of Amendment and Restatement of Hines Global Income Trust, Inc. (formerly known as Hines Global REIT II, Inc.) (filed as Exhibit 3.1 to Pre-Effective Amendment No. 5 to the Registrant's Registration Statement on Form S-11, File No. 333-191106 (the "IPO Registration Statement") on August 15, 2014 and incorporated by reference herein)
3.2	Articles Supplementary of Hines Global Income Trust, Inc. (formerly known as Hines Global REIT II, Inc.) (filed as Exhibit 3.1 to Post-Effective Amendment No. 1 to the IPO Registration Statement on December 12, 2014 and incorporated by reference herein)
3.3	Articles Supplementary of Hines Global Income Trust, Inc. (formerly known as Hines Global REIT II, Inc.) (filed as Exhibit 3.1 to Post-Effective Amendment No. 6 to the IPO Registration Statement on August 12, 2015 and incorporated by reference herein)
3.4	Articles Supplementary of Hines Global Income Trust, Inc. (formerly known as Hines Global REIT II, Inc.) (filed as Exhibit 3.1 to Post-Effective Amendment No. 12 to the IPO Registration Statement on April 28, 2017 and incorporated by reference herein)
3.5	Articles of Amendment to Articles of Amendment and Restatement of Hines Global Income Trust, Inc. (formerly known as Hines Global REIT II, Inc.) (filed as Exhibit 3.1 to the Registrant's Current Report on Form 8-K on October 16, 2017 and incorporated by reference herein)
3.6	Articles of Amendment to Articles of Amendment and Restatement of Hines Global Income Trust, Inc. (formerly known as Hines Global REIT II, Inc.) (filed as Exhibit 3.5 to Pre-Effective Amendment No. 1 to the Registrant's Registration Statement on Form S-11, File No. 333-220046 (the "Second Registration Statement") on December 1, 2017 and incorporated by reference herein)
3.7	Articles Supplementary of Hines Global Income Trust, Inc. (formerly known as Hines Global REIT II, Inc.) (filed as Exhibit 3.6 to Pre-Effective Amendment No. 1 to the Second Registration Statement on December 1, 2017 and incorporated by reference herein)
3.8	Articles of Amendment to Articles of Amendment and Restatement of Hines Global Income Trust, Inc. (formerly known as Hines Global REIT II, Inc.) (filed as Exhibit 3.7 to Pre-Effective Amendment No. 1 to the Second Registration Statement on December 1, 2017 and incorporated by reference herein)
3.9	Amended and Restated Bylaws of Hines Global Income Trust, Inc. (formerly known as Hines Global REIT II, Inc.) (filed as Exhibit 3.2 to Pre-Effective Amendment No. 5 to the IPO Registration Statement on August 15, 2014 and incorporated by reference herein)
3.10	Amendment No. 1 to Amended and Restated Bylaws of Hines Global Income Trust, Inc. (formerly known as Hines Global REIT II, Inc.), dated September 23, 2015 (filed as Exhibit 3.5 to Post-Effective Amendment No. 7 to the IPO Registration Statement on November 17, 2015 and incorporated by reference herein)
3.11	Amendment No. 2 to Amended and Restated Bylaws of Hines Global Income Trust, Inc. (formerly known as Hines Global REIT II, Inc.) (filed as Exhibit 3.1 to the Registrant's Current Report on Form 8-K on September 14, 2017 and incorporated by reference herein)
4.1	Sixth Amended and Restated Distribution Reinvestment Plan, effective as of December 4, 2017 (included as Appendix B to the Prospectus included in Post-Effective Amendment No. 11 to the Second Registration Statement on April 12, 2019 and incorporated by reference herein)
10.1	Form of Indemnification Agreement entered into between Hines Global Income Trust, Inc. and Laura Hines-Pierce and Dr. Ruth J. Simmons (filed as Exhibit 10.4 to the IPO Registration Statement on September 11, 2013 and incorporated by reference herein)
31.1*	Certification
31.2*	Certification
32.1*	Certification of Chief Executive Officer and Chief Financial Officer pursuant to 18 U.S.C., Section 1350, as adopted pursuant to Section 906 of the Sarbanes-Oxley Act of 2002. Pursuant to SEC Release 34-47551 this exhibit is furnished to the SEC herewith and shall not be deemed to be "filed."
99.1	Hines Global Income Trust, Inc. Amended and Restated Share Redemption Program, effective as of June 30, 2021 (filed as Exhibit 99.1 to the Registrant's Current Report on Form 8-K on July 8, 2021 and incorporated by reference herein)
101.INS*	Instance Document—The instance document does not appear in the interactive data file because its XBRL tags are embedded within the inline XBRL document.
101.SCH*	XBRL Taxonomy Extension Schema Document
101.CAL*	XBRL Taxonomy Extension Calculation Linkbase Document
101.DEF*	XBRL Taxonomy Extension Definition Linkbase Document
101.LAB*	XBRL Taxonomy Extension Labels Linkbase Document
101.PRE*	XBRL Taxonomy Extension Presentation Linkbase Document
*	Filed herewith

SIGNATURES

Pursuant to the requirements of the Securities Exchange Act of 1934, the registrant has duly caused this report to be signed on its behalf by the undersigned thereunto duly authorized.

HINES GLOBAL INCOME TRUST, INC.

August 16, 2021

By: /s/ Jeffrey C. Hines
Jeffrey C. Hines
Chief Executive Officer and
Chairman of the Board of Directors

August 16, 2021

By: /s/ J. Shea Morgenroth
J. Shea Morgenroth
Chief Financial Officer

HINES GLOBAL INCOME TRUST, INC.
SUPPLEMENT NO. 3, DATED AUGUST 17, 2021
TO THE PROSPECTUS, DATED JUNE 2, 2021

This prospectus supplement (this “Supplement”) is part of and should be read in conjunction with the prospectus of Hines Global Income Trust, Inc., dated June 2, 2021 (the “Prospectus”), as supplemented by Supplement No. 1, dated June 16, 2021 and Supplement No. 2, dated July 16, 2021. Unless otherwise defined herein, capitalized terms used in this Supplement shall have the same meanings as in the Prospectus.

The purposes of this Supplement are as follows:

- A. to provide an update on the status of our current public offering;
- B. to update the offering price and transaction price for each class of our common stock for subscriptions to be accepted as of September 1, 2021;
- C. to disclose the calculation of our July 31, 2021 net asset value (“NAV”) per share, as determined in accordance with our valuation procedures, for each of our share classes;
- D. to provide an update regarding distributions declared; and
- E. to update disclosure in the “Experts” section of the Prospectus.

A. Status of Our Offerings

We launched our third public offering on June 2, 2021 which had its first monthly closing on July 1, 2021. Our second public offering was terminated immediately prior to the commencement of our third public offering on June 2, 2021. As of August 17, 2021, we have received gross proceeds of approximately \$78.9 million from the sale of 7.6 million shares of our common stock through our current public offering, including proceeds from our distribution reinvestment plan. As of August 17, 2021, approximately \$1.93 billion of our common shares remained available for sale pursuant to our current public offering in any combination of Class T Shares, Class S Shares, Class D Shares, and Class I Shares, exclusive of approximately \$495.5 million of shares available under our distribution reinvestment plan.

B. September 1, 2021 Offering Price and Transaction Price

The transaction price for each share class of our common stock for subscriptions to be accepted as of September 1, 2021 (and repurchases as of August 31, 2021) is as follows:

	Offering Price (per share)	Transaction Price (per share)
Class T	\$ 10.62	\$ 10.25
Class S	\$ 10.62	\$ 10.25
Class D	\$ 10.25	\$ 10.25
Class I	\$ 10.25	\$ 10.25

The transaction price for each of our share classes is equal to such class’s NAV per share as of July 31, 2021. The NAV per share as of July 31, 2021 is the same for each of our share classes. A calculation of the NAV per share is set forth below. The purchase price of our common stock for each share class equals the transaction price of such class, plus applicable upfront selling commissions and dealer manager fees.

C. July 31, 2021 NAV Per Share

Our board of directors has appointed a valuation committee comprised of independent directors, which we refer to herein as the valuation committee, to be responsible for the oversight of the valuation process. The valuation committee has adopted a valuation policy, as approved by our board of directors, and as amended from time to time, that contains a comprehensive set of methodologies to be used in connection with the calculation of our NAV. Our most recent NAV per share for each share class, which is updated as of the last calendar day of each month, is posted on our website at hinesglobalincometrust.com and is also available on our toll-free information line at (888) 220-6121. Please see Section G of this Supplement for a more detailed description of our valuation procedures, including important disclosure regarding interim real property valuations provided by our Advisor and reviewed by Altus Group U.S. Inc., or Altus, the independent valuation advisor we have engaged to prepare appraisal reviews and carry out a review of the calculation of the NAV for the Company. All parties engaged by us in the calculation of our NAV, including our Advisor, are subject to the oversight of our valuation committee. Generally, all of our real properties are appraised once each calendar year by third party appraisal firms in accordance with our valuation guidelines and such appraisals are reviewed by Altus. Altus reviewed the calculation of the new NAV per share of our common stock as of July 31, 2021, as set forth, and concurred with the calculation of the new NAV per share. Throughout the Prospectus, all references to Altus as the "independent valuation firm" are hereby superseded and replaced with "independent valuation advisor."

The table below sets forth the calculation of our NAV per share of each class of shares of our common stock as of July 31, 2021 and June 30, 2021 (the NAV per share is the same for each class of shares of our common stock):

	July 31, 2021		June 30, 2021	
	Gross Amount (in thousands)	Per Share	Gross Amount (in thousands)	Per Share
Real estate investments	\$ 2,329,069	\$ 18.22	\$ 2,320,285	\$ 18.59
Other assets	164,408	1.29	175,075	1.40
Debt and other liabilities	(1,183,770)	(9.26)	(1,215,682)	(9.74)
NAV	\$ 1,309,707	\$ 10.25	\$ 1,279,678	\$ 10.25
Shares outstanding	127,818		124,855	

As previously disclosed, the Coronavirus (COVID-19) pandemic has adversely impact global commercial activity. Although the outlook is improving in many areas of the world, included the United States, the United Kingdom and Europe, considerable uncertainty still surrounds the long term impact the pandemic will have on commercial real estate markets and future performance and value of our investments. Investments in real properties and real estate-related securities have been impacted by the pandemic and in some cases significantly. For example, our portfolio has two retail properties that represent approximately 16% of our portfolio, based on the estimated value of our real estate investments as of June 30, 2021. We agreed to grant \$3.8 million of rent relief to our retail tenants during the year ended December 31, 2020, as a result of their lost revenues resulting from the Coronavirus pandemic at these properties. Such rent relief consisted of rental payments that were forgiven or reduced due to the conversion of fixed rental payments to rental payments based on a percentage of the tenant's revenues as well as rent payments that were deferred to future periods. We have not granted significant additional rent relief during the six months ended June 30, 2021. While rent collections were adversely affected in the early months of the pandemic, consumer traffic at these properties has recovered to near pre-pandemic levels in recent months. During the six months ended June 30, 2021, rent collections had recovered to 99% of billed rent, which includes the collection of certain 2020 rent payments that were deferred to 2021.

Additionally, we refunded \$2.2 million in rent to students across our international student housing portfolio during the year ended December 31, 2020 and \$0.7 million for the six months ended June 30, 2021 as a result of temporary university closures. We expect on-campus learning to resume at the start of the 2021/2022 school year, but it is difficult to predict whether additional closures may occur.

Values of our retail and student housing properties have also been adversely impacted by the pandemic. While it is difficult to predict the potential long-term impacts the pandemic may have on our business, we have invested in well leased, high-quality assets using modest leverage in markets positioned for value retention and resiliency and we believe our globally diversified fund is well-situated to weather this challenge.

Our consolidated balance sheet as of July 31, 2021 includes a liability of \$29.5 million related to distribution and stockholder servicing fees payable to Hines Securities, Inc. (the "Dealer Manager") in future periods with respect to shares of its common stock. The NAV per share as of July 31, 2021 does not include any liability for distribution and stockholder servicing

fees that may become payable after July 31, 2021, since these fees may not ultimately be paid in certain circumstances, including if Hines Global was liquidated or if there was a listing of our common stock.

The valuations of our real properties as of July 31, 2021 were reviewed by Altus in accordance with our valuation procedures. Certain key assumptions that were used in the discounted cash flow analysis, which were determined by our Advisor and reviewed by Altus, are set forth in the following table based on weighted-averages by property type. However, the table below excludes assumptions related to properties acquired in the past 12 months since the acquisition cost of these properties will serve as their value for a period of up to one year following their acquisition, in accordance with our valuation policy.

	Office	Industrial	Retail	Residential/ Living	Weighted- Average Basis
Capitalization rate	6.50%	5.42%	6.76%	5.36%	5.71%
Discount rate / internal rate of return (“IRR”)	7.68%	5.96%	7.38%	6.25%	6.43%
Average holding period (years)	7.0	9.7	10.0	10.0	9.6

A change in the rates used would impact the calculation of the value of our real properties. For example, assuming all other factors remain constant, the changes listed below would result in the following effects on the value of our real properties:

Input	Hypothetical Change	Office	Industrial	Retail	Residential /Living	Weighted- Average Values
Capitalization rate (weighted-average)	0.25% decrease	3.35%	3.54%	2.34%	2.65%	3.04%
	0.25% increase	(3.10)%	(3.22)%	(2.17)%	(3.50)%	(3.13)%
Discount rate (weighted-average)	0.25% decrease	1.55%	2.00%	1.96%	1.22%	1.70%
	0.25% increase	(1.52)%	(1.95)%	(1.91)%	(2.77)%	(2.17)%

D. Distributions Declared

With the authorization of our board of directors, we declared monthly distributions for the month of August 2021 for each class of our common stock at the following rates (as rounded to the nearest three decimal places):

August 2021	Gross Distribution	Distribution and Stockholder Servicing Fee	Net Distribution
Class T Shares	\$ 0.052	\$ 0.008	\$ 0.044
Class S Shares	\$ 0.052	\$ 0.008	\$ 0.044
Class D Shares	\$ 0.052	\$ 0.002	\$ 0.050
Class I Shares	\$ 0.052	\$ —	\$ 0.052
Class AX Shares	\$ 0.052	\$ —	\$ 0.052
Class TX Shares	\$ 0.052	\$ 0.008	\$ 0.044
Class IX Shares	\$ 0.052	\$ 0.002	\$ 0.050

The net distributions for each class of shares of our common stock (which represents the gross distributions less the distribution and stockholder servicing fee for each applicable class of shares of common stock) will be payable to stockholders of record as of the last business day of August 2021, and will be paid on the first business day of September 2021. These distributions will be paid in cash or reinvested in shares of our common stock for stockholders participating in our distribution reinvestment plan. Distributions reinvested pursuant to our distribution reinvestment plan will be reinvested in shares of the same class of shares as the shares on which the distributions are being made. Some or all of the cash distributions may be paid from sources other than cash flows from operations.

E. Update to Experts

The following updates the “Experts” disclosure on page 180 of the Prospectus:

The statements included in this Supplement under Section C, “July 31, 2021 NAV Per Share,” relating to the role of Altus as the independent valuation advisor, have been reviewed by Altus and are included in this Supplement given the authority of Altus as an expert in real estate valuations.

**HINES GLOBAL INCOME TRUST, INC.
SUPPLEMENT NO. 2, DATED JULY 16, 2021
TO THE PROSPECTUS, DATED JUNE 2, 2021**

This prospectus supplement (this “Supplement”) is part of and should be read in conjunction with the prospectus of Hines Global Income Trust, Inc., dated June 2, 2021 (the “Prospectus”), as supplemented by Supplement No. 1, dated June 16, 2021. Unless otherwise defined herein, capitalized terms used in this Supplement shall have the same meanings as in the Prospectus.

The purposes of this Supplement are as follows:

- A. to provide an update on the status of our current public offering;
- B. to update the offering price and transaction price for each class of our common stock for subscriptions to be accepted as of August 1, 2021;
- C. to disclose the calculation of our June 30, 2021 net asset value (“NAV”) per share, as determined in accordance with our valuation procedures, for each of our share classes;
- D. to provide an update regarding distributions declared;
- E. to update disclosure in the “Experts” section of the Prospectus;
- F. to provide an update regarding the amendment and restatement of our Share Redemption Program; and
- G. to update disclosure in the “Management” section of the Prospectus to reflect the expansion of our board and the election of two additional directors

A. Status of Our Offerings

We launched our third public offering on June 2, 2021 which had its first monthly closing on July 1, 2021. Our second public offering was terminated immediately prior to the commencement of our third public offering on June 2, 2021. As of July 16, 2021, we have received gross proceeds of approximately \$31.4 million from the sale of 3.1 million shares of our common stock through our current public offering, including proceeds from our distribution reinvestment plan. As of July 16, 2021, approximately \$1.97 billion of our common shares remained available for sale pursuant to our current public offering in any combination of Class T Shares, Class S Shares, Class D Shares, and Class I Shares, exclusive of approximately \$497.8 million of shares available under our distribution reinvestment plan.

B. August 1, 2021 Offering Price and Transaction Price

The transaction price for each share class of our common stock for subscriptions to be accepted as of August 1, 2021 (and repurchases as of July 31, 2021) is as follows:

	Offering Price (per share)	Transaction Price (per share)
Class T	\$ 10.62	\$ 10.25
Class S	\$ 10.62	\$ 10.25
Class D	\$ 10.25	\$ 10.25
Class I	\$ 10.25	\$ 10.25

The transaction price for each of our share classes is equal to such class’s NAV per share as of June 30, 2021. The NAV per share as of June 30, 2021 is the same for each of our share classes. A calculation of the NAV per share is set forth below. The purchase price of our common stock for each share class equals the transaction price of such class, plus applicable upfront selling commissions and dealer manager fees.

C. June 30, 2021 NAV Per Share

Our board of directors has appointed a valuation committee comprised of independent directors, which we refer to herein as the valuation committee, to be responsible for the oversight of the valuation process. The valuation committee has adopted a valuation policy, as approved by our board of directors, and as amended from time to time, that contains a comprehensive set of methodologies to be used in connection with the calculation of our NAV. Our most recent NAV per share for each share class, which is updated as of the last calendar day of each month, is posted on our website at www.hinessecurities.com/hgit and is also available on our toll-free information line at (888) 220-6121. Please see Section G of this Supplement for a more detailed description of our valuation procedures, including important disclosure regarding interim real property valuations provided by our Advisor and reviewed by Altus Group U.S.

Inc., or Altus, the independent valuation advisor we have engaged to prepare appraisal reviews and carry out a review of the calculation of the NAV for the Company. All parties engaged by us in the calculation of our NAV, including our Advisor, are subject to the oversight of our valuation committee. Generally, all of our real properties are appraised once each calendar year by third party appraisal firms in accordance with our valuation guidelines and such appraisals are reviewed by Altus. Altus reviewed the calculation of the new NAV per share of our common stock as of June 30, 2021, as set forth, and concurred with the calculation of the new NAV per share. Throughout the Prospectus, all references to Altus as the "independent valuation firm" are hereby superseded and replaced with "independent valuation advisor."

The table below sets forth the calculation of our NAV per share of each class of shares of our common stock as of June 30, 2021 and May 31, 2021 (the NAV per share is the same for each class of shares of our common stock):

	June 30, 2021		May 31, 2021	
	Gross Amount		Gross Amount	
	(in thousands)	Per Share	(in thousands)	Per Share
Real estate investments	\$ 2,320,285	\$ 18.59	\$ 2,278,416	\$ 18.96
Other assets	175,075	1.40	174,755	1.45
Debt and other liabilities	(1,215,682)	(9.74)	(1,229,569)	(10.23)
NAV	\$ 1,279,678	\$ 10.25	\$ 1,223,602	\$ 10.18
Shares outstanding	124,855		120,227	

As previously disclosed, the Coronavirus (COVID-19) pandemic has adversely impact global commercial activity. Although the outlook is improving in many areas of the world, included the United States, the United Kingdom and Europe, considerable uncertainty still surrounds the long term impact the pandemic will have on commercial real estate markets and future performance and value of our investments. Investments in real properties and real estate-related securities have been impacted by the pandemic and in some cases significantly. For example, our portfolio has two retail properties that represent approximately 17% of our portfolio, based on the estimated value of our real estate investments as of March 31, 2021. We agreed to grant \$3.8 million of rent relief to our retail tenants during the year ended December 31, 2020, as a result of their lost revenues resulting from the Coronavirus pandemic at these properties. Such rent relief consisted of rental payments that were forgiven or reduced due to the conversion of fixed rental payments to rental payments based on a percentage of the tenant's revenues as well as rent payments that were deferred to future periods. We have not granted significant additional rent relief during the three months ended March 31, 2021. While rent collections were adversely affected in the early months of the pandemic, consumer traffic at these properties has recovered to near pre-pandemic levels in recent months. During the three months ended March 31, 2021, rent collections had recovered to 95% of billed rent, which includes the collection of certain 2020 rent payments that were deferred to 2021.

Additionally, we refunded \$2.2 million in rent to students across our international student housing portfolio during the year ended December 31, 2020 following the closing of nearby universities for the remainder of the 2019/2020 school year. These universities later announced a mixture of in-campus and on-line learning for the 2020/2021 school year with a delayed start. Subsequent to this announcement, local governments closed in-campus learning in early 2021, which has resulted in \$0.8 million in refunded rent to students from January through May 2021.

Values of our retail and student housing properties have also been adversely impacted by the pandemic. While it is difficult to predict the potential long-term impacts the pandemic may have on our business, we have invested in well leased, high-quality assets using modest leverage in markets positioned for value retention and resiliency and we believe our globally diversified fund is well-situated to weather this challenge.

Our consolidated balance sheet as of June 30, 2021 includes a liability of \$29.2 million related to distribution and stockholder servicing fees payable to Hines Securities, Inc. (the "Dealer Manager") in future periods with respect to shares of its

common stock. The NAV per share as of June 30, 2021 does not include any liability for distribution and stockholder servicing fees that may become payable after June 30, 2021, since these fees may not ultimately be paid in certain circumstances, including if Hines Global was liquidated or if there was a listing of our common stock.

The valuations of our real properties as of June 30, 2021 were reviewed by Altus in accordance with our valuation procedures. Certain key assumptions that were used in the discounted cash flow analysis, which were determined by our Advisor and reviewed by Altus, are set forth in the following table based on weighted-averages by property type. However, the table below excludes assumptions related to properties acquired in the past 12 months since the acquisition cost of these properties will serve as their value for a period of up to one year following their acquisition, in accordance with our valuation policy.

	Office	Industrial	Retail	Residential/ Living	Weighted- Average Basis
Capitalization rate	6.50%	5.24%	6.77%	5.27%	5.62%
Discount rate / internal rate of return (“IRR”)	7.72%	5.86%	7.19%	6.13%	6.34%
Average holding period (years)	7.0	9.6	10.0	10.0	9.6

A change in the rates used would impact the calculation of the value of our real properties. For example, assuming all other factors remain constant, the changes listed below would result in the following effects on the value of our real properties:

Input	Hypothetical Change	Office	Industrial	Retail	Residential /Living	Weighted- Average Values
Capitalization rate (weighted-average)	0.25% decrease	3.34%	4.95%	2.29%	2.83%	3.67%
	0.25% increase	(3.09)%	(4.58)%	(1.93)%	(3.38)%	(3.61)%
Discount rate (weighted-average)	0.25% decrease	1.55%	2.69%	2.20%	1.41%	2.08%
	0.25% increase	(1.52)%	(2.47)%	(1.88)%	(2.65)%	(2.35)%

D. Distributions Declared

With the authorization of our board of directors, we declared monthly distributions for the month of July 2021 for each class of our common stock at the following rates (as rounded to the nearest three decimal places):

July 2021	Distribution and Stockholder Servicing Fee		Net Distribution
	Gross Distribution		
Class T Shares	\$ 0.052	\$ 0.008	\$ 0.044
Class S Shares	\$ 0.052	\$ 0.008	\$ 0.044
Class D Shares	\$ 0.052	\$ 0.002	\$ 0.050
Class I Shares	\$ 0.052	\$ —	\$ 0.052
Class AX Shares	\$ 0.052	\$ —	\$ 0.052
Class TX Shares	\$ 0.052	\$ 0.008	\$ 0.044
Class IX Shares	\$ 0.052	\$ 0.002	\$ 0.050

The net distributions for each class of shares of our common stock (which represents the gross distributions less the distribution and stockholder servicing fee for each applicable class of shares of common stock) will be payable to stockholders of record as of the last business day of July 2021, and will be paid on the first business day of August 2021. These distributions will be paid in cash or reinvested in shares of our common stock for stockholders participating in our distribution reinvestment plan. Distributions reinvested pursuant to our distribution reinvestment plan will be reinvested in shares of the same class of shares as the shares on which the distributions are being made. Some or all of the cash distributions may be paid from sources other than cash flows from operations.

E. Update to Experts

The following updates the “Experts” disclosure on page 180 of the Prospectus:

The statements included in this Supplement under Section C, “June 30, 2021 NAV Per Share,” relating to the role of Altus as the independent valuation advisor, have been reviewed by Altus and are included in this Supplement given the authority of Altus as an expert in real estate valuations.

F. Update Regarding the Amendment and Restatement of Our Share Redemption Program

The following supersedes and replaces the third paragraph under the caption “Share Redemption Program” on pages 27 and 135, respectively, of the Prospectus.

There is no minimum holding period for your shares and you can request that we redeem your shares at any time. However, shares that have not been outstanding for at least one year will be redeemed at 95% of the transaction price (the “5% holding discount”) that would otherwise apply; provided, that, the period that a share was held prior to being converted into a share of another class pursuant to our charter will count toward the total hold period for such share, as converted. Upon request, we may waive the 5% holding discount in the case of death or disability of a stockholder. The 5% holding discount also will be waived with respect to shares issued pursuant to our distribution reinvestment plan and any shares that we issue as stock dividends. The 5% holding discount may also be waived with respect to shares redeemed by the Advisor, Sponsor and their affiliates. In addition, shares redeemed by the Advisor, the Sponsor and their affiliates will not be subject to the monthly and quarterly volume limitations described above, unless such shares were issued in lieu of a cash asset management fee or cash payment for the performance participation allocation. In addition, the discount may not apply to transactions initiated by the trustee or advisor to a donor-advised charitable gift fund, collective trust fund, common trust fund, fund of fund(s) or other institutional accounts, strategy funds or programs if we determine, in our sole discretion, such account, fund or program has an investment strategy or policy that is reasonably likely to control short-term trading. Further, shares of our common stock may be sold to certain employer sponsored plans, bank or trust company accounts and accounts of certain financial institutions or intermediaries for which we may not apply the discount to the underlying stockholders, often because of administrative or systems limitations.

G. Update to Management

Our board of directors voted to expand the number of directors of the Company from five to seven directors. In connection with the expansion of the size of the board, at the recommendation of our Nominating and Corporate Governance Committee, our board of directors elected Dr. Ruth J. Simmons and Laura Hines-Pierce to fill the newly-created vacancies on our board of directors and serve as directors of the Company effective on June 16, 2021. As a result of the expansion of the size of the board, we now have a total of seven directors, four of whom are independent of us, our Advisor and our respective affiliates. Accordingly, disclosure throughout the Prospectus concerning our board of directors and committees thereof is hereby updated by the disclosure set forth in this Section G of the Supplement.

The following biographies of the newly appointed directors are hereby added under the subheading, “Our Officers and Directors,” beginning on page 68 of the Prospectus:

Dr. Ruth J. Simmons, age 76. Dr. Simmons is the President of Prairie View A&M University, having served as interim President from July 2017 to December 2017, and President Emerita of Brown University, having served as President from 2001 to 2012. Prior to that, Dr. Simmons served as President of Smith College from 1995 to 2001 and Vice Provost of Princeton University from 1991 to 1995. She also served in various leadership positions at colleges and universities beginning in 1977, including the University of Southern California from 1979 to 1983, Princeton University from 1983 to 1989 and Spelman College from 1989 to 1991. Dr. Simmons currently serves on the board of directors for a number of privately-held companies and previously served on the board of directors at Square, Inc. from August 2015 to February 2020, Chrysler Automobiles N.V. from June 2012 to April 2019, Mondelez International, Inc. from October 2012 to November 2017, The Goldman Sachs Group, Inc. from 2000 until May 2010 and Texas Instruments Inc. from August 1999 to April 2016. Dr. Simmons holds a B.A. in French from Dillard University and a Ph.D. in Romance Languages and Literatures from Harvard University.

We believe Dr. Simmons' significant experience as a leader and innovator in higher education and as a director on multiple public company boards make her well-qualified to serve as one of our directors.

Laura Hines-Pierce, age 37. Ms. Hines-Pierce joined Hines, the sponsor of the Company, in 2012 and currently serves as the Senior Managing Director in the Office of the CEO and is a member of Hines' Executive Committee. From 2012 to 2017, she was responsible for project management of land acquisitions and developments in the Midwest and Southeast regions, including the analysis of acquisition and new business opportunities, the development of financial and budget models, the assessment of market research, the evaluation of mixed-use development opportunities and assistance with institutional fundraising. From 2017 to 2018, Ms. Hines-Pierce worked in the Office of the Chief Investment Officer and in September 2018 was named Hines' Transformation Officer, to support Hines' strategic and transformative efforts across its business. In addition to these roles, she also was a part of the team that established the OneHines Women's Network, which led to the creation of Hines' Diversity & Inclusion Initiative. Ms. Hines-Pierce received her Bachelor of Arts in Economics and Art History from Duke University and her MBA from Harvard University.

We believe that Ms. Hines-Pierce's significant experience in multiple executive leadership roles within Hines and the considerable depth of her institutional knowledge of Hines and its affiliates qualifies her to serve on our board of directors.

Our board of directors determined that Dr. Simmons qualifies as an independent director in accordance with the criteria in the Company's charter, the applicable rules of the SEC and the listing standards of the New York Stock Exchange, including with respect to committee service, and appointed her to serve on each of the Audit, Nominating and Corporate Governance, Conflicts, Compensation and Valuation Committees of our board of directors. In connection with her election, Dr. Simmons will be granted a stock award equal to a pro rata amount (reflecting her election for a partial term) of the \$30,000 restricted share award that each of the independent directors was granted following their election at the 2020 annual meeting of the Company's stockholders. Dr. Simmons will be granted approximately 681 restricted Class I shares of common stock on August 1, 2021. These restricted Class I shares will fully vest on the earlier to occur of: (i) the first anniversary of the grant date, subject to Dr. Simmons serving continuously as an independent director through and until the first anniversary of the grant date; (ii) the termination of service as an independent director due to her death or disability; or (iii) a change in control of the Company, subject to Dr. Simmons serving continuously through and until the date of the change in control of the Company.

**HINES GLOBAL INCOME TRUST, INC.
SUPPLEMENT NO. 1, DATED JUNE 16, 2021
TO THE PROSPECTUS, DATED JUNE 2, 2021**

This prospectus supplement (this “Supplement”) is part of and should be read in conjunction with the prospectus of Hines Global Income Trust, Inc., dated June 2, 2021 (the “Prospectus”). Unless otherwise defined herein, capitalized terms used in this Supplement shall have the same meanings as in the Prospectus.

The purposes of this Supplement are as follows:

- A. to provide an update on the status of our current public offering;
- B. to update the offering price and transaction price for each class of our common stock for subscriptions to be accepted as of July 1, 2021;
- C. to disclose the calculation of our May 31, 2021 net asset value (“NAV”) per share, as determined in accordance with our valuation procedures, for each of our share classes;
- D. to provide an update regarding distributions declared;
- E. to update disclosure in the “Experts” section of the Prospectus;
- F. to update disclosure in the "Investment Objectives and Policies with Respect to Certain Activities" section of the Prospectus; and
- G. to update disclosure in the "Valuation Policy and Procedures" section of the Prospectus.

A. Status of Our Offerings

We launched our third public offering on June 2, 2021 which will have its first monthly closing on July 1, 2021. We received gross proceeds of approximately \$925.0 million from the sale of 90.3 million shares of our common stock through our second public offering, including proceeds from stock issuances under our distribution reinvestment plan. Our second public offering was terminated immediately prior to the commencement of our third public offering on June 2, 2021.

B. July 1, 2021 Offering Price and Transaction Price

The transaction price for each share class of our common stock for subscriptions to be accepted as of July 1, 2021 (and repurchases as of June 30, 2021) is as follows:

	Offering Price (per share)	Transaction Price (per share)
Class T	\$ 10.55	\$ 10.18
Class S	\$ 10.55	\$ 10.18
Class D	\$ 10.18	\$ 10.18
Class I	\$ 10.18	\$ 10.18

The transaction price for each of our share classes is equal to such class’s NAV per share as of May 31, 2021. The NAV per share as of May 31, 2021 is the same for each of our share classes. A calculation of the NAV per share is set forth below. The purchase price of our common stock for each share class equals the transaction price of such class, plus applicable upfront selling commissions and dealer manager fees.

C. May 31, 2021 NAV Per Share

Our board of directors has appointed a valuation committee comprised of independent directors, which we refer to herein as the valuation committee, to be responsible for the oversight of the valuation process. The valuation committee has adopted a valuation policy, as approved by our board of directors, and as amended from time to time, that contains a comprehensive set of methodologies to be used in connection with the calculation of our NAV. Our most recent NAV per share for each share class, which is updated as of the last calendar day of each month, is posted on our website at www.hinessecurities.com/hgit and is also available on our toll-free information line at (888) 220-6121. Please see Section G of this Supplement for a more detailed description of our valuation procedures, including important disclosure regarding interim real property valuations provided by our Advisor and reviewed by Altus Group U.S., Inc., or Altus, the independent valuation firm we have engaged to prepare appraisal reviews and carry out a review of the calculation of the NAV for the Company. All parties engaged by us in the calculation of our NAV, including our Advisor, are subject to the oversight of our valuation committee. Generally, all of our real properties are appraised once each calendar year by third party appraisal firms in accordance with our valuation guidelines and such appraisals are reviewed by Altus. Altus reviewed the calculation of the new NAV per share of our common stock as of May 31, 2021, as set forth, and concurred with the calculation of the new NAV per share.

The table below sets forth the calculation of our NAV per share of each class of shares of our common stock as of May 31, 2021 and April 30, 2021 (the NAV per share is the same for each class of shares of our common stock):

	May 31, 2021		April 30, 2021	
	Gross Amount		Gross Amount	
	(in thousands)	Per Share	(in thousands)	Per Share
Real estate investments	\$ 2,278,416	\$ 18.96	\$ 1,934,140	\$ 16.53
Other assets	174,755	1.45	188,874	1.61
Debt and other liabilities	(1,229,569)	(10.23)	(934,983)	(7.99)
NAV	\$ 1,223,602	\$ 10.18	\$ 1,188,031	\$ 10.15
Shares outstanding	120,227		117,063	

As previously disclosed, the Coronavirus (COVID-19) pandemic has adversely impact global commercial activity. Although the outlook is improving in many areas of the world, included the United States, the United Kingdom and Europe, considerable uncertainty still surrounds the long term impact the pandemic will have on commercial real estate markets and future performance and value of our investments. Investments in real properties and real estate-related securities have been impacted by the pandemic and in some cases significantly. For example, our portfolio has two retail properties that represent approximately 17% of our portfolio, based on the estimated value of our real estate investments as of March 31, 2021. We agreed to grant \$3.8 million of rent relief to our retail tenants during the year ended December 31, 2020, as a result of their lost revenues resulting from the Coronavirus pandemic at these properties. Such rent relief consisted of rental payments that were forgiven or reduced due to the conversion of fixed rental payments to rental payments based on a percentage of the tenant's revenues as well as rent payments that were deferred to future periods. We have not granted significant additional rent relief during the three months ended March 31, 2021. While rent collections were adversely affected in the early months of the pandemic, consumer traffic at these properties has recovered to near pre-pandemic levels in recent months. During the three months ended March 31, 2021, rent collections had recovered to 95% of billed rent, which includes the collection of certain 2020 rent payments that were deferred to 2021.

Additionally, we refunded \$2.2 million in rent to students across our international student housing portfolio during the year ended December 31, 2020 following the closing of nearby universities for the remainder of the 2019/2020 school year. These universities later announced a mixture of in-campus and on-line learning for the 2020/2021 school year with a delayed start. Subsequent to this announcement, local governments closed in-campus learning in early 2021, which has resulted in \$0.8 million in refunded rent to students from January through May 2021.

Values of our retail and student housing properties have also been adversely impacted by the pandemic. While it is difficult to predict the potential long-term impacts the pandemic may have on our business, we have invested in well leased, high-quality assets using modest leverage in markets positioned for value retention and resiliency and we believe our globally diversified fund is well-situated to weather this challenge.

Our consolidated balance sheet as of May 31, 2021 includes a liability of \$28.3 million related to distribution and stockholder servicing fees payable to Hines Securities, Inc. (the "Dealer Manager") in future periods with respect to shares of its common stock. The NAV per share as of May 31, 2021 does not include any liability for distribution and stockholder servicing

fees that may become payable after May 31, 2021, since these fees may not ultimately be paid in certain circumstances, including if Hines Global was liquidated or if there was a listing of our common stock.

The valuations of our real properties as of May 31, 2021 were reviewed by Altus in accordance with our valuation procedures. Certain key assumptions that were used in the discounted cash flow analysis, which were determined by our Advisor and reviewed by Altus, are set forth in the following table based on weighted-averages by property type. However, the table below excludes assumptions related to properties acquired in the past 12 months since the acquisition cost of these properties will serve as their value for a period of up to one year following their acquisition, in accordance with our valuation policy.

	Office	Industrial	Retail	Residential/ Living	Weighted- Average Basis
Capitalization rate	6.50%	5.63%	6.94%	5.37%	5.84%
Discount rate / internal rate of return (“IRR”)	7.89%	5.96%	7.11%	6.32%	6.45%
Average holding period (years)	7.0	10.0	10.0	10.0	9.7

A change in the rates used would impact the calculation of the value of our real properties. For example, assuming all other factors remain constant, the changes listed below would result in the following effects on the value of our real properties:

Input	Hypothetical Change	Office	Industrial	Retail	Residential /Living	Weighted- Average Values
Capitalization rate (weighted-average)	0.25% decrease	3.28%	3.26%	2.27%	2.60%	2.87%
	0.25% increase	(3.04)%	(2.97)%	(2.11)%	(3.56)%	(3.03)%
Discount rate (weighted-average)	0.25% decrease	1.53%	2.06%	1.96%	1.25%	1.72%
	0.25% increase	(1.50)%	(2.01)%	(1.92)%	(2.73)%	(2.19)%

D. Distributions Declared

With the authorization of our board of directors, we declared monthly distributions for the month of June 2021 for each class of our common stock at the following rates (as rounded to the nearest three decimal places):

June 2021	Gross Distribution	Distribution and Stockholder Servicing Fee	Net Distribution
Class T Shares	\$ 0.052	\$ 0.008	\$ 0.044
Class S Shares	\$ 0.052	\$ 0.008	\$ 0.044
Class D Shares	\$ 0.052	\$ 0.002	\$ 0.050
Class I Shares	\$ 0.052	\$ —	\$ 0.052
Class AX Shares	\$ 0.052	\$ —	\$ 0.052
Class TX Shares	\$ 0.052	\$ 0.008	\$ 0.044
Class IX Shares	\$ 0.052	\$ 0.002	\$ 0.050

The net distributions for each class of shares of our common stock (which represents the gross distributions less the distribution and stockholder servicing fee for each applicable class of shares of common stock) will be payable to stockholders of record as of the last business day of June 2021, and will be paid on the first business day of July 2021. These distributions will be paid in cash or reinvested in shares of our common stock for stockholders participating in our distribution reinvestment plan. Distributions reinvested pursuant to our distribution reinvestment plan will be reinvested in shares of the same class of shares as the shares on which the distributions are being made. Some or all of the cash distributions may be paid from sources other than cash flows from operations.

E. Update to Experts

The following updates the “Experts” disclosure on page 180 of the Prospectus:

The statements included in this Supplement under Section C, “May 31, 2021 NAV Per Share,” relating to the role of Altus as the independent valuation firm, have been reviewed by Altus and are included in this Supplement given the authority of Altus as an expert in real estate valuations.

F. Update to Investment Objectives and Policies with Respect to Certain Activities

The following is inserted immediately prior to the third paragraph in the “—Acquisition and Investment Policies” subsection on page 113 of the Prospectus:

Our board of directors has adopted investment guidelines that delegate to an investment committee the authority to execute acquisitions, developments, redevelopments and dispositions of any real estate properties and other real estate investments, in each case so long as such transactions are consistent with the investment guidelines adopted by our board of directors, which include quantitative and qualitative investment criteria that must be met. The investment committee consists of officers of our Advisor. Our investment guidelines also delegate to the investment committee the authority to obtain financing, modify existing financing, and approve leases and capital expenditures, in each case so long as the transaction is consistent with the investment guidelines adopted by our board of directors. Our board of directors has ultimate oversight over our investments and may change from time to time the scope of authority delegated to the investment committee. Our board of directors established the investment criteria in our investment guidelines with the intent that the consideration to be paid for each such real estate property or other real estate investment will be approved by the investment committee in accordance with the requirements set forth in our charter. In addition, under our investment guidelines, our board of directors, including a majority of the independent directors, must approve any proposed acquisition of real estate property or other real estate investment for a contractual purchase price greater than \$150.0 million. Our board of directors is also required to review a summary of each transaction approved by the investment committee on a quarterly basis. As noted below, any transactions between us and our directors, Hines, our Advisor or any of their affiliates must be approved by a majority our board of directors, including a majority of the independent directors, not otherwise interested in the transaction.

G. Update to Valuation Policy and Procedures

1. The following supersedes and replaces the first full question and answer on page 6 of the Prospectus:

Q. How and when will your NAV per share be calculated?

- A. We establish a new NAV per share on a monthly basis. Our NAV per share is calculated based on the estimated fair value of our assets less liabilities under market conditions existing as of the date of the valuation. As approved by our board of directors, including the valuation committee (which consists solely of independent directors), we have engaged Altus Group U.S. Inc., a third-party valuation firm, to review the reasonableness of third-party appraisals of our real properties and interim valuations prepared by our Advisor as well as to review our monthly NAV calculation. Periodic real property appraisals will serve as the foundation of the valuation and each property will be appraised no less than approximately once every 12 calendar months. See “Description of Capital Stock—Valuation Policy and Procedures” for more information regarding the determination of our NAV per share. We expect that we will publish the NAV per share generally within 15 calendar days following the last calendar day of each month. Promptly following any adjustment to the transaction price per share, we will file a prospectus supplement or post-effective amendment to the registration statement with the Securities and Exchange Commission, or the SEC, disclosing the adjusted transaction price and the effective date of such adjusted transaction prices. We also will post the updated information on our website at <https://www.hinesglobalincometrust.com>. The new NAV per share generally will be the new transaction price for each share class.

2. The following supersedes and replaces the "Description of Capital Stock–Valuation Policy and Procedures" disclosure beginning on page 137 of the Prospectus.

Valuation Policy and Procedures

Overview

Our board of directors has appointed a valuation committee comprised of independent directors, which we refer to herein as the valuation committee, to be responsible for the oversight of the valuation process, subject to the final approval of our board of directors. The valuation committee has adopted a valuation policy, as amended from time to time, that contains a comprehensive set of methodologies to be used in connection with the calculation of our NAV. As a public company, we are required to issue financial statements generally based on historical cost in accordance with GAAP. To calculate our NAV, we have adopted a valuation policy which is described below, which adjusts the value of certain of our assets and liabilities from historical cost to estimated fair value. As a result, our NAV will likely differ from the amount reported as stockholders' equity on the face of our financial statements prepared in accordance with GAAP. For purposes of determining our NAV per share, the estimated fair value of our assets and liabilities will be determined using widely accepted methodologies and, as appropriate, the GAAP principals within the FASB Accounting Standards Codification under Topic 820, Fair Value Measurements and Disclosures. However, our valuation procedures and our NAV are not subject to GAAP and will not be subject to independent audit. Furthermore, no rule or regulation requires that we calculate NAV in a certain way.

We establish a new NAV per share on a monthly basis. We expect that we will publish the NAV per share generally within 15 calendar days following the last calendar day of each month.

The following is a summary of the valuation policy we expect to follow with respect to each determination of a NAV per share for each class of our common stock.

Independent Valuation Firm

We have engaged Altus Group U.S., Inc., which we refer to as Altus Group, a third-party valuation firm, to review the third-party appraisals of our properties and interim valuations prepared by our Advisor as well as review the reasonableness of those valuations and a review of our monthly NAV calculation, as further described below. Our Advisor, with the approval of our board of directors, including the valuation committee, may engage additional valuation advisors in the future, as deemed necessary.

Altus Group will discharge its responsibilities in accordance with our valuation policy. Our valuation committee will not be involved in the monthly valuation of our assets and liabilities but will periodically receive and review the information about the valuation of our assets and liabilities as it deems necessary to exercise its oversight responsibility. The NAV per share calculation for each class of shares will be reviewed by Altus Group by utilizing the third-party appraised values, the third-party valuations of our certain other assets and liabilities and interim valuations and other information provided by our Advisor regarding balances of cash, tenant and other receivables, accounts payable and accrued expenses, distributions payable and other assets and liabilities.

We expect to obtain a written report from Altus Group which will set forth a summary of the processes and methodologies undertaken in their review of the valuations, a description of the scope of the reviews performed by them and any limitations thereto, the data and assumptions used for the review, the applicable industry standards used for the valuation, any other matters related to the valuation analysis and a review of our NAV per share calculation for each class of our common stock.

Altus Group and/or certain other independent third-party appraisers have provided, and are expected to continue to provide, real estate appraisal, appraisal management and real estate valuation advisory services to Hines Global and its affiliates and have received, and are expected to continue to receive, fees in connection with such services. Altus Group and certain of the independent third-party appraisers and their respective affiliates may from time to time in the future perform other commercial real estate and financial advisory services for Hines Global and its affiliates, or in transactions related to the properties that are the subjects of the valuations being performed for us, or otherwise, so long as such other services do not adversely affect the independence of Altus Group or the applicable appraiser as certified in the applicable appraisal report.

Valuation of Assets

Real Estate Properties

With the authorization of our board of directors, each of our real properties will be appraised by a third party approximately once every 12 calendar months. In order to provide a smooth and orderly appraisal process, we will seek to have approximately 1/4th of our portfolio appraised each quarter, although we may have more or less properties appraised in a quarter. The acquisition price of newly-acquired properties may serve as their estimated fair value for purposes of calculating our NAV for a period of up to one year following their acquisition, and thereafter will be part of the appraisal cycle described above.

Our third-party appraisal firms will utilize recognized industry standards prescribed by the Uniform Standards of Professional Appraisal Practice or the similar industry standard for the country where the property appraisal is conducted (such as the Royal Institution of Chartered Surveyors), of each of the real estate properties we own and will assign a discrete estimated fair value for each property. All appraisals of properties will be conducted by appraisers possessing a Member Appraisal Institute designation or similar designation or, for international appraisals, by a public certified expert for real estate valuations, qualified to perform and oversee the appraisal work of the scope and nature required.

Our Advisor will monitor our properties for events that our Advisor believes may be expected to have a material impact on the most recent estimated fair values of such property and will notify Altus Group of such events. If, in the opinion of our Advisor, an event becomes known to our Advisor (including through communication with our third-party valuation firm) that is likely to have any material impact on previously provided estimated fair values of the affected properties, our Advisor will adjust the valuation of such properties, subject to the review of reasonableness by Altus Group.

For example, a valuation adjustment may be appropriate to reflect the occurrence of an unexpected property-specific event, such as the termination or renewal of a material lease, a material change in vacancies, an unanticipated structural or environmental event at a property or a significant capital market event that may cause the estimated fair value of a property to change materially. Valuation adjustments may also be appropriate to reflect the occurrence of broader market-driven events identified by our Advisor or Altus Group which may impact more than one specific property. Any such adjustments will be estimates of the market impact of specific events as they occur, based on assumptions and judgments that may or may not prove to be correct, and may also be based on the limited information readily available at that time. If deemed appropriate by our Advisor or Altus Group, any necessary adjustment will be determined as soon as practicable.

Real Estate-Related Assets and Securities

Publicly traded debt and equity real estate-related assets that are not restricted as to salability or transferability are valued monthly based on publicly available information. Generally, to the extent the information is available, such assets are valued at the last trade of such securities that was executed at or prior to closing on the valuation day or, in the absence of such trade, the last “bid” price. The value of publicly traded debt and equity real estate-related assets that are restricted as to salability or transferability may be adjusted by the pricing source for a liquidity discount. In determining the amount of such discount, consideration will be given to the nature and length of such restriction and the relative volatility of the market price of the asset. Individual investments in non-publicly traded debt investments, such as mortgages, mortgage participations and mezzanine loans, will also be included in our determination of NAV at fair value.

Pursuant to our valuation procedures, our valuation committee approves the pricing sources of our real estate-related assets. In general, these sources are third parties other than Altus Group or our Advisor. However, we may utilize our Advisor or an affiliate of Hines as a pricing source if the asset is immaterial or there are no other pricing sources reasonably available. The third-party pricing source may, under certain circumstances, be Altus Group.

Valuation of Liabilities

We will include the estimated fair value of our liabilities as part of our NAV calculation. Our debt will be valued at fair value using widely accepted methodologies and, as appropriate, in accordance with GAAP. Estimates of fair value for property-level mortgage and corporate level debt will be prepared by our Advisor and reviewed for reasonableness by an independent third party. The value of non-recourse debt shall not exceed the value of the underlying real estate collateral, if applicable.

In addition to debt, we expect our liabilities will also include fees accrued and payable to our Advisor and other accrued liabilities for both the asset management fee and performance participation allocation, accounts payable, accrued operating

expenses and certain other liabilities. We expect that the estimated fair value for such liabilities will generally be consistent with their value in accordance with GAAP.

NAV and NAV per Share Calculation

As previously described, we establish a new NAV per share on a monthly basis. We expect that we will publish the NAV per share generally within 15 calendar days following the last calendar day of each month.

We expect that each time it is determined, the NAV per share of each Class T share, Class S share, Class D share and Class I share will be the same, except in the unlikely event that the distribution fees payable by us exceed the amount otherwise available for distribution to holders of Class T shares and/or Class S shares and/or Class D shares in a particular period (prior to the deduction of the distribution and stockholder servicing fees), in which case the excess will be accrued as a reduction to the NAV per share of each Class T shares and/or Class S shares and/or Class D shares, as applicable.

In addition to using the estimated fair values of our real estate investments and our debt obligations, each determination of a new NAV per share will include the values of other assets and liabilities such as cash, tenant and other receivables, accounts payable and accrued expenses, distributions payable and other assets and liabilities, all of which will be valued at cost. Additionally, the calculation of the NAV per share will exclude certain items on our consolidated balance sheet that are determined to have no future value or economic impact on the valuation. Examples include receivables related to straight-line rental revenue and costs incurred to put debt in place. Other items such as intangible lease assets and liabilities related to our real estate investments and costs incurred for capital expenditures will be excluded from the calculation of NAV per share because they are already considered elsewhere in the real estate valuation. No liquidity discounts or discounts relating to the fact that we are externally managed will be applied to the NAV per share and no attempt will be made to value us as an enterprise.

In addition, as noted in the “Management—Our Advisor and Our Advisory Agreement” section of this prospectus, our Advisor advanced all of our organization and offering expenses on our behalf (other than upfront selling commissions, dealer manager fees and distribution and stockholder servicing fees) through December 31, 2018. We began reimbursing our Advisor for all such advanced expenses, as well as any organization and offering expenses incurred in prior periods related to our initial public offering, ratably over the 60 months following December 31, 2018, to the extent reimbursements to our Advisor for cumulative organization and offering expenses do not exceed an amount equal to 2.5% of gross offering proceeds from our public offerings. For purposes of calculating our NAV, the organization and offering expenses paid by our Advisor through December 31, 2018 will not be recognized as expenses or as a component of equity and reflected in our NAV until we reimburse our Advisor for these costs. The NAV per share for each class is calculated by dividing such class’s NAV at the end of each month by the number of shares outstanding for that class at the end of such month.

The calculation of the NAV per share will not reflect any distribution and stockholder servicing fees that may become payable after the date of the calculation, which fees may not ultimately be paid in certain circumstances, including if the Company was liquidated or if there was a listing of our common shares. Any estimated liability for future potential distribution and stockholder servicing fees, which will be accrued under GAAP at the time the corresponding share is sold, will not be reflected in the calculation of the NAV per share.

While the methodologies contained in our valuation guidelines are designed to operate reliably within a wide variety of circumstances, it is possible that in certain unanticipated situations or after the occurrence of certain extraordinary events (such as a significant disruption in relevant markets, a terrorist attack or an act of nature), our ability to calculate NAV may be impaired or delayed, including, without limitation, circumstances where there is a delay in accessing or receiving information from vendors or other reporting agents upon which we may rely in calculating the NAV per share. In these circumstances, a more accurate valuation of our NAV per share could be obtained by using different assumptions or methodologies. Accordingly, in special situations when, in our Advisor’s reasonable judgment, the administration of the valuation guidelines would result in a valuation that does not represent a fair and accurate estimate of the value of the investment, alternative methodologies may be applied, and our Advisor must notify our board of directors at the next scheduled board meeting of any alternative methodologies utilized and their impact on the overall valuation of our investment. Notwithstanding the foregoing, our board of directors may suspend this offering and/or the share redemption program if it determines that the calculation of our NAV per share is materially incorrect or unreliable or there is a condition that restricts the valuation of a material portion of our assets. For a description of the risks associated with the calculation of and reliance on an NAV per share of our Class T shares, Class S shares, Class D shares and Class I shares, see “Risk Factors—Risks Related to Investing in this Offering—Valuations and appraisals of our properties, real estate-related assets and real estate-related liabilities are estimates of fair value and may not necessarily correspond to realizable value.”

As noted above, we conduct monthly valuations of our common stock. We expect that we will publish the NAV per share generally within 15 calendar days as of the last calendar day of each month. Promptly following any adjustment to the transaction price per share (which will impact the offering prices per share), we will file a prospectus supplement or post-effective amendment to the registration statement with the SEC disclosing the adjusted transaction prices and the effective date of such adjusted transaction prices. We also will post the updated information on our website at <https://www.hinesglobalincometrust.com>. The new NAV per share will be the new transaction price for each share class.

Oversight by our Board of Directors

All parties engaged by us or involved in the valuation of our assets or calculation of our NAV, including Altus Group and our Advisor, are subject to the oversight of our board of directors, including our valuation committee. As part of this process, our Advisor reviews the estimates of our valuations for consistency with our valuation guidelines and informs our board of directors of its conclusions. Additionally, all such parties are available to meet with our board of directors and valuation committee to review valuation information, as well as our valuation policy and the operation and results of the valuation process generally. Our valuation committee has the right to engage additional valuation firms and pricing sources to review the valuation process or valuations, if deemed appropriate.

PROSPECTUS

Hines Global Income Trust Inc.
\$2,500,000,000 Maximum Offering

We are a Maryland corporation formed in 2013 for the purpose of raising capital through public stock offerings and investing in a diversified portfolio of quality commercial real estate properties and other real estate investments located throughout the United States and internationally, and to a lesser extent, invest in real-estate related securities. We are sponsored by Hines Interests Limited Partnership, or Hines, a fully integrated global real estate investment and management firm that has acquired, developed, owned, operated and sold real estate for 60 years. We have elected to be taxed as a real estate investment trust, or REIT, for U.S. federal income tax purposes beginning with our taxable year ended December 31, 2015. This is our third public offering. We commenced our initial public offering on August 20, 2014 and have raised approximately \$1.3 billion from the sale of shares of our common stock in our public offerings as of May 1, 2021.

Through our affiliated Dealer Manager, Hines Securities, Inc., we are offering in this follow-on offering up to \$2,000,000,000 in our common shares in our primary offering on a best efforts basis and \$500,000,000 in our common shares to be issued pursuant to our distribution reinvestment plan. We are offering four classes of shares of our common stock: Class T shares, Class S shares, Class D shares, and Class I shares, which we refer to individually as our Class T shares, Class S shares, Class D shares, and Class I shares, and collectively as our common shares. The share classes have different upfront selling commissions and dealer manager fees, and different ongoing distribution and stockholder servicing fees. Each class of shares will be sold at the then-current “transaction price,” plus applicable upfront selling commissions and dealer manager fees. The “transaction price” generally will be equal to the most recently determined net asset value (“NAV”) per share for such class, as determined on a monthly basis, however, we may offer shares at a price that we believe reflects the NAV per share of such stock more appropriately than the prior month’s NAV per share, including by updating a previously disclosed transaction price, in cases where we believe there has been a material change (positive or negative) to our NAV per share since the end of the prior month. Accordingly, the offering price per share for each class of our common stock will vary. We reserve the right to reallocate the common shares in accordance with federal securities laws between the primary offering and the distribution reinvestment plan.

Although we do not intend to list our shares of common stock for trading on an exchange or other trading market, in an effort to provide our stockholders with liquidity in respect of their investment in our shares, we have adopted a share redemption program whereby, subject to certain limitations, stockholders may request on a monthly basis that we redeem all or any portion of their shares. We may choose to redeem all, some or none of the shares that have been requested to be redeemed at the end of any particular month, in our discretion, subject to any limitations in the share redemption program. Subject to deductions for early redemption, the redemption price per share for each class of common stock will equal the then-current transaction price, as determined each month, for such class.

Investing in shares of our common stock involves a high degree of risk. You should purchase shares only if you can afford a complete loss of your investment. See “Risk Factors” beginning on page 30 before purchasing our common shares. Significant risks relating to your investment in our common shares include:

- Our charter does not require us to pursue a transaction to provide liquidity to our stockholders and there is no public market for our common shares; therefore, you must be prepared to hold your shares for an indefinite length of time and, if you are able to sell your shares, you will likely sell them at a substantial discount.
- This is a blind pool offering and you will not have the opportunity to evaluate the additional investments we will make prior to purchasing shares of our common stock.
- This is a best efforts offering and as such, there is a risk that we will not be able to accomplish our business objectives and that the poor performance of a single investment will materially adversely affect our overall investment performance, if we are unable to raise substantial funds.
- Distributions have exceeded earnings. Some or all of our distributions have been paid, and may continue to be paid, and during the offering phase, are likely to be paid at least partially from sources such as proceeds from our debt financings, proceeds from this offering, cash advances by our Advisor, HGIT Advisors LP, cash resulting from a waiver or deferral of fees and/or proceeds from the sale of assets. We have not placed a cap on the amount of our distributions that may be paid from any of these sources. If we continue to pay distributions from sources other than our cash flow from operations, we will have less funds available for the acquisition of properties, and your overall return may be reduced.
- The purchase and redemption price for shares of our common stock generally will be based on our most recently determined NAV (subject to material changes as described above) and will not be based on any public trading market. While there will be independent appraisals of our properties performed annually, at any given time our NAV may not accurately reflect the actual then-current market value of our assets.
- There is no public market for our shares and an investment in our shares will have very limited liquidity. There are significant restrictions and limitations on your ability to have any of your shares of our common stock redeemed under our share redemption program and, if you are able to have your shares redeemed, it may be at a price that is less than the price you paid and the then-current market value of the shares. Further, our board of directors may make exceptions to, modify or suspend our share redemption program if in its reasonable judgement it deems such actions to be in our best interest and the best interest of our stockholders. Although our board of directors has the discretion to suspend our share redemption program, our board of directors will not terminate our share redemption program other than in connection with a liquidity event which results in our stockholders receiving cash or securities listed on a national securities exchange or where otherwise required by law.
- Due to the risks involved in the ownership of real estate investments, there is no assurance of any return on your investment and you may lose some or all of your investment.
- International investment risks, including the burden of complying with a wide variety of foreign laws and the uncertainty of such laws, the tax treatment of transaction structures, political and economic instability, foreign currency fluctuations, and inflation and governmental measures to curb inflation may adversely affect our operations and our ability to make distributions.
- If we internalize our management functions, we could incur adverse effects on our business and financial condition, including significant costs associated with becoming and being self-managed and the percentage of our outstanding common stock owned by our stockholders could be reduced.
- We rely on affiliates of Hines for our day-to-day operations and the selection of real estate investments. We pay substantial fees and other payments to these affiliates for these services. These affiliates are subject to conflicts of interest as a result of this and other relationships they have with us and other investment vehicles sponsored by Hines. We also compete with affiliates of Hines for tenants and investment opportunities, and some of those affiliates may have priority with respect to certain investment opportunities.

	Price to the Public ⁽¹⁾		Upfront Selling Commissions and Dealer Manager Fees ⁽²⁾		Proceeds to Us, Before Expenses ⁽³⁾	
Maximum Primary Offering ⁽⁴⁾	\$	2,000,000,000	\$	35,000,000	\$	1,965,000,000
Class T shares, per share ⁽⁵⁾	\$	10.52	\$	0.37	\$	10.15
Class S shares, per share ⁽⁵⁾	\$	10.52	\$	0.37	\$	10.15
Class D shares, per share	\$	10.15	\$	—	\$	10.15
Class I shares, per share	\$	10.15	\$	—	\$	10.15
Maximum Distribution Reinvestment Plan	\$	500,000,000	\$	—	\$	500,000,000.000

- (1) The price per share shown is the transaction price, which is equal to each class’s NAV per share as of April 30, 2021, plus applicable upfront selling commissions and dealer manager fees. Shares will be issued on a monthly basis at a price per share equal to the then-current transaction price, which generally will be equal to the most recently determined NAV per share for such class, plus, in the case of shares sold in the primary offering, applicable upfront selling commissions and dealer manager fees.
- (2) The table assumes that with respect to shares sold in the primary offering, 1/4 of the gross offering proceeds is from the sale of each of the four classes of our common stock. The number of shares of each class sold and the relative proportions in which the classes of shares are sold are uncertain and may differ significantly from this assumption. For Class T shares sold in the primary offering, investors will pay aggregate upfront selling commissions and dealer manager fees of up to 3.5% of gross offering proceeds from Class T shares, consisting of any combination of selling commissions and dealer manager fees. For Class S shares sold in the primary offering, investors will pay upfront selling commissions of up to 3.5% of gross offering proceeds from Class S shares and no dealer manager fees. We will also pay the following distribution and stockholder servicing fees to our dealer manager, subject to Financial Industry Regulatory Authority, Inc. (“FINRA”) limitations on underwriting compensation: (a) with respect to our outstanding Class T shares and Class S shares, a distribution and stockholder servicing fee equal to up to 1.0% per annum of the aggregate NAV of our outstanding Class T shares and Class S shares, as applicable, and (b) with respect to our outstanding Class D shares, a distribution and stockholder servicing fee equal to up to 0.25% per annum of the aggregate NAV of our outstanding Class D shares, in each case, payable monthly. No distribution and stockholder servicing fees will be paid with respect to the Class I shares. The total amount that will be paid over time for other underwriting compensation depends on the average length of time for which shares remain outstanding, the term over which such amount is measured and the performance of our investments. See “Plan of Distribution,” “Estimated Use of Proceeds” and “Management Compensation.”
- (3) Proceeds are calculated before deducting organization and offering expenses payable by us, which are paid over time. The organization and offering expenses payable by us are capped at 2.5% of the gross offering proceeds from our public offerings.
- (4) We reserve the right to reallocate shares of common stock between our primary offering and our distribution reinvestment plan.
- (5) Per share price amounts have been rounded to the nearest whole cent. Per share commissions and fees have been rounded to the nearest tenth of a cent.

Neither the Securities and Exchange Commission nor any state securities commission or other regulatory body has approved or disapproved of these securities or determined if this prospectus is truthful or complete, or determined whether the offering can be sold to any or all purchasers in compliance with existing or future suitability or conduct standards. Any representation to the contrary is a criminal offense. THE ATTORNEY GENERAL OF NEW YORK HAS NOT PASSED ON OR ENDORSED THE MERITS OF THIS OFFERING. ANY REPRESENTATION TO THE CONTRARY IS UNLAWFUL.

The use of projections or forecasts in this offering is prohibited. Any representations to the contrary and any predictions, written or oral, as to the amount or certainty of any present or future cash benefit or tax consequence that may flow from an investment in the common shares is not permitted.

The date of this prospectus is June 2, 2021.

SUITABILITY STANDARDS

The common shares we are offering are suitable only as a long-term investment for persons of adequate financial means. There currently is no public market for our common shares, and we currently do not intend to list our shares on a national securities exchange. Therefore, it will likely be difficult for you to sell your shares and, if you are able to sell your shares, you will likely sell them at a substantial discount. You should not buy these shares if you need to sell them immediately, will need to sell them quickly in the future or cannot bear the loss of your entire investment.

In consideration of these factors, we require that a purchaser of shares have either:

- a gross annual income of at least \$70,000 and a net worth (excluding the value of the purchaser's home, home furnishings and automobiles) of at least \$70,000; or
- a net worth (excluding the value of the purchaser's home, home furnishings and automobiles) of at least \$250,000.

Several states have established suitability standards different from the minimum standards described above. Shares will be sold only to investors in these states who meet the special state-specific suitability standards set forth below.

Alabama—An Alabama investor must have a liquid net worth of at least 10 times such Alabama resident's investment in us and our affiliated programs.

California—An investor's investment in us may not exceed 10% of such investor's liquid net worth. An investment by a California investor that is an accredited investor as defined in Regulation D under the Securities Act of 1933, as amended (the "Securities Act"), is not subject to the foregoing limitation.

Idaho—An Idaho investor must have either (i) a minimum liquid net worth of \$85,000 and an annual gross income of \$85,000 or (ii) a minimum liquid net worth of \$300,000. In addition, an Idaho investor's total investment in us shall not exceed 10% of his or her liquid net worth.

Iowa—An Iowa investor must have either (i) a minimum net worth of \$100,000 (excluding the value of an investor's home, furnishings and automobiles) and an annual income of \$85,000, or (ii) a minimum net worth of \$350,000 (excluding the value of an investor's home, furnishings and automobiles). In addition, an Iowa investor's total investment in us and any other public, non-listed REIT may not exceed 10% of such investor's liquid net worth. An investment by an Iowa investor that is an accredited investor as defined in Regulation D under the Securities Act is not subject to the foregoing limitation.

Kansas—It is recommended that Kansas investors limit such investor's total investment in us and in the securities of similar programs to not more than 10% of such investor's liquid net worth.

Kentucky—No Kentucky resident shall invest more than 10% of his or her liquid net worth in our shares or in shares of our affiliates' non-publicly traded real estate investment trusts.

Maine—The Maine Office of Securities recommends that an investor's aggregate investment in this offering and other similar direct participation investments not exceed 10% of the investor's liquid net worth.

Massachusetts—Massachusetts investors must (i) have either (a) an annual gross income of at least \$100,000 and a net worth of at least \$100,000, or (b) a net worth of at least \$350,000; and (ii) limit their investment in us and in other illiquid direct participation programs to 10% of such investor's liquid net worth.

Missouri—An investor must have a liquid net worth of at least 10 times such investor's investment in our shares.

Nebraska—A Nebraska investor must limit his or her aggregate investment in this offering and in securities of other non-publicly traded REITs to 10% of such investor's net worth. An investment by a Nebraska investor that is an accredited investor as defined in Regulation D under the Securities Act is not subject to the foregoing limitation.

New Jersey—A New Jersey Investor must have either (a) a minimum liquid net worth of at least \$100,000 and a minimum annual gross income of not less than \$85,000, or (b) a minimum liquid net worth of \$350,000. In addition, an investor's investment in us, our affiliates, and other non-publicly traded direct investment programs (including REITs, business development companies, oil and gas programs, equipment leasing programs and commodity pools, but excluding unregistered, federally and state exempt private offerings) may not exceed ten percent (10%) of his or her liquid net worth.

New Mexico—A new Mexico's investor's investment in us, our affiliates and in any other public, non-traded real estate programs may not exceed ten percent (10%) of his, her or its liquid net worth.

North Dakota—An investor must have a net worth of at least 10 times such investor's investment in our shares.

Ohio—It shall be unsuitable for an Ohio investor's aggregate investment in our shares, in shares of our affiliates, and in shares of other non-traded real estate investment programs to exceed ten percent (10%) of his, her, or its liquid net worth.

Oregon—An investor must have a liquid net worth of at least 10 times such investor's investment in our shares.

Pennsylvania—An investor must have a net worth of at least 10 times such investor's investment in our shares.

Puerto Rico—In addition to our suitability requirements, Puerto Rico investors may not invest more than 10% of their liquid net worth in us, our affiliates, and in other non-traded REITs. For these purposes, "liquid net worth" is defined as that portion of net worth (total assets exclusive of primary residence, home furnishings, and automobiles minus total liabilities) consisting of cash, cash equivalents, and readily marketable securities.

Tennessee—A Tennessee investor's investment in us and other public real estate programs sponsored by our affiliates may not exceed 10% of such investor's net worth. An investment by a Tennessee investor that is an accredited investor as defined in Regulation D under the Securities Act is not subject to the foregoing limitation.

Vermont—Accredited investors in Vermont, as defined in 17 C.F.R. § 230.501, may invest freely in this offering. In addition to the suitability standards described above, non-accredited Vermont investors may not purchase an amount in this offering that exceeds 10% of the investor's liquid net worth. For these purposes, "liquid net worth" is defined as an investor's total assets (not including home, home furnishings, or automobiles) minus total liabilities.

For purposes of determining suitability of an investor, net worth in all cases shall be calculated excluding the value of an investor's home, furnishings and automobiles and "liquid net worth" is defined as that portion of net worth that consists of cash, cash equivalents, and readily marketable investments.

In the case of sales to fiduciary accounts (such as an IRA, Keogh Plan, or pension or profit-sharing plan), these suitability standards must be met by the beneficiary, the fiduciary account or by the donor or grantor who directly or indirectly supplies the funds for the purchase of the shares if the donor or grantor is the fiduciary. These suitability standards are intended to help ensure that, given the long-term nature of an investment in our common shares, our investment objectives and the relative illiquidity of our shares, our shares are an appropriate investment for those of you desiring to become stockholders. Our sponsor and each person selling our shares must make every reasonable effort to determine that the purchase of common shares is a suitable and appropriate investment for each stockholder based on information provided by the stockholder in the subscription agreement or otherwise. Our sponsor or each person selling our shares is required to maintain records of the information used to determine that an investment in common shares is suitable and appropriate for each stockholder for a period of six years.

In the case of gifts to minors, the suitability standards must be met by the custodian account or by the donor.

Minimum Investments

Subject to the restrictions imposed by state law, we will sell Class T shares, Class S shares and Class D shares to investors who initially invest at least \$2,500 and Class I shares to investors who initially invest at least \$1,000,000, unless waived by us.

In order to satisfy the initial minimum purchase requirements for retirement plans, unless otherwise prohibited by state law, a husband and wife may jointly contribute funds from their separate IRAs. You should note that an investment in our common shares will not, in itself, create a retirement plan.

You must obtain our approval prior to any transfer of your shares if, as a result of such transfer, you or the transferee will own less than \$2,500 in shares, unless you are transferring all of your shares, such transfer is made on behalf of a plan, or such transfer is made by gift, inheritance, intra-family transfer or family dissolution. In addition, no transfer or assignment may be made of a fractional share without our prior approval.

You should rely only on the information contained in this prospectus. We have not authorized anyone to provide you with information inconsistent with that contained in this prospectus. We are offering to sell, and seeking offers to buy, our common shares only in jurisdictions where such offers and sales are permitted.

On June 5, 2019, the SEC adopted Regulation Best Interest, which establishes a new standard of conduct for broker dealers and natural persons who are associated persons of a broker dealer under the Securities Exchange Act of 1934, as amended, that may be interpreted as a higher standard than suitability. Broker dealers must comply with Regulation Best Interest. Regulation Best Interest includes the general obligation that broker dealers shall act in the "best interest" of retail customers in making any recommendation of any securities transaction or investment strategy, without putting the financial or other interests of the broker dealer ahead of the retail customer. A retail customer is any natural person, or the legal representative of such person, who receives a recommendation of any securities transaction or investment strategy involving securities from a broker dealer and uses the recommendation primarily for personal, family, or household purposes. The general obligation can be satisfied by the broker dealer's compliance with four specified component obligations: (i) provide certain required disclosure before or at the time of the recommendation, about the recommendation and the relationship between the broker dealer and the retail customer; (ii) exercise reasonable diligence, care, and skill in making the recommendation; (iii) establish, maintain, and enforce written policies and procedures reasonably designed to address conflicts of interest; and (iv) establish, maintain, and enforce written policies and procedures reasonably designed to achieve compliance with Regulation Best Interest. Like existing suitability obligations, the component obligations of Regulation Best Interest contain a quantitative standard. Such quantitative standard may be more or less restrictive pursuant to Regulation Best Interest than under the suitability standard. In addition to Regulation Best Interest, certain states, including Massachusetts, have adopted or may adopt state-level standards that seek to further enhance the broker dealer standard of conduct to a fiduciary standard for all broker dealer recommendations made to retail customers in their states. In comparison to the standards of Regulation Best Interest, the Massachusetts fiduciary standard, for example, requires broker dealers to adhere to the duties of utmost care and loyalty to customers. The Massachusetts fiduciary standard requires a broker dealer to make recommendations without regard to the

financial or any other interest of any party other than the retail customer, and that broker dealers must make all reasonably practicable efforts to avoid conflicts of interest, eliminate conflicts that cannot reasonably be avoided, and mitigate conflicts that cannot reasonably be avoided or eliminated. In addition, broker dealers are required to provide retail investors a brief customer relationship summary, or Form CRS, that summarizes for the investor key information about the broker dealer. Form CRS is different from this prospectus, which contains information regarding this offering and our company. The impact of Regulation Best Interest and state fiduciary standards on broker dealers cannot be determined at this time, as no administrative or case law exists under Regulation Best Interest and state fiduciary standards as of the date of this Prospectus and the full scope of its applicability is uncertain.

TABLE OF CONTENTS

<u>SUITABILITY STANDARDS</u>	<u>viii</u>
<u>QUESTIONS AND ANSWERS ABOUT THIS OFFERING</u>	<u>1</u>
<u>PROSPECTUS SUMMARY</u>	<u>12</u>
<u>RISK FACTORS</u>	<u>30</u>
<u>RISKS RELATED TO INVESTING IN THIS OFFERING</u>	<u>30</u>
<u>RISKS RELATED TO OUR BUSINESS IN GENERAL</u>	<u>36</u>
<u>RISKS RELATED TO INVESTMENTS IN REAL ESTATE</u>	<u>42</u>
<u>RISKS RELATED TO INVESTMENTS IN REAL ESTATE-RELATED SECURITIES</u>	<u>49</u>
<u>RISKS RELATED TO INVESTMENTS IN DEBT</u>	<u>51</u>
<u>RISKS RELATED TO INTERNATIONAL INVESTMENTS</u>	<u>52</u>
<u>RISKS RELATED TO ORGANIZATIONAL STRUCTURE</u>	<u>54</u>
<u>RISKS RELATED TO POTENTIAL CONFLICTS OF INTEREST</u>	<u>57</u>
<u>RISKS RELATED TO TAXES</u>	<u>60</u>
<u>RISKS RELATED TO ERISA</u>	<u>63</u>
<u>SPECIAL NOTE REGARDING FORWARD-LOOKING STATEMENTS</u>	<u>65</u>
<u>ESTIMATED USE OF PROCEEDS</u>	<u>66</u>
<u>MANAGEMENT</u>	<u>68</u>
<u>MANAGEMENT COMPENSATION</u>	<u>91</u>
<u>OUR REAL ESTATE INVESTMENTS</u>	<u>100</u>
<u>SECURITY OWNERSHIP OF CERTAIN BENEFICIAL OWNERS AND MANAGEMENT</u>	<u>107</u>
<u>CONFLICTS OF INTEREST</u>	<u>108</u>
<u>INVESTMENT OBJECTIVES AND POLICIES WITH RESPECT TO CERTAIN ACTIVITIES</u>	<u>113</u>
<u>SELECTED INFORMATION REGARDING OUR OPERATIONS</u>	<u>125</u>
<u>DESCRIPTION OF CAPITAL STOCK</u>	<u>128</u>
<u>PLAN OF DISTRIBUTION</u>	<u>147</u>
<u>THE OPERATING PARTNERSHIP</u>	<u>154</u>
<u>MATERIAL U.S. FEDERAL INCOME TAX CONSIDERATIONS</u>	<u>158</u>
<u>ERISA CONSIDERATIONS</u>	<u>178</u>
<u>LEGAL PROCEEDINGS</u>	<u>180</u>
<u>REPORTS TO STOCKHOLDERS</u>	<u>180</u>
<u>SUPPLEMENTAL SALES MATERIAL</u>	<u>180</u>
<u>LEGAL OPINIONS</u>	<u>180</u>
<u>EXPERTS</u>	<u>180</u>
<u>PRIVACY POLICY NOTICE</u>	<u>180</u>
<u>INCORPORATION BY REFERENCE</u>	<u>181</u>
<u>WHERE YOU CAN FIND MORE INFORMATION</u>	<u>181</u>
<u>Appendix A-1—Subscription Agreement</u>	<u>A-1</u>
<u>Appendix A-2—Subscription Agreement (Class S Shares)</u>	<u>A-6</u>
<u>Appendix B—Distribution Reinvestment Plan</u>	<u>B-1</u>
<u>Appendix C—Privacy Policy</u>	<u>C-1</u>
<u>Appendix D—Hines History, Experience and Timeline</u>	<u>D-1</u>

QUESTIONS AND ANSWERS ABOUT THIS OFFERING

The following questions and answers about this offering highlight material information regarding us and this offering that is not otherwise addressed in the “Prospectus Summary” section of this prospectus. You should read this entire prospectus, including the section entitled “Risk Factors,” before deciding to purchase any of the common shares offered by this prospectus.

Q. What is Hines Global Income Trust, Inc., or Hines Global?

A. Hines Global Income Trust, Inc., which we refer to as Hines Global, was formed in July 2013 as a Maryland corporation. We were formerly known as Hines Global REIT II, Inc. As of December 6, 2017, we began operating as a non-exchange listed REIT with no targeted liquidity window instead of operating as a finite-life REIT. We intend to invest in a diversified portfolio of quality commercial real estate properties and other real estate investments throughout the United States and internationally. As of May 28, 2021, we owned twenty-five real estate investments which contain, in the aggregate, 12.5 million square feet of leasable space. To a lesser extent, we also plan to invest in real estate-related securities to provide a source of liquidity for our share redemption program, cash management and other purposes.

From inception through May 1, 2021, we received gross proceeds of approximately \$1.3 billion from the sale of 130.6 million shares of our common stock through our public offerings, including proceeds from our distribution reinvestment plan. Although Class AX, Class TX, Class IX and Class JX shares of our common stock, which we refer to individually as Class AX shares, Class TX shares, Class IX shares and Class JX shares, and collectively as the IPO Shares, remain outstanding, we are not offering the IPO Shares in this offering. Until November 30, 2017, the Class AX shares, Class TX shares, Class IX shares and Class JX shares were labeled as Class A shares, Class T shares, Class I shares and Class J shares. The Class AX shares, Class TX shares, Class IX shares and Class JX shares have the same rights, including voting rights, as the Class A shares, Class T shares, Class I shares and Class J shares that we are offering pursuant to this offering.

Q. What is a real estate investment trust, or REIT?

A. In general, a REIT is an entity that:

- combines the capital of many investors to acquire or provide financing for a diversified portfolio of real estate investments under professional management;
- is able to qualify as a “real estate investment trust” for U.S. federal income tax purposes and is therefore generally not subject to U.S. federal corporate income taxes on its net income that is distributed, which substantially eliminates the “double taxation” treatment (i.e., taxation at both the corporate and stockholder levels) that generally results from investments in a corporation; and
- pays distributions to investors of at least 90% of its annual ordinary taxable income.

In this prospectus, we refer to an entity that qualifies as a real estate investment trust for U.S. federal income tax purposes as a “REIT.” We made the election to be taxed as a REIT for U.S. federal income tax purposes beginning with our taxable year ended December 31, 2015.

Q. Who is Hines?

A. Hines Interests Limited Partnership (including its affiliates and predecessor), which we refer to as Hines, is our sponsor. Hines is a fully integrated global real estate investment and management firm and has been investing in real estate and providing acquisition, development, financing, property management, leasing and disposition services for over 64 years. Hines provides investment management services to numerous investors and partners including pension plans, domestic and foreign institutional investors, high net worth individuals and retail investors. Hines was founded by Gerald D. Hines and is currently owned and controlled by or for the benefit of Jeffrey C. Hines. Hines oversees a portfolio valued at approximately \$160.9 billion, including \$81.7 billion in assets under management for which Hines serves as investment manager, and \$79.2 billion representing more than 172.9 million square feet of assets for which Hines provides third-party property-level management services, as of December 31, 2020. Please see “Management—Hines and Our Property Management, Leasing and Other Services—The Hines Organization” for more information regarding Hines.

Q. What potential competitive advantages does Hines Global achieve through its relationship with Hines and its affiliates?

A. We believe our relationship with Hines and its affiliates provides us the following benefits:

- Global Presence—Our relationship with Hines and its affiliates as our sponsor and advisor allows us to have access to an organization that has extraordinary depth and breadth around the world with, as of December 31, 2020, a presence in 240 cities in 27 countries and relationships with many of the world’s largest financial institutions. This provides us a significant competitive advantage in drawing upon the experiences resulting from the vast and varied real estate cycles and strategies that varied economies and markets experience.

As part of a global organization, all Hines offices and the investments they make get the benefit of:

- Hines’ international tenant base which, as of December 31, 2020, consists of approximately 4,613 national and multinational corporate tenants;
- Extensive international financial relationships providing access to a broad base of buyers, sellers and debt financing sources;
- Awareness of and access to new state-of-the-art building technologies as new experiences are gained on the projects which Hines has under development or management anywhere in the world;
- International “institutional” best practices on a global scale;
- Operating partner transparency;
- Accounting standards;
- Construction techniques;
- Property management services; and
- Sustainability leadership.
- Local Market Expertise—Hines’ global platform is built from the ground up based on Hines’ philosophy that real estate is essentially a local business. Hines provides us access to a team of real estate professionals who live and work in individual major markets around the world. These regional and local teams are fully integrated to provide a full range of real estate investment and management services including sourcing investment opportunities, acquisitions, development, re-development, financing, property management, leasing, asset management, disposition, accounting and financial reporting.
- Centralized Resources—Hines provides the regional and local teams with, as of December 31, 2020, a group of 342 personnel who specialize in areas such as global sustainability, financial administration, corporate communications and marketing, conceptual construction, operations/ engineering services, human resources, cash management, risk management, information technology, tax, legal, compliance and internal audit. These experienced personnel provide a repository of knowledge, experience and expertise and an important control point for preserving performance standards and maintaining operating consistency for the entire organization.
- Investment Management—Hines combines ground-up operating expertise and local knowledge with top-down research and investment management to optimize execution for investors. Hines’

Office of Investments is comprised of 189 personnel globally who specialize in capital markets, investment management, and proprietary research.

- Tenure of Personnel—Hines has one of the most experienced executive management teams in the real estate industry. All 16 employees who are part of the Hines’ Executive Committee have individual tenures ranging from 0 to 43 years, with an average tenure in the organization of 23 years, as of December 31, 2020, and including the appointment of Chiang Ling Ng as Chief Investment Officer, Asia, during 2021.
- Long-Term Track Record—Hines has 64 years of experience in creating and successfully managing capital and real estate investments for numerous third-party investors. As stated above, as of December 31, 2020, Hines had a presence in 240 cities in 27 countries and relationships with many of the world’s largest financial institutions. Since its inception in 1957, Hines, its predecessor and their respective affiliates have acquired, developed or have in the development process 1,639 real estate projects representing more than 572 million square feet. Hines’ property/asset management portfolio includes 622 properties with more than 256 million square feet.

Please see “Risk Factors—Risks Related to Potential Conflicts of Interest” and “Conflicts of Interest” for a discussion of certain risks and potential disadvantages of our relationship with Hines.

Q. How do you structure the ownership and operation of your assets?

- A. We own most of our assets and conduct our operations through an operating partnership called HGIT Properties LP. We are the sole general partner of HGIT Properties LP. Because we conduct most of our operations through an operating partnership, we are organized as an Umbrella Partnership Real Estate Investment Trust, or UPREIT. To avoid confusion, in this prospectus:
- we refer to HGIT Properties LP as the Operating Partnership and partnership interests and special limited partnership interests in the Operating Partnership, respectively, as OP Units and Special OP Units; and

- the use of “we,” “our,” “us” or similar pronouns in this prospectus refers to Hines Global and its direct and indirect subsidiaries which includes the Operating Partnership, as required by the context in which such term is used.

For a discussion of certain risks related to our UPREIT structure, please see “Risk Factors—Risks Related to Potential Conflicts of Interest—Our UPREIT structure may result in potential conflicts of interest.”

Q. Who will choose which real estate investments you will invest in?

- A. HGIT Advisors LP will make recommendations for all of our investment decisions, which are subject to the approval of our board of directors. In this prospectus, we refer to HGIT Advisors LP as our Advisor.

Q. What fees and expense reimbursements will you pay to your Advisor and other affiliates of Hines in connection with your operations?

- A. We pay our Advisor and other affiliates of Hines fees, allocations and expense reimbursements in connection with performing services for us. We do not intend to pay our Advisor or its affiliates any separate fees for property acquisitions, dispositions, financings or development, or adopt a long-term incentive plan, although our charter permits us to do so, subject to certain limitations. We will, however, reimburse our Advisor for out-of-pocket expenses related to the foregoing activities to the extent such expenses are paid by our Advisor. See “Management Compensation.”

Q. What investment or ownership interests will Hines or any of its affiliates have in us?

- A. Hines or its affiliates have the following investments and ownership interests in us:
- an initial investment of \$2,010,000 in Class AX shares by Hines Global REIT II Investor Limited Partnership, an affiliate of Hines;
 - an investment of \$190,000 in limited partner interests of the Operating Partnership by Hines Global REIT II Associates Limited Partnership, an affiliate of Hines;
 - an interest in the Operating Partnership, denominated as Special OP Units, held by our Advisor with economic terms as more particularly described in “The Operating Partnership—Special OP Units”;
 - our Advisor also may elect to receive the asset management fee in Class I shares or Class I OP units rather than cash. In addition, our Advisor, as the holder of the Special OP Units also may elect to receive distributions on its performance participation interest in Class I OP units. Please see “Management Compensation” for a description of the fees which may be paid with OP Units; and
 - investments in shares of our common stock by certain of our officers and directors as described in “Security Ownership of Certain Beneficial Owners and Management.”

Q. What is a non-exchange listed REIT with no targeted liquidity window?

- A. A non-exchange listed REIT is a REIT whose shares are not listed for trading on a stock exchange or other securities market. We use the phrase “no targeted liquidity window” to describe an investment vehicle of indefinite duration, whose shares of common stock are intended to be sold by the REIT monthly on a continuous basis at a price generally equal to the REIT’s prior month’s NAV per share. In this structure, investors may request that we redeem their shares on a continuous basis, but we are not obligated to redeem any shares and may choose to redeem only some, or even none, of the shares that have been requested to be redeemed in any particular month in our discretion. Further, while we may consider a liquidity event at any time in the future, we currently do not have a fixed time frame in which we intend to undertake such consideration and we are not obligated by our charter or otherwise to effect a liquidity event at any time. We intend to conduct a continuous offering that will not have a predetermined duration, subject to continued compliance with the rules and regulations of the SEC and applicable state laws. In order to execute this strategy in compliance with federal securities laws, we intend to file new registration statements to replace existing registration statements, such that there will not be any lag from one offering to the next.

Q. What is the liquidity history of programs sponsored by Hines?

- A. Hines, our sponsor, has sponsored or currently sponsors Hines Real Estate Investment Trust, Inc., which we refer to as Hines REIT, Hines Global REIT, Inc. (now HGR Liquidating Trust), which we refer to as Hines Global REIT or HGR Liquidating Trust as the context requires, and MSC Income Fund, Inc. (formerly HMS Income Fund, Inc.), which we refer to as MSC. Hines REIT sold shares of its common stock to new investors from 2004 through 2009. Hines REIT disclosed in its offering materials that it had not set a finite date or time by which it anticipated that it might be liquidated. Hines REIT completed its liquidation and dissolution in August 2018 and paid distributions of \$7.59 per share to its stockholders, including liquidating distributions of \$6.57 per share and special distributions of \$1.01 per share. The special distributions were paid to its stockholders and non-controlling interest holders from July 2011 through April 2013 and were in addition to the regular operating distributions of up to \$5.49 per share paid to its stockholders between 2004 and 2016, which were reinvested in additional shares of Hines REIT’s common stock for those stockholders who elected to participate in Hines REIT’s

dividend reinvestment plan. The amount of regular operating distributions received by stockholders varied depending on when they invested and whether they held their shares continuously through 2016.

Hines Global REIT sold shares of its common stock to new investors from August 2009 through April 2014. Hines Global REIT disclosed in its offering materials that it intended to consider alternatives for providing liquidity to its stockholders between 2017 and 2019, however, Hines Global REIT had not set a finite date by which it must effect a liquidity event. In April 2018, Hines Global REIT announced that its board of directors had adopted a plan of liquidation and dissolution, pursuant to which Hines Global REIT planned to provide liquidity to its stockholders through the sale of all or substantially all of Hines Global REIT's assets. In July 2018, Hines Global REIT's stockholders approved the plan of liquidation and dissolution. In June 2020, Hines Global REIT entered into an agreement and declaration of trust in connection with the formation of HGR Liquidating Trust. Pursuant to the agreement and declaration of trust, Hines Global REIT transferred all of its assets and liabilities to HGR Liquidating Trust and the stockholders of Hines Global REIT became unitholders of HGR Liquidating Trust. HGR Liquidating Trust was formed in order to complete the liquidation of Hines Global REIT's assets in accordance with the plan of liquidation and dissolution previously adopted by the stockholders of Hines Global REIT. Through December 31, 2020, Hines Global REIT and HGR Liquidating Trust paid aggregate distributions of \$13.09 per share/unit to investors who have been invested since the inception of Hines Global REIT, including regular operating distributions and special distributions. Additionally, the remaining undistributed value of HGR Liquidating Trust was determined to be \$2.09 per unit as of December 31, 2020. The aggregate amount of distributions received by each investor will vary depending on when they made their initial investment, as investors who invested earlier will have received more regular operating distributions than those who invested later. There can be no assurances as to the timing and amount of any additional liquidating distributions.

MSC sold shares of its common stock to new investors from June 2012 through September 2017. MSC disclosed in its offering materials that it intends to explore a potential liquidity event between four and six years following the end of its offering period, however, MSC has not set a finite date by which it must effect a liquidity event. Since the fund's inception, a subsidiary of Hines served as the fund's investment adviser and Main Street Capital Corporation (NYSE: MAIN) served as its sub-adviser. Effective October 30, 2020, Main Street Capital Corporation became the sole investment adviser to the fund.

Q. Why should I invest in real estate investments?

A. Allocating some portion of your investment portfolio to real estate investments may provide you with portfolio diversification, reduction of overall risk, a hedge against inflation, and attractive risk-adjusted returns. For these reasons, real estate has been embraced as a major asset class for purposes of asset allocations within investment portfolios. Although institutional investors can invest directly in real estate investments and on substantially different terms than individual investors, we believe that individual investors can also benefit by adding a real estate component to their investment portfolios. You and your financial professional, investment adviser or financial planner should determine whether investing in real estate would benefit your investment portfolio. Please see "Risk Factors—Risks Related to Investments in Real Estate—An economic slowdown or rise in interest rates or other unfavorable changes in economic conditions in the markets in which we operate could adversely impact our business, results of operations, cash flows and financial condition and our ability to make distributions to you and the value of your investment" for a discussion of the recent economic slowdown and disruptions in the capital and credit markets.

Q. What are your investment objectives?

A. Our primary investment objectives are to:

- provide income in the form of regular, stable cash distributions to achieve an attractive distribution yield;
- preserve and protect invested capital;
- invest in a diversified portfolio of quality commercial real estate properties and other real estate investments across a range of asset types throughout the U.S. and internationally;
- realize appreciation in NAV from proactive investment management and asset management;
- provide an investment alternative for investors seeking to allocate a portion of their long-term investment portfolios to commercial real estate with generally lower volatility than publicly traded real estate companies; and
- qualify for and remain qualified as a REIT for U.S. federal income tax purposes.

Q. How would you describe your real estate property acquisition and operations process?

A. We expect to buy real estate with part of the proceeds from this offering that we believe have some of the following attributes:

- *Preferred Location.* We believe that location often has the single greatest impact on an asset's long-term income-producing potential and value and that assets located in the preferred submarkets in metropolitan areas and situated at preferred locations within such submarkets have the potential to achieve attractive total returns.

- *Premium Buildings.* We will seek to acquire assets that generally have design and physical attributes (e.g., quality construction and materials, systems, floorplates, etc.) that are more attractive to a user than those of inferior properties.
- *Quality Tenancy.* We will seek to acquire assets that typically attract tenants with better credit who require larger blocks of space because these larger tenants generally require longer term leases in order to accommodate their current and future space needs without undergoing disruptive and costly relocations.

We believe that following an acquisition, the additional component of proactive property management and leasing is a critical element necessary to achieve attractive investment returns for investors. Actively anticipating and quickly responding to tenant needs are examples of areas where proactive property management may make the difference in a tenant's occupancy experience, increasing its desire to remain a tenant and thereby providing a higher tenant retention rate, which may result in better financial performance of the property.

Q. Why do you invest in real estate-related securities in addition to real properties?

- A. We believe that our real estate-related securities help maintain liquidity to satisfy any share redemptions we choose to make in any particular month and to manage cash before investing subscription proceeds into properties, while also seeking attractive investment returns. Our real estate-related securities strategy is designed to generate current income through dividends and interest payments, as applicable.

Such real estate-related securities include the common and preferred stock of publicly-traded real estate-related companies. In addition, our investments in real estate-related assets may include preferred equity interests, mortgages, loans, commercial mortgage-backed securities, or CMBS, and other real estate-related equity and debt instruments.

See the "Investment Objectives and Policies with Respect to Certain Activities" section of this prospectus for a more detailed discussion of all of the types of investments we may make. The risk profile of investments in real estate-related securities is different from the risks associated with direct property ownership. These risks are heightened during times of market volatility like the volatility that is currently being experienced in connection with the COVID-19 pandemic. See "Risk Factors—Risks Related to Investments in Real Estate—Related Securities."

Q. Do you currently own any real properties?

- A. Yes, as of May 28, 2021, we owned interests in twenty-five real estate investments that contain, in the aggregate, 12.5 million square feet of leasable space. Our portfolio currently consists of office, retail, industrial and residential/living properties. We may purchase properties or make other real estate investments in these asset classes or others, including hospitality and leisure.

Q. What kind of offering is this?

- A. This is a public offering, through Hines Securities, Inc., which we refer to as our Dealer Manager, in which we are offering up to \$2.0 billion in any combination of Class T shares, Class S shares, Class D shares, and Class I shares to the public in a primary offering on a best efforts basis. We are also offering up to \$500.0 million in any combination of Class T shares, Class S shares, Class D shares, and Class I shares to be issued pursuant to our distribution reinvestment plan. We reserve the right to reallocate the shares of common stock being offered between classes of shares being offered and between the primary offering and the distribution reinvestment plan.

In our initial public offering, we offered Class AX shares, Class TX shares and Class IX shares, collectively referred to herein as the IPO Shares. Although the IPO Shares remain outstanding, we are not offering any IPO Shares in this offering, but we intend to continue paying distributions on any outstanding IPO Shares.

Q. What is the per share purchase price?

- A. Each class of shares will be sold at the then-current transaction price, which generally will be equal to the most recently determined NAV per share for such class, as determined on a monthly basis, plus applicable upfront selling commissions and dealer manager fees. Shares generally will be sold at the prior month's NAV per share for the class of shares being purchased, plus applicable upfront selling commissions and dealer manager fees. Although the offering price for shares of our common stock will generally be based on the prior month's NAV per share, the NAV per share as of the date on which your purchase is settled may be significantly different. We may offer shares at a price that we believe reflects the NAV per share of such stock more appropriately than the prior month's NAV per share, including by updating a previously disclosed transaction price, in cases where we believe there has been a material change (positive or negative) to our NAV per share since the end of the prior month.

We expect that any such update to the transaction price to reflect an adjustment to the monthly NAV per share would be infrequent. Such an adjustment may be appropriate (either positive or negative) to reflect the occurrence of extraordinary events at our properties or in the capital markets that may cause the value of our properties to change by such a significant amount that the NAV, if recalculated based on this event, is likely to be materially different. For example, if, after the most recent determination of the monthly NAV, a significant asset suffered catastrophic damage due to a natural disaster and the damage is not covered by our insurance policies, we may determine to adjust the NAV. Such NAV adjustments also may be appropriate to reflect the occurrence of broader market-driven events identified by our Advisor or the independent valuation firm which may impact more than a specific property. Further, rapidly changing market conditions or

material events, such as, for example, a stock market crash or other collapse in the capital markets, may not be immediately reflected in the most recently-determined monthly NAV and if we believe the NAV, if recalculated based on these events, is likely to be materially different, we may determine that an adjustment is necessary to reflect the estimated impact on the NAV. We began calculating monthly NAVs in January 2018 and have not made any such adjustments to date.

Q. How and when will your NAV per share be calculated?

A. We establish a new NAV per share on a monthly basis. Our NAV per share is calculated based on the fair value of our assets less liabilities under market conditions existing as of the date of the valuation. As approved by our board of directors, including the valuation committee (which consists solely of independent directors), we have engaged Altus Group U.S. Inc., a third-party valuation firm, to review third-party appraisals of our real properties and interim valuations prepared by our Advisor as well as review the reasonableness of those valuations and our monthly NAV. Periodic real property appraisals will serve as the foundation of the independent valuation firm’s valuation and each property will be appraised no less than approximately once every 12 calendar months. See “Description of Capital Stock—Valuation Policy and Procedures” for more information regarding the determination of our NAV per share. We expect that we will publish the NAV per share generally within 15 calendar days following the last calendar day of each month. Promptly following any adjustment to the transaction price per share, we will file a prospectus supplement or post-effective amendment to the registration statement with the Securities and Exchange Commission, or the SEC, disclosing the adjusted transaction price and the effective date of such adjusted transaction prices. We also will post the updated information on our website at <https://www.hinesglobalincometrust.com>. The new NAV per share generally will be the new transaction price for each share class.

Q. How does a “best efforts” offering work?

A. When shares are offered to the public on a “best efforts” basis, no underwriter, broker dealer or other person has a firm commitment or obligation to purchase any of the shares. Therefore, we cannot guarantee that any minimum number of shares will be sold.

Q. What is the expected term of this offering?

A. We have registered \$2.0 billion in shares of our common stock, in any combination of Class T shares, Class S shares, Class D shares and Class I shares, to be sold in our primary offering and up to \$500.0 million in shares to be sold pursuant to our distribution reinvestment plan. It is our intent, however, to conduct a continuous offering for an indefinite period of time, by filing for additional offerings of our shares, subject to regulatory approval and continued compliance with the rules and regulations of the SEC and applicable state laws.

We will endeavor to take all reasonable actions to avoid interruptions in the continuous offering of our shares of common stock. There can be no assurance, however, that we will not need to suspend our continuous offering while the SEC and, where required, state securities regulators, review such filings for additional offerings of our stock until such filings are declared effective, if at all.

Q. What is the difference between the Class T shares, Class S shares, Class D shares and Class I shares being offered?

A. We are offering to the public four classes of shares of our common stock: Class T shares, Class S shares, Class D shares and Class I shares. The differences among the share classes relate to upfront selling commissions, dealer manager fees and distribution and stockholder servicing fees. No upfront selling commissions or dealer manager fees will be paid with respect to Class D shares, and no upfront selling commissions, dealer manager fees or distribution and stockholder servicing fees will be paid with respect to Class I shares. See “Description of Capital Stock” and “Plan of Distribution” for a discussion of the differences between our Class T shares, Class S shares, Class D shares and Class I shares.

Although we expect that our NAV per share will vary, assuming a constant NAV per share of \$10.15, which is our NAV per share as of April 30, 2021 and assuming applicable distribution and stockholder servicing fees are paid until the 8.75% of gross proceeds limit described in “Management Compensation—Distribution and Stockholder Servicing Fees” is reached, we expect that a one-time investment in 1,000 shares of each class of our shares (representing an aggregate net asset value of 10,150 for each class) would be subject to the following upfront selling commissions, dealer manager fees and distribution and stockholder servicing fees (dollar amounts rounded to nearest whole dollar):

	Upfront Selling Commissions and Dealer Manager Fees	Annual Distribution and Stockholder Servicing Fees	Maximum Distribution and Stockholder Servicing Fees Over Life of Investment (Length of Time)	Total (Length of Time)
Class T shares	\$ 369	\$ 102	\$ 552 (5.43 years)	\$ 921 (5.43 years)
Class S shares	\$ 369	\$ 102	\$ 552 (5.43 years)	\$ 921 (5.43 years)
Class D shares	\$ —	\$ 25	\$ 888 (35.00 years)	\$ 888 (35.00 years)
Class I shares	\$ —	\$ —	\$ —	\$ —

Class T shares and Class S shares are available through brokerage and transaction-based accounts. Class D shares are generally available for purchase in this offering only (1) through fee-based programs, also known as wrap accounts, that provide access to Class D shares,

(2) through participating broker dealers that have alternative fee arrangements with their clients to provide access to Class D shares, (3) through certain registered investment advisers, (4) through bank trust departments or any other organization or person authorized to act in a fiduciary capacity for its clients or customers or (5) by other categories of investors that we name in an amendment or supplement to this prospectus. Class I shares are generally available for purchase in this offering only (1) through fee-based programs, also known as wrap accounts, that provide access to Class I shares, (2) by endowments, foundations, pension funds and other institutional investors, (3) through participating broker dealers that have alternative fee arrangements with their clients to provide access to Class I shares, (4) by our executive officers and directors and their friends and immediate family members, as well as officers and employees of our Advisor, Hines or other affiliates and their friends and immediate family members, and, if approved by our board of directors, joint venture partners, consultants and other service providers, (5) through certain registered investment advisers, (6) by the officers, directors, employees, and registered representatives of participating broker dealers or their affiliates, including their immediate family members, or (7) by other categories of investors that we name in an amendment or supplement to this prospectus. “Friends” mean those individuals who have had long standing business and/or personal relationships with officers of Hines. Before making your investment decision, please consult with your investment adviser regarding your account type and the classes of common stock you may be eligible to purchase.

Certain participating broker dealers may offer volume discounts, which would reduce upfront selling commissions and would therefore increase the length of time required for selling commissions, dealer manager fees and distribution and stockholder servicing fees to reach 8.75% of gross proceeds. In the case of shares sold through certain participating broker dealers, a lower limit than 8.75% of gross proceeds may be used, as set forth in any applicable agreement between the Dealer Manager and the participating broker dealer. See “Plan of Distribution—Underwriting Terms.”

If you are eligible to purchase all four classes of shares, then you should consider that Class I shares have no upfront selling commissions, dealer manager fees or distribution and stockholder servicing fees, which reduce the distributions payable to the holders of the other share classes. If you are eligible to purchase Class T shares, Class S shares and Class D shares but not Class I shares, then you should consider that Class D shares have no upfront selling commissions or dealer manager fees and lower annual distribution and stockholder servicing fees. You should inquire with your broker dealer or financial representative about the type of account in which the shares will be held and which classes of shares you may be eligible to purchase, as well as any additional fees or costs associated with your potential investment.

Q. Who can buy shares?

A. Generally, you may purchase shares if you have either:

- a net worth (not including home, furnishings and personal automobiles) of at least \$70,000 and an annual gross income of at least \$70,000; or
- a net worth (not including home, furnishings and personal automobiles) of at least \$250,000.

However, these minimum levels may vary from state to state, so you should carefully read the suitability requirements explained in the “Suitability Standards” section of this prospectus.

Q. How do I subscribe for shares?

A. If you choose to purchase common shares in this offering, you will need to contact your registered broker dealer or investment adviser and fill out a subscription agreement like the one attached to this prospectus as Appendix A for a certain investment amount and pay for the shares at the time you subscribe.

Q. How does the payment of fees and expenses by us affect your invested capital?

A. We will pay distribution and stockholder servicing fees to our Dealer Manager with respect to our outstanding Class T shares, Class S shares and Class D shares, which our Dealer Manager may reallow or advance to participating broker dealers. In addition, we will incur, or reimburse our Advisor for our cumulative organization and offering expenses incurred by our Advisor and its affiliates in connection with our public offerings and our organization, in an amount equal to up to 2.5% of gross offering proceeds from our public offerings and our Advisor or its affiliates will be responsible for any organization and offering expenses in excess of this cap. Although the cap on reimbursements to our Advisor and its affiliates for cumulative organization and offering expenses is equal to 2.5% of gross offering proceeds from our public offerings, we estimate that the total reimbursement that will be paid to our Advisor and its affiliates from the proceeds of this offering for organization and offering expenses incurred will be equal to approximately 1.17% of the maximum gross offering proceeds from the primary offering. The payment of fees and expenses reduces the funds available to us for payment of distributions and investment in our target assets, and therefore may reduce our distributions. However, because we are not required to pay distribution and stockholder servicing fees with respect to Class I shares, the distributions with respect to Class I shares will not be reduced by these distribution and stockholder servicing fees.

In the event of any voluntary or involuntary liquidation, dissolution or winding up of us, or any liquidating distribution of our assets, then such assets, or the proceeds therefrom, will be distributed between the holders of Class T shares, Class S shares, Class D shares and Class I shares ratably in proportion to the respective NAV for each class of shares until the NAV for each class has been paid. We will calculate the NAV as a whole for all shares of our common stock and then will determine any differences attributable to each class. Each holder of

shares of a particular class of common stock will be entitled to receive, proportionately with each other holder of shares of such class, that portion of such aggregate assets available for distribution to such class as the number of outstanding shares of such class held by such holder bears to the total number of outstanding shares of such class then outstanding. We expect the NAV per share of each Class T share, Class S share and Class D share and Class I share to be the same, except in the unlikely event that the distribution and stockholder servicing fees payable by us exceed the amount otherwise available for distribution to holders of Class T shares, Class S shares and/or Class D shares in a particular period (prior to the deduction of the distribution and stockholder servicing fees), in which case the excess will be accrued as a reduction to the NAV per share of each Class T share, Class S share and/or Class D share, as applicable, which would result in the NAV and distributions upon liquidation with respect to Class T shares, Class S shares and/or Class D shares being lower than the NAV and distributions upon liquidation with respect to Class I shares.

Q. Are there any risks involved in buying shares of our stock?

A. An investment in shares of our common stock involves significant risks. These risks include, among others:

- Our charter does not require us to pursue a transaction to provide liquidity to our stockholders and there is no public market for our common shares; therefore, you must be prepared to hold your shares for an indefinite length of time and, if you are able to sell your shares, you will likely sell them at a substantial discount.
- This is a blind pool offering and you will not have the opportunity to evaluate the additional investments we will make prior to purchasing shares of our common stock.
- This is a best efforts offering and as such, there is a risk that we will not be able to accomplish our business objectives and that the poor performance of a single investment will materially adversely affect our overall investment performance, if we are unable to raise substantial funds.
- The purchase and redemption price for shares of our common stock generally will be based on our most recently determined NAV (subject to material changes as described above) and will not be based on any public trading market. While there will be independent appraisals of our properties performed annually, at any given time our NAV may not accurately reflect the actual then-current market value of our assets.
- Distributions have exceeded earnings. Some or all of our distributions have been paid, and may continue to be paid, and during the offering phase, are likely to be paid at least partially from sources such as proceeds from our debt financings, proceeds from this offering, cash advances by our Advisor, cash resulting from a waiver or deferral of fees and/or proceeds from the sale of assets. We have not placed a cap on the amount of our distributions that may be paid from any of these sources. If we continue to pay distributions from sources other than our cash flow from operations, we will have less funds available for the acquisition of properties, and your overall return may be reduced.
- There is no public market for our shares and an investment in our shares will have very limited liquidity. There are significant restrictions and limitations on your ability to have any of your shares of our common stock redeemed under our share redemption program and, if you are able to have your shares redeemed, it may be at a price that is less than the price you paid and the then-current market value of the shares. Further, our board of directors may make exceptions to, modify or suspend our share redemption program if in its reasonable judgement it deems such actions to be in our best interest and the best interest of our stockholders. Although our board of directors has the discretion to suspend our share redemption program, our board of directors will not terminate our share redemption program other than in connection with a liquidity event which results in our stockholders receiving cash or securities listed on a national securities exchange or where otherwise required by law.
- Due to the risks involved in the ownership of real estate investments, there is no assurance of any return on your investment and you may lose some or all of your investment.
- International investment risks, including the burden of complying with a wide variety of foreign laws and the uncertainty of such laws, the tax treatment of transaction structures, political and economic instability, foreign currency fluctuations, and inflation and governmental measures to curb inflation may adversely affect our operations and our ability to make distributions. Because the performance participation allocation payable to our Advisor is calculated based in part on changes in our NAV, our Advisor may be entitled to a greater or lesser allocation even if the changes in NAV are due solely to foreign currency fluctuations.
- If we internalize our management functions, we could incur adverse effects on our business and financial condition, including significant costs associated with becoming and being self-managed and the percentage of our outstanding common stock owned by our stockholders could be reduced.
- We rely on affiliates of Hines for our day-to-day operations and the selection of real estate investments. We pay substantial fees and other payments to these affiliates for these services. These affiliates are subject to conflicts of interest as a result of this and other relationships they have with us and other investment vehicles sponsored by Hines. We also compete with affiliates of Hines for tenants and investment opportunities, and some of those affiliates may have priority with respect to certain investment

opportunities. See “Risk Factors—Risks Related to Potential Conflicts of Interest” beginning on page 57 and “Conflicts of Interest” beginning on page 108 for a description of potential conflicts of interest.

Q. Is there any minimum required investment?

A. Yes. The minimum initial investment in Class T shares, Class S shares or Class D shares that we will accept is \$2,500. The minimum initial investment in Class I shares that we will accept is \$1,000,000, unless waived by us. Thereafter, subject to restrictions imposed by state law, you may purchase additional shares in whole or fractional share increments subject to a minimum for each additional purchase of \$50. You should carefully read the minimum investment requirements explained in the “Suitability Standards” section of this prospectus.

Q. Are distributions I receive taxable?

A. Yes and no. Generally, distributions that you receive will be considered ordinary income (unless declared as a capital gain dividend) to the extent of our current and accumulated earnings and profits. In addition, because depreciation expense reduces earnings and profits but does not reduce cash available for the payment of distributions, and because we initially expect such depreciation expense to exceed our nondeductible expenditures, we expect a portion of your distributions will be considered returns of capital for tax purposes. These amounts will not be subject to tax immediately to the extent of your basis in your shares but will instead reduce the tax basis of your investment. To the extent that these amounts exceed your basis in your shares, they will give rise to taxable gain from a deemed sale or exchange of the shares. This in effect defers a portion of your tax until your shares are sold or we are liquidated, at which time you will generally be taxed at capital gains rates (assuming you have held your shares for at least one year). However, because each investor’s tax situation is different, we suggest you consult with your tax advisor. You and your tax advisor should also review the section of this prospectus entitled “Material U.S. Federal Income Tax Considerations.”

Q. Can I request that my shares be redeemed?

A. Yes. Our shares are currently not listed on a national securities exchange, and we do not know whether they will ever be listed. In order to provide our stockholders with some liquidity, we have adopted a share redemption program which is applicable to all shares of our common stock. We cannot guarantee that our share redemption program will be available indefinitely. Stockholders who have purchased shares from us or received their shares through a non-cash transaction, not in the secondary market, may receive the benefit of limited liquidity by presenting for repurchase to us all or a portion of those shares, in accordance with the procedures outlined herein and subject to the limitations and restrictions of the program described below and as described in “Description of Capital Stock—Share Redemption Program.”

Subject to the limitations of and restrictions on the program, and subject to funds being available as described below, shares redeemed under the share redemption program will be redeemed at a price equal to the transaction price, which generally will be equal to the most recently determined NAV per share applicable to the class of shares being redeemed and most recently disclosed by us in a public filing with the SEC (subject to the 5% holding discount described below). Under our share redemption program, we may redeem during any calendar month common shares (including IPO Shares) whose aggregate value (based on the transaction price per share in effect when the redemption is effected) is 2% of our aggregate NAV as of the last calendar day of the previous month and during any calendar quarter whose aggregate value (based on the transaction price per share in effect when the redemption is effected) is up to 5% of our aggregate NAV as of the last calendar day of the prior calendar quarter. During a given quarter, if in each of the first two months of such quarter the 2% redemption limit is reached and stockholders’ redemptions are reduced pro rata for such months, then in the third and final month of that quarter, the applicable limit for such month will likely be less than 2% of our aggregate NAV as of the last calendar day of the previous month because the redemptions for that month, combined with the redemptions in the previous two months, cannot exceed 5% of our aggregate NAV as of the last calendar day of the prior calendar quarter.

There is no minimum holding period for your shares and you can request that we redeem your shares at any time. However, shares that have not been outstanding for at least one year will be redeemed at 95% of the transaction price (the “5% holding discount”) that would otherwise apply; provided, that, the period that a share was held prior to being converted into a share of another class pursuant to our charter will count toward the total hold period for such share, as converted. Upon request, we may waive the 5% holding discount in the case of the death or disability of a stockholder. The 5% holding discount also will be waived with respect to shares issued pursuant to our distribution reinvestment plan and any shares that we issue as stock dividends.

If you would like to request redemption of your shares, you should contact us to receive the required redemption forms and instructions concerning required signatures. Certain broker dealers require that their clients make redemption requests through their broker dealer, so you should contact your broker dealer first if you want to request redemption of your shares. Stockholders may request that we redeem all or any portion of their shares as of the close of business on the last calendar day of each full calendar month (the “Redemption Date”). To have your shares redeemed, redemption requests and required documentation must be received by us in “good order” by 4:00 p.m. Eastern time on the second to last business day of the applicable month. If a redemption request is received after such time, the redemption order will be executed on the next month’s Redemption Date at the transaction price applicable for that Redemption Date (subject to any 5% holding discount), unless such request is withdrawn prior to that Redemption Date.

Our board of directors has complete discretion to determine whether all available cash sources at our disposal will be applied to redemptions pursuant to the program, whether such funds are needed for other purposes or whether additional funds from other sources may be used for redemptions pursuant to the program.

If redemption requests, in the business judgment of our board of directors, place an undue burden on our liquidity, adversely affect our operations, risk having an adverse impact on stockholders whose shares are not redeemed or should we otherwise determine that investing our liquid assets in real properties or other investments rather than redeeming our shares is in the best interests of the Company as a whole, then our board of directors may make exceptions to, modify or suspend our share redemption program if in its reasonable judgement it deems such actions to be in our best interest and the best interest of our stockholders. Although our board of directors has the discretion to suspend our share redemption program, our board of directors will not terminate our share redemption program other than in connection with a liquidity event which results in our stockholders receiving cash or securities listed on a national securities exchange or where otherwise required by law. Further, our share redemption program will be terminated in the event that our shares ever become listed on a national securities exchange or in the event a secondary market for our common shares develops. Our board of directors may determine that it is in our best interests and the interest of our stockholders to suspend the share redemption program as a result of regulatory changes, changes in law, if our board of directors becomes aware of undisclosed material information that it believes should be publicly disclosed before shares are redeemed, a lack of available funds, a determination that redemption requests are having an adverse effect on our operations or other factors.

Q. What will you do with the proceeds from this offering?

A. We expect to use the net proceeds from this offering to (i) make investments in accordance with our investment strategy and policies, (ii) reduce borrowings and repay indebtedness incurred under various financing agreements we may enter into and (iii) fund redemptions under our share redemption program. Generally, our policy will be to pay distributions from cash flows from operations; however, our cash flows from operations have been and may continue to be insufficient to fully fund distributions to our stockholders. See “Estimated Use of Proceeds.” Therefore, some or all of our distributions have been paid, and may continue to be paid, and during the offering phase, are likely to be paid at least partially from other sources, such as proceeds from our debt financings, proceeds from this offering, cash advances by our Advisor, cash resulting from a waiver or deferral of fees and/or proceeds from the sale of assets. For the three months ended March 31, 2021, and for the years ended December 31, 2020, 2019 and 2018 we funded 67%, 60%, 42% and 32%, respectively, of total distributions with cash flows from investing activities, which may include proceeds from the sale of real estate and /or cash flows from financing activities, which may include offering proceeds. We have not placed a cap on the amount of our distributions that may be paid from sources other than cash flows from operations, including proceeds from our debt financings, proceeds from our public offerings, cash advances by our Advisor, cash resulting from a waiver or deferral of fees and/or proceeds from the sale of assets. To the extent distributions are paid from proceeds from this offering, the amount of proceeds used to make real estate investments and to pay acquisition expenses related to those investments will be less. The per share amount of distributions on the Class T shares, Class S shares, Class D shares and Class I shares will differ because distributions on Class T shares, Class S shares and/or Class D shares will be reduced by the ongoing distribution and stockholder servicing fees that are payable with respect to Class T shares, Class S shares and Class D shares, respectively. See “Description of Capital Stock—Distribution Objectives.”

Q. Will I be notified of how my investment is doing?

A. Yes, periodic updates on the performance of your investment will be made available to you, including:

- distribution statements;
- periodic prospectus supplements during the offering;
- an annual report;
- an annual IRS Form 1099-DIV, if required; and
- three quarterly financial reports.

We will make this information available to you via one or more of the following methods:

- electronic delivery; or
- posting on our website, located at <https://www.hinesglobalincometrust.com>, along with any required notice.

In addition, to the extent required by law or regulation or, in our discretion, we may make certain of this information available to you via U.S. mail or other courier.

Q. When will I get my detailed tax information?

A. Generally, we expect that we will send you your Form 1099-DIV tax information for each year by January 31 of the following year.

Q. Who is your transfer agent?

A. Our transfer agent is DST Systems, Inc.

Q. Who can help answer my questions?

A. If you have more questions about this offering or if you would like additional copies of this prospectus, you should contact your registered selling representative or:

Hines Securities, Inc.
2800 Post Oak Boulevard, Suite 4700
Houston, Texas 77056-6118
Telephone: (888) 446-3773

If you have questions regarding our assets and operations, you should contact us at:

Hines Global Income Trust, Inc.
2800 Post Oak Boulevard, Suite 5000
Houston, Texas 77056-6118
Telephone: (888) 220-6121

Website: <https://www.hinesglobalincometrust.com>

PROSPECTUS SUMMARY

This prospectus summary highlights material information regarding our business and this offering that is not otherwise addressed in the “Questions and Answers about this Offering” section of this prospectus. You should read and consider this entire prospectus, including the section entitled “Risk Factors,” before deciding to purchase any common shares offered by this prospectus.

Hines Global Income Trust, Inc.

We are Hines’ third publicly-offered REIT. As of December 6, 2017, we began operating as a non-exchange listed REIT with no targeted liquidity window instead of operating as a finite-life REIT. We intend to invest primarily in a diversified portfolio of quality commercial real estate properties and other real estate investments throughout the United States and internationally. As of May 28, 2021, we owned interests in twenty-five real estate investments that contain, in the aggregate, 12.5 million square feet of leasable space. We may purchase additional properties or make other real estate investments that relate to varying property types including office, retail, industrial, residential/living and hospitality or leisure. We may invest in operating properties, properties under development, and undeveloped properties such as land. To a lesser extent, we also invest in real estate-related securities to provide a source of liquidity for our share redemption program, cash management and other purposes. Other real estate investments may include equity or debt interests including securities in other real estate entities and debt related to properties such as mortgages, mezzanine loans, B-notes, bridge loans, construction loans and securitized debt. We believe that there is an opportunity to create attractive total returns by employing a strategy of investing in a diversified portfolio of such investments which are well-selected, well-managed and disposed of at an optimal time. Our principal targeted assets are investments in properties, and other real estate investments that relate to properties, that have quality construction and desirable locations which can attract quality tenants. These types of investments are, or relate to, properties generally located in central business districts or suburban markets of major metropolitan cities worldwide. We intend to invest in a geographically diverse portfolio in order to reduce the risk of reliance on a particular market, a particular property and/or a particular tenant. We anticipate that international real estate investments may comprise a substantial portion of our portfolio. Although the actual percentages may vary from those presently anticipated, after the proceeds of this offering have been fully invested, we anticipate that international real estate investments will comprise between 40% and 60% of our portfolio and real estate investments other than the acquisition of commercial real estate properties will comprise less than 30% of our portfolio.

From inception through May 1, 2021, we have received gross proceeds of approximately \$1.3 billion from the sale of 130.6 million shares of our common stock through our public offerings, including proceeds from our distribution reinvestment plan. Although Class AX shares, Class TX shares, Class IX shares and Class JX shares, which we refer to collectively as the IPO Shares, were issued pursuant to our initial public offering and remain outstanding, we are not offering the IPO Shares in this offering. Until November 30, 2017, the Class AX shares, Class TX shares, Class IX shares and Class JX shares were labeled as Class A shares, Class T shares, Class I shares and Class J shares. The Class AX shares, Class TX shares, Class IX shares and Class JX shares have the same rights, including voting rights, as the Class T shares, Class S shares, Class D shares and Class I shares that we are offering pursuant to this offering.

We intend to obtain additional loans and other debt financing to provide additional proceeds to make additional real estate investments as well as to potentially enhance the returns of our investments.

We made the election to be taxed as a REIT for U.S. federal income tax purposes beginning with our taxable year ended December 31, 2015. We have operated and intend to continue to operate in a manner that will allow us to qualify as a REIT for U.S. federal income tax purposes. Among other requirements, REITs are required to distribute at least 90% of their annual ordinary taxable income.

Our office is located at 2800 Post Oak Boulevard, Suite 5000, Houston, Texas 77056-6118. Our telephone number is 1-888-220-6121. Our website is <https://www.hinesglobalincometrust.com>. The information on our website shall not be deemed incorporated by reference into this prospectus.

Class T Shares, Class S Shares, Class D Shares and Class I Shares

We are offering to the public four classes of shares of our common stock: Class T shares, Class S shares, Class D shares and Class I shares. The differences among the share classes relate to upfront selling commissions, dealer manager fees and distribution and stockholder servicing fees. No upfront selling commissions or dealer manager fees will be paid with respect to Class D shares, and no upfront selling commissions, dealer manager fees or distribution and stockholder servicing fees will be paid with respect to Class I shares.

The table below summarizes the fees we expect to generally be payable to our Dealer Manager with respect to the Class T shares, Class S shares, Class D shares and Class I shares and does not include the other fees and expenses payable to our Advisor and its affiliates. The upfront selling commissions and dealer manager fees are each a percentage of the gross offering proceeds of the shares sold in the primary offering. No upfront selling commissions or dealer manager fees are paid with respect to any shares sold under our distribution reinvestment plan. Subject to FINRA limitations on underwriting compensation and certain other limitations, the ongoing distribution and stockholder servicing fees will be paid monthly and are calculated as an annual amount equal to the percentage set forth below of the aggregate NAV of our outstanding shares for such class of shares.

	Class T	Class S	Class D	Class I
Upfront Selling Commission and Dealer Manager Fee ⁽¹⁾	3.5%	3.5%	None	None
Ongoing Distribution and Stockholder Servicing Fee	1.0%	1.0%	0.25%	None

- (1) With respect to Class T shares, there is a maximum upfront sales load of up to 3.5% of the gross offering proceeds from the sale of such shares in the primary offering, consisting of any combination of selling commissions and dealer manager fees. With respect to Class S shares, the upfront sales load of up to 3.5% of the gross proceeds from the sale of such shares in the primary offering consists solely of selling commissions.

The ongoing distribution and stockholder servicing fees listed above are allocated on a class-specific basis and may differ for each class, even when the NAV of each class is the same. The allocation of ongoing distribution and stockholder servicing fees on a class-specific basis results in different amounts of distributions being paid with respect to each class of shares. In addition, as a result of the different ongoing fees allocable to each share class, each share class could have a different NAV per share. If the NAV of our classes are different, then changes to our assets and liabilities that are allocable based on NAV may also be different for each class.

We will cease paying distribution and stockholder servicing fees with respect to any Class T share, Class S share or Class D share at the end of the month in which the transfer agent, on our behalf, determines that the total upfront selling commissions, dealer manager fees and distribution and stockholder servicing fees paid with respect to such Class T shares, Class S shares or Class D shares, as applicable, held by a stockholder within his or her particular account equals 8.75% (or, in the case of shares sold through certain participating broker dealers, a lower limit as set forth in any applicable agreement between our Dealer Manager and a participating broker dealer at the time such shares were issued) of the gross proceeds from the sale of such Class T shares, Class S shares or Class D shares (including the gross proceeds of any shares issued under our distribution reinvestment plan with respect thereto). At the end of such month, such Class T share, Class S share or Class D share (and any shares issued under our distribution reinvestment plan with respect thereto) will convert into a number of Class I shares (including any fractional shares) with an equivalent aggregate NAV as such share.

In addition, we will cease paying distribution and stockholder servicing fees with respect to Class T shares, Class S shares and Class D shares on the earlier to occur of the following: (i) a listing of our common shares, (ii) our merger or consolidation with or into another entity, or the sale or other disposition of all or substantially all of our assets or (iii) following the completion of the primary portion of this offering, the end of the month in which our Dealer Manager determines that, in the aggregate, underwriting compensation from all sources in connection with this offering, including upfront selling commissions, dealer manager fees, distribution and stockholder servicing fees and other underwriting compensation, is equal to 10% of the gross proceeds from our primary offering. Upon the earliest to occur of such events, our Class T shares, Class S shares and Class D shares will convert into a number of Class I shares (including any fractional shares) with an equivalent aggregate NAV as such shares. We will further cease paying the distribution and stockholder servicing fee on any Class T share, Class S share or Class D share that is redeemed or repurchased, as well as upon our dissolution, liquidation or the winding up of our affairs, or a merger or other extraordinary transaction to which we are a party and in which the Class T shares, Class S shares or Class D shares, each as a class, are exchanged for cash or other securities. We cannot predict if or when this will occur for each Class T share, Class S share and Class D share.

Although we expect our NAV per share will vary, assuming a constant NAV per share of \$10.15, which is our NAV per share as of April 30, 2021, and assuming applicable distribution and stockholder servicing fees are paid until the 8.75% of gross proceeds limit described in “Management Compensation—Distribution and Stockholder Servicing Fees” is reached, we expect that a one-time investment in 1,000 shares of each class of our shares (representing an aggregate net asset value of 10,150 for each class) would be subject to the following upfront selling commissions, dealer manager fees and distribution and stockholder servicing fees (dollar amounts rounded to nearest whole dollar):

	Upfront Selling Commissions and Dealer Manager Fees	Annual Distribution and Stockholder Servicing Fees	Maximum Distribution and Stockholder Servicing Fees Over Life of Investment (Length of Time)	Total (Length of Time)
Class T shares	\$ 369	\$ 102	\$ 552 (5.43 years)	\$ 921 (5.43 years)
Class S shares	\$ 369	\$ 102	\$ 552 (5.43 years)	\$ 921 (5.43 years)
Class D shares	\$ —	\$ 25	\$ 888 (35.00 years)	\$ 888 (35.00 years)
Class I shares	\$ —	\$ —	\$ —	\$ —

Class T shares and Class S shares are available through brokerage and transaction-based accounts. Class D shares are generally available for purchase in this offering only (1) through fee-based programs, also known as wrap accounts, that provide access to Class D shares, (2) through participating broker dealers that have alternative fee arrangements with their clients to provide access to Class D shares, (3) through certain registered investment advisers, (4) through bank trust departments or any other organization or person authorized to act in a fiduciary capacity for its clients or customers or (5) by other categories of investors that we name in an amendment or supplement to this prospectus. Class I shares are generally available for purchase in this offering only (1) through fee-based programs, also known as wrap accounts, that provide access to Class I shares, (2) by endowments, foundations, pension funds and other institutional investors, (3) through participating broker dealers that have alternative fee arrangements with their clients to provide access to Class I shares, (4) by our executive officers and directors and their friends and immediate family members, as well as officers and employees of our Advisor, Hines or other affiliates and their Friends and immediate family members, and, if approved by our board of directors, joint venture partners, consultants and other service providers, (5) through certain registered investment advisers, (6) by the officers, directors, employees, and registered representatives of participating broker dealers or their affiliates, including their immediate family members, or (7) by other categories of investors that we name in an amendment or supplement to this prospectus. “Friends” mean those individuals who have had long standing business and/or personal relationships with officers of Hines. Before making your investment decision, please consult with your investment adviser regarding your account type and the classes of common stock you may be eligible to purchase.

Certain participating broker dealers may offer volume discounts which would reduce upfront selling commissions and would therefore increase the length of time required for selling commissions, dealer manager fees and distribution and stockholder servicing fees to reach 8.75% of gross proceeds. In the case of shares sold through certain participating broker dealers, a lower limit than 8.75% of gross proceeds may be used, as set forth in any applicable agreement between the Dealer Manager and the participating broker dealer.

If you are eligible to purchase all four classes of shares, then you should consider that Class I shares have no upfront selling commissions, dealer manager fees or distribution and stockholder servicing fees, which reduce the distributions payable to the holders of the other share classes. If you are eligible to purchase Class T shares, Class S shares and Class D shares but not Class I shares, then you should consider that Class D shares have no upfront selling commissions or dealer manager fees and lower annual distribution and stockholder servicing fees. You should inquire with your broker dealer or financial representative about the type of account in which the shares will be held and which classes of shares you may be eligible to purchase, as well as any additional fees or costs associated with your potential investment.

The aggregate amount of underwriting compensation for the Class T shares, Class S shares, Class D shares and Class I shares, including distribution and stockholder servicing fees for each of the Class T shares, Class S shares and Class D shares will not exceed the 10% cap on underwriting compensation imposed by FINRA. See “Description of Capital Stock.”

The fees listed above will be payable on a class-specific basis. Monthly cash distributions paid with respect to Class I shares will be higher than those paid with respect to Class T shares, Class S shares or Class D shares because distributions paid with respect to Class T shares, Class S shares or Class D shares, including those issued pursuant to the distribution reinvestment plan will be reduced by the payment of the distribution and stockholder servicing fees. See “Questions and Answers About this Offering” and “Description of Capital Stock” for more information concerning the differences between the Class T shares, Class S shares or Class D shares, and the Class I shares.

Our Board

We operate under the direction of our board of directors, which has a fiduciary duty to act in the best interest of our stockholders. Our board of directors has approval rights over each potential investment recommended by our Advisor and oversees our operations. We currently have five directors, three of whom are independent directors. Our directors are elected annually by our stockholders. Our three independent directors serve on the conflicts committee of our board of directors, and this committee is required to review and approve all matters the board believes may involve a conflict of interest between us and Hines or its affiliates.

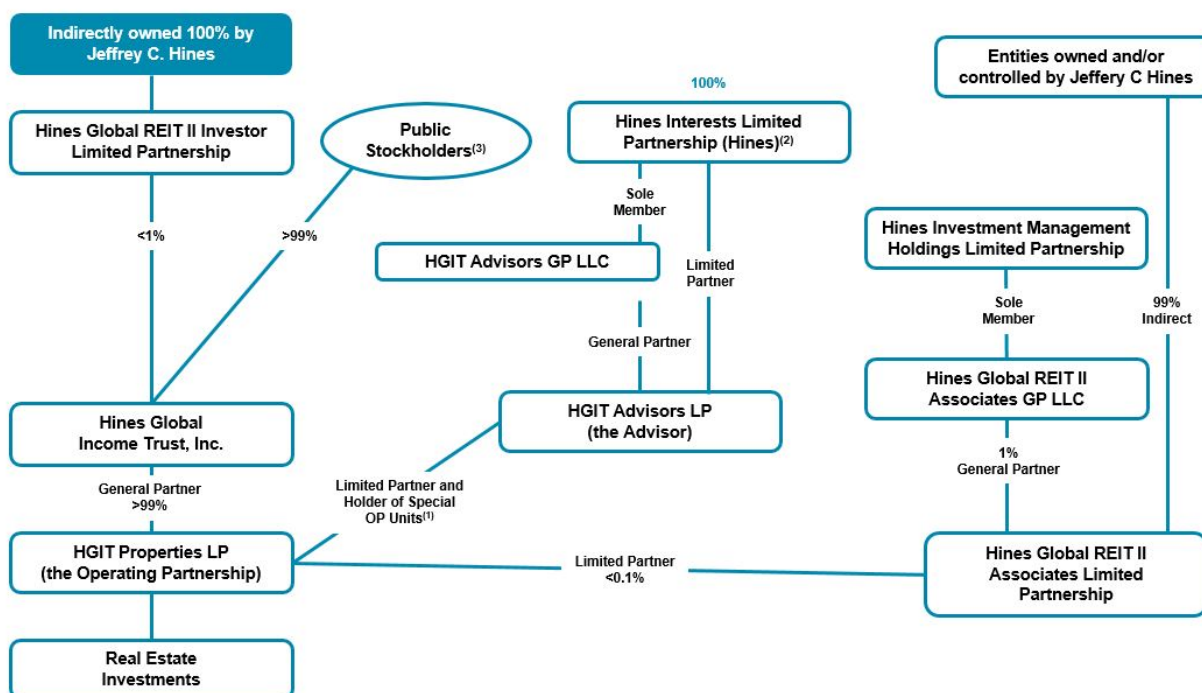
Our Advisor

Our Advisor, an affiliate of Hines, manages our day-to-day operations pursuant to the advisory agreement among us, our Advisor and the Operating Partnership, which we refer to as the Advisory Agreement. Our Advisor is responsible for identifying potential investments, acquiring real estate investments, structuring and negotiating financings, asset and portfolio management, executing asset dispositions, financial reporting, public reporting and other regulatory compliance, investor relations and other administrative functions. Our Advisor may contract with other Hines entities or third parties to perform or assist with these functions.

Conflicts of Interest

We rely on affiliates of Hines for our day-to-day operations and the selection of real estate investments. We pay substantial fees to these affiliates for these services. These affiliates are subject to conflicts of interest as a result of this and other relationships they have with us and other investment vehicles sponsored by Hines. For example, these relationships may provide an incentive for the Advisor to sell or not sell assets, or engage or not engage in other transactions such as a merger or listing. Considerations relating to compensation from us to the Advisor and its affiliates and related parties could result in decisions that are not in your best interests, which could result in a decline in the value of your investment. We also compete with affiliates of Hines for tenants and investment opportunities, and some of those affiliates will have priority with respect to certain investment opportunities. Please see “Conflicts of Interest” beginning on page 108 and “Risk Factors—Risks Related to Potential Conflicts of Interests” beginning on page 57 for a more detailed description of the conflicts of interests, and the associated risks, related to our structure and ownership.

The following chart illustrates our general structure and relationship with Hines and its affiliates as of May 1, 2021:



- (1) Please see “Management Compensation” for a description of the payments we may make with respect to the Special OP Units held by our Advisor.
- (2) Please see “Conflicts of Interest” for a description of the other direct participation programs sponsored and managed by Hines and its affiliates.
- (3) Please see “Security Ownership of Certain Beneficial Owners and Management” for information concerning the number of shares of our common stock owned by our officers and directors as of May 1, 2021.

Summary Risk Factors

An investment in shares of our common stock involves significant risks. See “Risk Factors” beginning on page 30. These risks include, among others:

- Our charter does not require us to pursue a transaction to provide liquidity to our stockholders and there is no public market for our common shares; therefore, you must be prepared to hold your shares for an indefinite length of time and, if you are able to sell your shares, you will likely sell them at a substantial discount.
- This is a blind pool offering and you will not have the opportunity to evaluate the additional investments we will make prior to purchasing shares of our common stock.
- This is a best efforts offering and as such, there is a risk that we will not be able to accomplish our business objectives and that the poor performance of a single investment will materially adversely affect our overall investment performance, if we are unable to raise substantial funds.
- The purchase and redemption price for shares of our common stock generally will be based on our most recently determined NAV (subject to material changes as described above) and will not be based on any public trading market. While there will be independent appraisals of our properties performed annually, at any given time our NAV may not accurately reflect the actual then-current market value of our assets.
- Distributions have exceeded earnings. Some or all of our distributions have been paid, and may continue to be paid, and during the offering phase, are likely to be paid at least partially from sources such as proceeds from our debt financings, proceeds from this offering, cash advances by our Advisor, cash resulting from a waiver or deferral of fees and/or proceeds from the sale of assets. We have not placed a cap on the amount of our distributions that may be paid from any of these sources. If we continue to pay distributions from sources other than our cash flow from operations, we will have less funds available for the acquisition of properties, and your overall return may be reduced.

- There is no public market for our shares and an investment in our shares will have very limited liquidity. There are significant restrictions and limitations on your ability to have any of your shares of our common stock redeemed under our share redemption program and, if you are able to have your shares redeemed, it may be at a price that is less than the price you paid and the then-current market value of the shares. Further, our board of directors may make exceptions to, modify or suspend our share redemption program if in its reasonable judgement it deems such actions to be in our best interest and the best interest of our stockholders. Although our board of directors has the discretion to suspend our share redemption program, our board of directors will not terminate our share redemption program other than in connection with a liquidity event which results in our stockholders receiving cash or securities listed on a national securities exchange or where otherwise required by law.
- Due to the risks involved in the ownership of real estate investments, there is no assurance of any return on your investment and you may lose some or all of your investment.
- International investment risks, including the burden of complying with a wide variety of foreign laws and the uncertainty of such laws, the tax treatment of transaction structures, political and economic instability, foreign currency fluctuations, and inflation and governmental measures to curb inflation may adversely affect our operations and our ability to make distributions. Because the performance participation allocation payable to our Advisor is calculated based in part on changes in our NAV, our Advisor may be entitled to a greater or lesser allocation even if the changes in NAV are due solely to foreign currency fluctuations.
- If we internalize our management functions, we could incur adverse effects on our business and financial condition, including significant costs associated with becoming and being self-managed and the percentage of our outstanding common stock owned by our stockholders could be reduced.
- We rely on affiliates of Hines for our day-to-day operations and the selection of real estate investments. We pay substantial fees and other payments to these affiliates for these services. These affiliates are subject to conflicts of interest as a result of this and other relationships they have with us and other investment vehicles sponsored by Hines. We also compete with affiliates of Hines for tenants and investment opportunities, and some of those affiliates may have priority with respect to certain investment opportunities. See “Risk Factors—Risks Related to Potential Conflicts of Interest” beginning on page 57 and “Conflicts of Interest” beginning on page 108 for a description of potential conflicts of interest.

Estimated Use of Proceeds

We expect to use the net proceeds from this offering to (i) make investments in accordance with our investment strategy and policies, (ii) reduce borrowings and repay indebtedness incurred under various financing agreements we may enter into and (iii) fund redemptions under our share redemption program. Generally, our policy will be to pay distributions from cash flow from operations; however, cash flows from operations have been and may continue to be insufficient to fully fund distributions to our stockholders. Therefore, some or all of our distributions have been paid, and may continue to be paid, and during the offering phase, are likely to be paid at least partially from other sources, such as proceeds from our debt financings, proceeds from this offering, cash advances by our Advisor, cash resulting from a waiver or deferral of fees and/or proceeds from the sale of assets. We funded 67%, 60% and 42% of total distributions for the three months ended March 31, 2021, and each of the years ended December 31, 2020 and 2019, respectively, with cash flows from investing activities, which may include proceeds from the sale of real estate and/or cash flows from financing activities, which may include offering proceeds. We have not placed a cap on the amount of our distributions that may be paid from sources other than cash flows from operations, including proceeds from our debt financings, proceeds from our public offerings, cash advances by our Advisor, cash resulting from a waiver or deferral of fees and/or proceeds from the sale of assets. Please see “Estimated Use of Proceeds” beginning on page 66.

Coronavirus Outbreak

The Coronavirus pandemic has had, and may continue to have, an adverse impact on overall market conditions. The pandemic has led governments and other authorities around the world, including in the United Kingdom and in many states across the U.S. where our assets are located, to impose measures intended to control its spread, including restrictions on freedom of movement and business operations such as travel bans, border closings, business closures, quarantines and shelter-in-place orders. While operations in certain areas have been allowed to fully or partially re-open, no assurance can be given that such closures or restrictions will not occur again in the future. These restrictions have significantly disrupted business activity globally, including in the markets where we invest, and could have an adverse impact on the performance of certain of our investments. Considerable uncertainty still surrounds the Coronavirus and its potential effects on the population, as well as the effectiveness of any responses taken on a national and local level by government authorities and businesses.

While it is difficult to ascertain the long term impact it will have on commercial real estate markets and our investments, it presents uncertainty and risk with respect to the current and future performance and value of our investments. Investments in real properties and real estate-related securities have been impacted by the pandemic and in some cases significantly. Our tenants operate in industries which are being adversely affected by the disruption to business caused by the outbreak of the Coronavirus. Many of our tenants have been subject to shelter in place and other quarantine restrictions. These restrictions particularly adversely impacted many of our retail tenants (other than grocery tenants), as government instructions regarding social distancing and mandated closures reduced and, in some cases, eliminated customer foot traffic, causing many of our retail tenants to temporarily close their brick and mortar stores. As of March 31, 2021, we owned two retail properties, which comprised 14% of our portfolio, based on the estimated value of our real estate investments as of that date, and comprised 17% of our total revenue for the three months ended March 31, 2021. While rent collections were adversely affected in the early months of the pandemic, with rent collections at our retail properties

dropping to a low of 41% for the second quarter of 2020, consumer traffic at these properties has recovered to near pre-pandemic levels in recent months and rent collections recovered to 95% of billed rent by the end of the three months ended March 31, 2021. However, considerable uncertainty still exists and the potential for additional government mandated shutdowns could reduce consumer traffic at the Company's retail properties and negatively impact future rent collections. Additionally, the Company refunded \$2.2 million in rent to students across its international student housing portfolio during the year ended December 31, 2020 following the closing of nearby universities for the remainder of the 2019/2020 school year. These universities later announced a mixture of in-campus and on-line learning for the 2020/2021 school year with a delayed start. Subsequent to this announcement, local governments closed in-campus learning in early 2021, which has resulted in \$0.7 million in refunded rent to students from January through May 2021.

The Coronavirus pandemic has also caused, and may continue to cause, severe economic, market and other disruptions worldwide. Conditions in the U.S. and many countries in which we invest seem to be improving as vaccines are being distributed widely. However, we cannot assure you that conditions in the bank lending, capital and other financial markets will not deteriorate as a result of the pandemic, or that our access to capital and other sources of funding will not become constrained, which could adversely affect the availability and terms of future borrowings, renewals or refinancings.

The extent of the Coronavirus pandemic's effect on our operational and financial performance will depend on future developments, including the duration of the pandemic, the effectiveness of vaccines and other treatments, possible resurgences in Coronavirus cases, and the duration of government measures to mitigate the pandemic, all of which are uncertain and difficult to predict. Due to the speed with which the situation is developing, we are not able at this time to estimate the effect of these factors on our business, but any of these factors could have a material adverse effect on our business, results of operations, cash flows and financial condition.

Management Compensation

Our Advisor, our Dealer Manager and their affiliates will receive the fees and expense reimbursements described below in connection with performing services for us. We do not intend to pay the Advisor or its affiliates any separate fees for property acquisitions, dispositions, financings or development, or adopt a long-term incentive plan, although our charter permits us to do so, subject to certain limitations. We will, however, reimburse the Advisor and its affiliates for out-of-pocket and other expenses related to the foregoing activities to the extent such expenses are paid by the Advisor.

Type and Recipient	Description and Method of Computation	Estimated Amount
	<i>Organization and Offering Activities⁽¹⁾</i>	
Upfront Selling Commissions and Dealer Manager Fees ⁽²⁾ —our Dealer Manager	<p>Our Dealer Manager will be entitled to receive upfront selling commissions and dealer manager fees in an aggregate amount of up to 3.5% of gross offering proceeds from Class T shares sold in the primary offering (consisting of any combination of selling commissions and dealer manager fees) and upfront selling commissions of up to 3.5% of gross offering proceeds from Class S shares sold in the primary offering.</p> <p>Our Dealer Manager may reallocate all or a portion of the upfront selling commissions and dealer manager fees to participating broker dealers.</p> <p>No upfront selling commissions or dealer manager fees will be paid with respect to purchases of Class D shares, Class I shares or shares of any class sold pursuant to our distribution reinvestment plan.</p>	<p>The actual amount of upfront selling commissions and dealer manager fees will depend on the number of Class T shares and Class S shares sold in the primary offering.</p> <p>Aggregate upfront selling commissions and dealer manager fees will equal approximately \$35.0 million if we sell the maximum amount in our primary offering, assuming payment of the full upfront selling commissions and dealer manager fees and that 1/4 of our offering proceeds are from the sale of Class T shares and 1/4 of our offering proceeds are from the sale of Class S shares.</p>

Type and Recipient	Description and Method of Computation	Estimated Amount
Distribution and Stockholder Servicing Fees ⁽³⁾⁽⁴⁾ —our Dealer Manager	<p data-bbox="362 121 1114 174">Subject to FINRA limitations on underwriting compensation, we will pay our Dealer Manager distribution and stockholder servicing fees:</p> <ul data-bbox="380 201 1114 470" style="list-style-type: none"> <li data-bbox="380 201 1114 285">• with respect to our outstanding Class T shares, in an amount equal to up to 1.0% per annum of the aggregate NAV of our outstanding Class T shares; <li data-bbox="380 294 1114 378">• with respect to our outstanding Class S shares, in an amount equal to up to 1.0% per annum of the aggregate NAV of our outstanding Class S shares; and <li data-bbox="380 386 1114 470">• with respect to our outstanding Class D shares, in an amount equal to up to 0.25% per annum of the aggregate NAV of our outstanding Class D shares. <p data-bbox="362 478 1114 539">We will not pay distribution and stockholder servicing fees with respect to our outstanding Class I shares.</p> <p data-bbox="362 562 1114 1335">We will cease paying distribution and stockholder servicing fees with respect to any Class T share, Class S share or Class D share at the end of the month in which the transfer agent, on our behalf, determines that the total upfront selling commissions, dealer manager fees and distribution and stockholder servicing fees paid with respect to Class T shares, Class S shares or Class D shares, as applicable, held by a stockholder within his or her particular account equals 8.75% (or, in the case of shares sold through certain participating broker dealers, a lower limit as set forth in any applicable agreement between our Dealer Manager and a participating broker dealer at the time such shares were issued) of the gross proceeds from the sale of such Class T shares, Class S shares or Class D shares (including the gross proceeds of any shares issued under our distribution reinvestment plan with respect thereto). At the end of such month, such Class T share, Class S share or Class D share (and any shares issued under our distribution reinvestment plan with respect thereto) will convert into a number of Class I shares (including any fractional shares) with an equivalent aggregate NAV as such share. Although we cannot predict the length of time over which the distribution and stockholder servicing fees will be paid due to potential changes in the NAV of our shares, this fee would be paid with respect to a Class T share or Class S share (in the case of a limit of 8.75% of gross proceeds) over a period of approximately 5.43 years from the date of purchase and with respect to a Class D share (in the case of a limit of 8.75% of gross proceeds) over a period of approximately 35 years from the date of purchase, assuming payment of the full upfront selling commissions and dealer manager fees and a constant NAV of \$10.15, which is our NAV per share as of April 30, 2021. We expect our NAV per share will vary. Under these assumptions, if a stockholder holds his or her shares for these time periods, this fee with respect to a Class T share or Class S share would total a maximum of approximately \$0.55 and with respect to a Class D share would total approximately \$0.89.</p> <p data-bbox="362 1344 1114 1944">In addition, we will cease paying distribution and stockholder servicing fees with respect to Class T shares, Class S shares and Class D shares on the earlier to occur of the following: (i) a listing of our common shares, (ii) our merger or consolidation with or into another entity, or the sale or other disposition of all or substantially all of our assets or (iii) following the completion of the primary portion of this offering, the end of the month in which our Dealer Manager determines that, in the aggregate, underwriting compensation from all sources in connection with this offering, including upfront selling commissions, dealer manager fees, distribution and stockholder servicing fees and other underwriting compensation, is equal to 10% of the gross proceeds from our primary offering. Upon the earliest to occur of such events, our Class T shares, Class S shares and Class D shares will convert into a number of Class I shares (including any fractional shares) with an equivalent aggregate NAV as such shares. We will further cease paying the distribution and stockholder servicing fee on any Class T share, Class S share or Class D share that is redeemed or repurchased, as well as upon our dissolution, liquidation or the winding up of our affairs, or a merger or other extraordinary transaction to which we are a party and in which the Class T shares, Class S shares or Class D shares, each as a class, are exchanged for cash or other securities. We cannot predict if or when this will occur for each Class T share, Class S share and Class D share.</p>	<p data-bbox="1127 121 1498 919">Actual amounts depend upon the NAV per share of Class T shares, Class S shares and Class D shares, the number of Class T shares, Class S shares and Class D shares purchased and when such shares are purchased. For each of Class T shares and Class S shares, the distribution and stockholder servicing fees will equal approximately \$4.8 million per annum if we sell the maximum amount. For Class D shares, the distribution and stockholder servicing fees will equal approximately \$1.3 million per annum if we sell the maximum amount. In each case, we are assuming that, in our primary offering, 1/4 of our offering proceeds are from the sale of Class T shares, 1/4 of our offering proceeds are from the sale of Class S shares and 1/4 of our offering proceeds are from the sale of Class D shares, that the NAV per share of each of our Class T shares, Class S shares and Class D shares remains constant at \$10.15, which is our NAV per share as of April 30, 2021. We expect our NAV per share will vary.</p>

Type and Recipient	Description and Method of Computation	Estimated Amount
Organization and Offering Expense Reimbursement ⁽³⁾⁽⁵⁾ —our Advisor	<p>Prior to December 31, 2018, our Advisor advanced all of our organization and offering expenses on our behalf, including expenses that are deemed issuer costs and certain expenses that are deemed underwriting compensation, such as legal, accounting, printing, mailing and filing fees and expenses, bona fide due diligence expenses of participating broker dealers and investment advisers supported by detailed and itemized invoices, costs in connection with preparing sales materials, design and website expenses, fees and expenses of our transfer agent, fees paid by registered representatives associated with our Dealer Manager to attend retail seminars sponsored by participating broker dealers, costs associated with sponsoring conferences, including reimbursements for registered representatives associated with participating broker dealers to attend educational conferences sponsored by us or our Dealer Manager, reimbursements for customary lodging, meals and reasonable entertainment expenses and promotional items, technology costs and legal fees of our Dealer Manager, but excluding upfront selling commissions, dealer manager fees and distribution and stockholder servicing fees. We will reimburse our Advisor for all such advanced expenses, as well as any organization and offering expenses incurred in prior periods related to our initial public offering, ratably over the 60 months following December 31, 2018, to the extent reimbursements to our Advisor for cumulative organization and offering expenses do not exceed an amount equal to 2.5% of gross offering proceeds from our public offerings.</p> <p>Following December 31, 2018, we began reimbursing our Advisor for any organization and offering expenses that it incurs on our behalf as and when incurred to the extent that aggregate reimbursements to our Advisor for cumulative organization and offering expenses do not exceed an amount equal to 2.5% of gross offering proceeds from our public offerings. Although the cap on reimbursements to our Advisor and its affiliates for cumulative organization and offering expenses is equal to 2.5% of the gross offering proceeds from our public offerings, we estimate that the total reimbursement that will be paid to our Advisor and its affiliates for cumulative organization and offering expenses incurred will be equal to approximately 1.17% of the maximum gross offering proceeds from the primary offering.</p>	We estimate the reimbursement for our organization and offering expenses (excluding upfront selling commissions, dealer manager fees and distribution and stockholder servicing fees) to be approximately \$23.4 million if we sell the maximum offering amount.
Investment Activities		
Acquisition Expenses Reimbursement ⁽⁶⁾ —our Advisor	We do not intend to pay the Advisor any acquisition, financing (except interest payments to the lender in cases where the lender is an affiliate of the Advisor) or other similar fees in connection with making investments. We will, however, reimburse our Advisor for out-of-pocket expenses in connection with the selection, evaluation, structuring, acquisition, origination, financing and development of properties and real estate-related securities, whether or not such investments are acquired, and make payments to third parties or certain of the Advisor’s affiliates in connection with making investments as described in “—Fees for Other Services” below.	Not determinable at this time.

Type and Recipient	Description and Method of Computation	Estimated Amount
Asset Management Fee and Expense Reimbursements—our Advisor	<i>Operational Activities</i>	Not determinable at this time. Actual amounts of the asset management fee depend upon the cost of our real estate assets.
	We pay our Advisor an asset management fee equal to 0.0625% per month of the value of our real estate investments at the end of each month. The value of our real estate investments at the end of each month is determined using the cost of our real estate investments at the end of each month; provided that if our board of directors has determined an NAV per share that includes the real estate investments on which the asset management fee is being calculated, the asset management fee with respect to those real estate investments will be equal to 0.0625% per month of the most recently determined value of such real estate investments at the end of each month. In no event will the asset management fee exceed an amount equal to 1/12th of 1.25% of our NAV at the end of the applicable month.	
	The asset management fee may be paid, at the Advisor's election, in cash, Class I shares or Class I OP units. If our Advisor elects to receive any portion of its management fee in Class I shares or Class I OP units, we may repurchase such Class I shares or Class I OP units from the Advisor at a later date. Class I shares and Class I OP units obtained by our Advisor in lieu of a cash asset management fee will not be subject to the 5% holding discount under our share redemption program, but will be subject to the monthly and quarterly volume limitations that exist under our share redemption program. Any such Class I shares will be repurchased at the then-current redemption price under our share redemption program. The Operating Partnership will repurchase any such OP Units for cash in an amount determined in accordance with the Limited Partnership Agreement of the Operating Partnership, which generally will equal the aggregate NAV of such OP Units, unless our board of directors determines that any such repurchase for cash would be prohibited by applicable law or our charter, in which case such OP Units will be repurchased for shares of our common stock with an equivalent aggregate NAV. Our Advisor will have the option of exchanging Class I shares for an amount of Class T shares, Class S shares or Class D shares with an equivalent aggregate NAV and will have registration rights with respect to shares of our common stock.	
	In addition to the organization and offering expense and acquisition expense reimbursements described above, we reimburse our Advisor for out-of-pocket costs and expenses that it incurs in connection with the services it provides to us, including, but not limited to, (i) the actual cost of goods and services used by us and obtained from third parties, including fees paid to administrators, consultants, attorneys, technology providers and other services providers, and brokerage fees paid in connection with the purchase and sale of investments and securities, and (ii) expenses of managing and operating our properties, whether payable to an affiliate or a non-affiliated person. See "Management—Our Advisor and Our Advisory Agreement—Compensation."	
	As long as the Advisory Agreement has not been terminated (including by means of non-renewal), our Advisor, as the holder of the Special OP Units will be entitled to a performance participation interest in the Operating Partnership that entitles it to receive an allocation from our Operating Partnership equal to 12.5% of the Total Return, subject to a 5% Hurdle Amount, with a Catch-Up (each term as defined below). Such allocation will be made annually and accrue monthly.	

Type and Recipient	Description and Method of Computation	Estimated Amount
Performance Participation Allocation—our Advisor	<p>Specifically, our Advisor will be allocated a performance participation in an amount equal to:</p> <ul style="list-style-type: none"> • <i>First</i>, if the Total Return for the applicable period exceeds the sum of (i) the Hurdle Amount for that period and (ii) the Loss Carryforward Amount (any such excess, “Excess Profits”), 100% of such annual Excess Profits until the total amount allocated to our Advisor equals 12.5% of the sum of (x) the Hurdle Amount for that period and (y) any amount allocated to our Advisor pursuant to this clause (this is commonly referred to as a “Catch-Up”); and • <i>Second</i>, to the extent there are remaining Excess Profits 12.5% of such remaining Excess Profits. <p>“Total Return” for any period since the end of the prior calendar year shall equal the sum of:</p> <ul style="list-style-type: none"> (i) all distributions accrued or paid (without duplication) on the OP Units outstanding at the end of such period since the beginning of the then-current calendar year, <i>plus</i> (ii) the change in aggregate NAV of such units since the beginning of the year, before giving effect to (x) changes resulting solely from the proceeds of issuances of OP Units, (y) any allocation/accrual to the performance participation interest and (z) applicable distribution and stockholder servicing fee expenses (including any payments made to us for payment of such expenses). <p>For the avoidance of doubt, the calculation of Total Return will (i) include any appreciation or depreciation in the NAV of units issued during the then-current calendar year but (ii) exclude the proceeds from the initial issuance of such units. In addition, with respect to a year in which we complete a liquidity event, the calculation of Total Return will include any change in the aggregate NAV of the OP Units outstanding will be deemed to equal the difference between the aggregate NAV of such units at the beginning of the year and the aggregate value of such units determined in connection with such liquidity event.</p> <p>“Hurdle Amount” for any period during a calendar year means that amount that results in a 5% annualized internal rate of return on the NAV of the OP Units outstanding at the beginning of the then-current calendar year and all OP Units issued since the beginning of the then-current calendar year, taking into account the timing and amount of all distributions accrued or paid (without duplication) on all such units and all issuances of OP Units over the period. The ending NAV of the OP Units used in calculating the internal rate of return will be calculated before giving effect to any allocation/accrual to the performance participation interest and applicable distribution and stockholder servicing fee expenses. For the avoidance of doubt, the calculation of the Hurdle Amount for any period will exclude any OP Units repurchased during such period, which units will be subject to the performance participation allocation upon repurchase as described below.</p> <p>Except as described in Loss Carryforward Amount below, any amount by which Total Return falls below the Hurdle Amount will not be carried forward to subsequent periods.</p> <p>“Loss Carryforward Amount” shall initially equal zero and shall cumulatively increase by the absolute value of any negative annual Total Return and decrease by any positive annual Total Return, provided that the Loss Carryforward Amount shall at no time be less than zero and provided further that the calculation of the Loss Carryforward Amount will exclude the Total Return related to any OP Units repurchased during such year, which units will be subject to the performance participation allocation upon repurchase as described below. The effect of the Loss Carryforward Amount is that the recoupment of past annual Total Return losses will offset the positive annual Total Return for purposes of the calculation of the performance participation allocation.</p>	<p>Actual amounts of the performance participation allocation depend upon the Operating Partnership’s actual annual Total Return and, therefore, cannot be calculated at this time.</p>

Type and Recipient	Description and Method of Computation	Estimated Amount
	<p>Our Advisor will also be allocated a performance participation with respect to all OP Units that are repurchased at the end of any month (in connection with redemptions of our shares in our share redemption program) in an amount calculated as described above with the relevant period being the portion of the year for which such unit was outstanding, and proceeds for any such unit repurchase will be reduced by the amount of any such performance participation.</p> <p>Distributions on the performance participation interest may be payable in cash or Class I OP units at the election of our Advisor. If our Advisor elects to receive such distributions in Class I OP Units, then our Advisor may request the Operating Partnership to repurchase such OP Units from our Advisor at a later date. Any such repurchase requests will not be subject to the 5% holding discount under our share redemption program but will be subject to the monthly and quarterly volume limitations that exist under our share redemption program. The Operating Partnership will repurchase any such OP Units for cash in an amount determined in accordance with the Limited Partnership Agreement of the Operating Partnership, which generally will equal the aggregate NAV of such OP Units, unless our board of directors determines that any such repurchase for cash would be prohibited by applicable law or our charter, in which case such OP Units will be repurchased for shares of our common stock with an equivalent aggregate NAV.</p> <p>See “The Operating Partnership—Special OP Units.”</p>	
Property Management Fee—Hines or its Affiliates	Customary property management fees if Hines or an affiliate is our property manager. Such fees will be paid in an amount that is usual and customary in that geographic area for that type of property. We expect such fee could range from 2.5% to 4.0% of the annual gross revenues for our properties. ⁽⁷⁾⁽⁸⁾	Not determinable at this time.
Leasing Fee—Hines or its Affiliates	Customary leasing fees if Hines or an affiliate is our primary leasing agent. Such fees will be paid in an amount that is usual and customary in that geographic area for that type of property. We expect such fee could range from 1% to 3% of the annual gross rent paid under a lease. ⁽⁷⁾⁽⁸⁾	Not determinable at this time.
Tenant Construction Management Fees—Hines or its Affiliates	Amount payable by the tenant under its lease or, if payable by the landlord, direct costs incurred by Hines or an affiliate if the related services are provided by off-site employees. ⁽⁹⁾	Not determinable at this time.
Re-development Construction Management Fees—Hines or its Affiliates	Customary re-development construction management fees if Hines or its affiliates provide such services. Such fees will be paid in an amount that is usual and customary in the geographic area for that type of property. We expect such fee could range from 3% to 6% of the total projected re-development or construction cost. ⁽⁷⁾	Not determinable at this time.
Fees for Other Services—Affiliates of our Advisor	We may retain certain of the Advisor’s affiliates, from time to time, for services relating to our investments or our operations, which may include corporate services, statutory services, transaction support services (including but not limited to coordinating with brokers, lawyers, accountants and other advisors, assembling relevant information, conducting financial and market analyses, and coordinating closing procedures) and loan management and servicing, and within one or more such categories, providing services in respect of asset and/or investment administration, accounting, technology, tax preparation, finance (including but not limited to budget preparation and preparation and maintenance of corporate models), treasury, operational coordination, risk management, insurance placement, human resources, legal and compliance, valuation and reporting-related services, as well as services related to mortgage servicing, group purchasing, healthcare, consulting/brokerage, capital markets/credit origination, property, title and/or other types of insurance, management consulting and other similar operational matters. Any fees paid to our Advisor’s affiliates for any such services will not reduce the asset management fee. Any such arrangements will be at market rates.	Actual amounts depend on whether affiliates of our Advisor are actually engaged to perform such services.
<p>(1) The total compensation related to our organization and offering activities, which includes upfront selling commissions, dealer manager fees, distribution and stockholder servicing fees and organization and offering expenses will not exceed 15% of the gross offering proceeds.</p> <p>(2) Upfront selling commissions and dealer manager fees for sales of Class T shares and Class S shares may be reduced or waived in connection with volume discounts. See “Plan of Distribution—Underwriting Terms—Front-End Selling Commissions and Discounts (Class T shares and Class S shares)” and “—</p>		

Dealer Manager Fees (Class T shares).” If all shares sold in this offering are Class S shares, our total upfront selling commissions would be approximately \$70 million if we raise the maximum offering, assuming that the maximum upfront selling commission is paid for each share sold in our primary offering and no shares are issued pursuant to our distribution reinvestment plan.

- (3) We also will cease paying distribution and stockholder servicing fees at the date following the completion of the primary portion of this offering at which total underwriting compensation from any source in connection with this offering equals 10% of the gross proceeds from our primary offering (i.e., excluding proceeds from sales pursuant to our distribution reinvestment plan). This limitation is intended to ensure that we satisfy the FINRA requirement that total underwriting compensation paid in connection with this offering does not exceed 10% of the gross proceeds of our primary offering.
- (4) In calculating our distribution and stockholder servicing fee, we will use our NAV before giving effect to accruals for the distribution and stockholder servicing fee or distributions payable on our shares. If all shares sold in this offering are Class S shares, our total annual distribution and stockholder servicing fees would be approximately \$19.3 million if we raise the maximum offering, assuming that our NAV per share for Class S shares is \$10.15, which is our NAV per share as of April 30, 2021 and no shares are issued pursuant to our distribution reinvestment plan. We expect our NAV per share will vary.
- (5) These amounts represent estimated expenses incurred in connection with our organization and this offering. Under no circumstances may our total organization and offering expenses (including upfront selling commissions, dealer manager fees, distribution and stockholder servicing fees and due diligence expenses) exceed 15% of the gross proceeds from this offering. Any organization and offering expenses that are deemed underwriting expenses will be subject to the FINRA requirement that total underwriting compensation paid in connection with the offering does not exceed 10% of the gross proceeds of our primary offering. As a result of the 2.5% cap on reimbursement as a percentage of gross offering proceeds, we have not been obligated to reimburse our Advisor for all organization and offering expenses our Advisor had incurred in connection with our public offerings. Following December 31, 2018, we began reimbursing our Advisor ratably for the cumulative organization and offering expenses incurred by our Advisor in connection with our public offerings, including those incurred in prior periods related to our initial public offering, to the extent such expenses do not exceed 2.5% of gross offering proceeds from our public offerings. From inception through March 31, 2021, we had reimbursed our Advisor \$23.5 million in organization and offering expenses out of \$28.8 million incurred by our Advisor.
- (6) We will pay all expenses incurred in connection with the acquisition of our investments, including legal and accounting fees and expenses, brokerage commissions payable to unaffiliated third parties, travel expenses, costs of appraisals (including independent appraisals), nonrefundable option payments on property not acquired, engineering, due diligence, transaction support services, title insurance and other expenses related to the selection and acquisition of investments, whether or not acquired. While most of the acquisition expenses are expected to be paid to third parties, a portion of the out-of-pocket acquisition expenses may be paid or reimbursed to our Advisor or its affiliates. Acquisition expenses will in no event exceed 6% of the gross purchase price of the property.
- (7) Such fees must be approved by a majority of our independent directors as being fair and reasonable and on terms and conditions not less favorable than those available from unaffiliated third parties.
- (8) Property management fees and leasing fees for international acquisitions may differ from our domestic property management fees and leasing fees due to differences in international markets, but in all events the fees shall be paid in compliance with our charter, and fees paid to Hines and its affiliates shall be approved by a majority of our independent directors.
- (9) These fees relate to construction management services for improvements and build out tenant space.

Our Total Operating Expenses, including any performance participation allocation made to our Advisor with respect to its performance participation interest in the Operating Partnership, will be limited during any four fiscal quarters to the greater of (a) 2.0% of our Average Invested Assets and (b) 25.0% of our Net Income. This limit may be exceeded only if our independent directors have made a finding that, based on such unusual and non-recurring factors as they deem sufficient, a higher level of expenses is justified, and such finding is recorded in the minutes of a meeting of the independent directors. For purposes of these limits:

- “Total Operating Expenses” are all costs and expenses paid or incurred by us, as determined under generally accepted accounting principles, including the asset management fee and the performance participation allocation, but excluding: (i) the expenses of raising capital such as organization and offering expenses, legal, audit, accounting, underwriting, brokerage, listing, registration and other fees, printing and other such expenses and taxes incurred in connection with the issuance, distribution, transfer, registration and listing of our capital stock, (ii) property-level expenses incurred at each property, (iii) interest payments, (iv) taxes, (v) non-cash expenditures such as depreciation, amortization and bad debt reserves, (vi) incentive fees paid in compliance with our charter, (vii) acquisition fees and acquisition expenses related to the selection and acquisition of assets, whether or not a property is actually acquired, (viii) real estate commissions on the sale of property and (ix) other fees and expenses connected with the acquisition, disposition, management and ownership of real estate interests, mortgage loans or other property (including the costs of foreclosure, insurance premiums, legal services, maintenance, repair and improvement of property).
- “Average Invested Assets” means, for any period, the average of the aggregate book value of our assets, invested, directly or indirectly, in equity interests in and loans secured by real estate, including all properties, mortgages and real estate-related securities and consolidated and unconsolidated joint ventures or other partnerships, before deducting depreciation, amortization, impairments, bad debt reserves or other non-cash reserves, computed by taking the average of such values at the end of each month during such period.
- “Net Income” means, for any period, total revenues applicable to such period, less the total expenses applicable to such period other than additions to, or allowances for, non-cash charges such as depreciation, amortization, impairments and reserves for bad debt or other similar non-cash reserves.

The table below outlines fees and expense reimbursements incurred that were payable by us to Hines and its affiliates for the periods indicated below (in thousands):

Type and Recipient	Incurred During the Three Months Ended March 31,		Incurred During the Years Ended December 31,			Unpaid as of	
	2021	2020	2020	2019	2018	March 31, 2021	December 31, 2020
Selling Commissions- Dealer Manager ⁽¹⁾	\$ 631	\$ 1,647	\$ 3,182	\$ 7,481	\$ 837	\$ —	\$ —
Dealer Manager Fee- Dealer Manager ⁽¹⁾	122	296	576	1,337	146	—	—
Distribution & Stockholder Servicing Fees- Dealer Manager ⁽¹⁾	1,964	4,297	9,484	17,696	2,411	26,794	26,271
Organization and Offering Costs- the Advisor	773	863	4,457	4,445	3,273	5,319	6,263
Acquisition Fees- the Advisor ⁽²⁾	—	—	—	—	—	—	—
Asset Management Fees- the Advisor	3,461	2,791	11,674	7,985	5,004	3,348	2,672
Other ⁽²⁾ - the Advisor	630	447	1,005	2,846	2,316	826	1,249
Performance Participation Allocation- the Advisor ⁽³⁾	2,234	—	—	7,713	5,954	2,234	—
Interest Expense- Hines ⁽⁴⁾	—	361	362	1,288	926	—	—
Property Management Fees- Hines	647	682	2,249	1,866	1,093	118	91
Development and Construction Management Fees- Hines	47	64	657	413	472	365	650
Leasing Fees- Hines and our affiliates	414	92	877	601	388	451	230
Expense Reimbursement- Hines (with respect to management and operations of our properties) ⁽⁵⁾	2,750	1,831	8,157	4,506	2,168	8	1,869
Total	\$ 13,673	\$ 13,371	\$ 42,680	\$ 58,177	\$ 24,988	\$ 39,463	\$ 39,295

(1) Some or all of these fees may be reallocated to participating broker dealers rather than being retained by the Dealer Manager.

(2) Includes amounts our Advisor paid on our behalf such as general and administrative expenses and acquisition-related expenses. These amounts are generally reimbursed to our Advisor during the month following the period in which they are incurred.

(3) Through its ownership of the Special OP Units in the Operating Partnership, our Advisor is entitled to an annual performance participation allocation of 12.5% of the Operating Partnership's total return. Total return is defined as distributions paid or accrued plus the change in net asset value of the Company's shares of common stock for the applicable period. This performance participation allocation is subject to investors earning a 5% return, after considering the effect of any losses carried forward from the prior period (as defined in the Operating Partnership agreement). The performance participation allocation accrues monthly and is payable after the completion of each calendar year. See "Management Compensation—Performance Participation Allocation."

(4) Includes amounts paid related to the Hines Credit Facility. See "Our Real Estate Investments—Our Permanent Debt" for a description of this credit facility.

(5) Includes amounts with respect to the management and operation of the Company's properties. These amounts are generally reimbursed to Hines and its affiliates during the month following the period in which they are incurred. Reimbursement of third party costs are not included in the incurred amounts.

In addition, we pay our independent directors certain fees and reimburse independent directors for certain out-of-pocket expenses, including for their attendance at board or committee meetings. Please see "Management—Compensation of Directors." Additionally, if we borrow any funds from our Advisor or its affiliates or if our Advisor or its affiliates defer any fees, we may pay them interest at a competitive rate. Any such transaction must be approved by a majority of our independent directors.

For a more complete description of all of the fees, expense reimbursements and other payments payable to our Advisor and its affiliates, please see the "Management Compensation" section of this prospectus. Subject to limitations in our charter, such fees, expense reimbursements and other payments payable to our Advisor and its affiliates may increase or decrease during this offering or future offerings from those described above if such revision is approved by a majority of our independent directors.

Description of Capital Stock

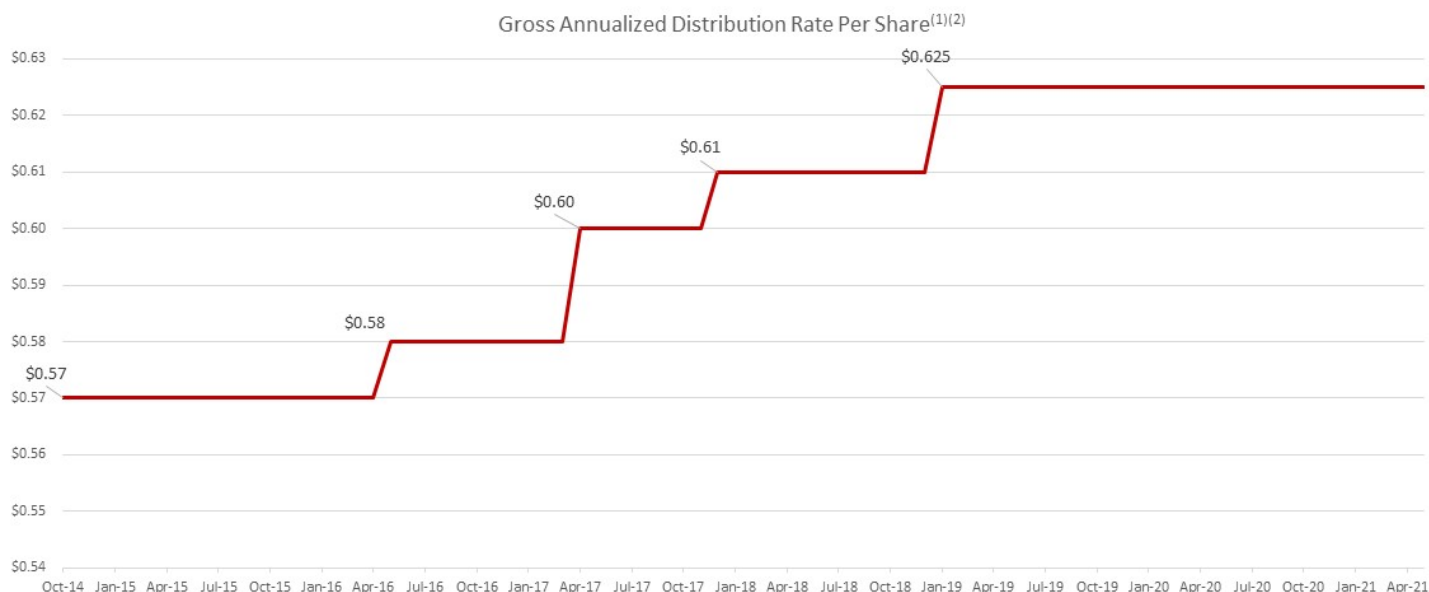
Distribution Objectives

In order to qualify as a REIT for U.S. federal income tax purposes, we must distribute at least 90% of our taxable income (excluding capital gains) to our stockholders. We intend, although we are not legally obligated, to make regular monthly distributions to holders of our common shares initially at least at the level required to maintain our REIT status unless our results of operations, our general financial condition, general economic conditions or other factors prohibit us from doing so. Distributions are authorized at the discretion of our board of directors, which will be influenced by our intention to comply with the REIT requirements of the Internal Revenue Code of 1986, as amended, or the Code.

From October 1, 2014 through December 31, 2017, with the authorization of our board of directors, we declared distributions as of daily record dates and paid them on a monthly basis. Since January 2018, we have declared and intend to continue to declare distributions as of monthly record dates and pay them on a monthly basis. With the authorization of our board of directors, we declared distributions monthly from January 2018 through December 31, 2018 at a gross distribution rate of \$0.05083 per month, and from January 2019 through May 31, 2021 at a higher gross distribution rate of \$0.05208 per month, for each share class, less any applicable distribution and stockholder servicing fees. All distributions paid to date were paid in cash or reinvested in shares of our common stock for those participating in our distribution reinvestment plan and have been paid or

issued, respectively, on the first business day following the completion of the month to which they relate. Distributions reinvested pursuant to our distribution reinvestment plan were or will be reinvested in shares of the same class as the shares on which the distributions are made.

Set forth below is additional information regarding our gross annualized distribution rate, excluding any applicable distribution and stockholder servicing fees, since October 1, 2014 (the date our board first authorized distributions to be declared).



1. With the authorization of our board of directors, we declared distributions as of daily record dates and paid them on a monthly basis through December 31, 2017. Beginning in January 2018, we began declaring, and intend to continue to declare, distributions as of monthly record dates and pay them on a monthly basis.
2. We have not generated and we may continue to be unable to generate sufficient cash flows from operations to fully fund distributions. Therefore, some or all of our distributions have been and may continue to be paid, and during the offering phase, are likely to be paid at least partially from other sources, such as proceeds from the sales of assets, proceeds from our debt financings, proceeds from our public offerings, cash advances by our Advisor and/or cash resulting from a waiver or deferral of fees. See “Description of Capital Stock— Distribution Objectives” for additional information concerning our distributions.

As mentioned above, we intend to continue to pay distributions on a monthly basis unless our results of operations, our general financial condition, general economic conditions or other factors prohibit us from doing so. The timing and amount of distributions will be determined by our board of directors, in its discretion, and may vary from time to time. Distributions cannot be guaranteed. We have not generated and we may continue to be unable to generate sufficient cash flows from operations to fully fund distributions paid. Therefore, some or all of our distributions have been and may continue to be paid and during the offering phase, are likely to be paid at least partially from other sources, such as proceeds from the sales of assets, proceeds from our debt financings, proceeds from our public offerings, cash advances by our Advisor and/or cash resulting from a waiver or deferral of fees. We have not placed a cap on the amount of distributions that may be paid from any of these sources. For example, we funded 67%, 60% and 42% of total distributions for the three months ended March 31, 2021, and the years ended December 31, 2020 and 2019, respectively, with cash flows from other sources such as cash flows from investing activities, which may include proceeds from the sale of real estate and/or cash flows from financing activities, which may include offering proceeds.

Distributions will be made on all classes of our common stock, including the IPO Shares, at the same time. Further, because the distribution and stockholder servicing fees payable with respect to Class T shares and Class S shares are higher than those payable with respect to Class D shares, distributions with respect to Class T shares and Class S shares will be lower than distributions with respect to Class D shares; also, because there are no distribution and stockholder servicing fees payable with respect to Class I shares, distributions with respect to Class T shares, Class S shares and Class D shares will be lower than distributions with respect to Class I shares.

Cash Distributions

The following table outlines our total cash distributions declared to stockholders for each of the quarters ended during 2021 and 2020, including the breakout between the distributions declared in cash and those reinvested pursuant to our distribution reinvestment plan (in thousands).

Distributions for the Three Months Ended	Stockholders			Distributions Paid With Cash Flows From Operating Activities ⁽¹⁾	
	Cash Distributions	Distributions Reinvested	Total Declared		
2021					
March 31, 2021	\$ 7,615	\$ 7,978	\$ 15,593	\$ 5,215	33 %
Total	\$ 7,615	\$ 7,978	\$ 15,593	\$ 5,215	33 %
2020					
December 31, 2020	\$ 6,981	\$ 7,531	\$ 14,513	\$ 8,056	55 %
September 30, 2020	6,486	7,309	13,795	13,721	99 %
June 30, 2020	6,262	7,190	13,452	—	— %
March 31, 2020	5,669	6,732	12,401	—	— %
Total	\$ 25,398	\$ 28,762	\$ 54,161	\$ 21,777	40 %

(1) Includes distributions paid to noncontrolling interests.

From inception through March 31, 2021, we declared distributions to our stockholders totaling \$160.8 million, compared to total aggregate funds from operations, or FFO of \$115.1 million and our total aggregate net income of \$39.9 million for that period. Although we ceased paying acquisition fees to our Advisor in December 2017, during our offering and investment stages, we will continue to incur acquisition expenses in connection with our real estate investments. Acquisition fees and expenses were recorded as reductions to net income (loss) and FFO prior to the adoption of Accounting Standards Update (“ASU”) 2017-01 on January 1, 2018. From inception through January 1, 2018 (the date we adopted ASU 2017-01) we incurred acquisition fees and expenses totaling \$23.3 million, which reduced net income and FFO.

See “Selected Information Regarding Our Operations” for more information concerning our FFO, including a reconciliation of net loss to FFO.

Distribution Reinvestment Plan

We have adopted a distribution reinvestment plan, pursuant to which, if you subscribe for shares pursuant to this offering, your distributions will be automatically reinvested in additional whole or fractional common shares, unless you are a resident of Alabama, Arkansas, Idaho, Kansas, Kentucky, Maine, Maryland, Massachusetts, Nebraska, New Jersey, Ohio, Oregon, Vermont or Washington, are a client of a participating broker dealer that does not permit automatic enrollment in the distribution reinvestment plan, or you elect not to become a participant by noting such election on your subscription agreement. If you are a resident of Alabama, Arkansas, Idaho, Kansas, Kentucky, Maine, Maryland, Massachusetts, Nebraska, New Jersey, Ohio, Oregon, Vermont or Washington, or a client of a participating broker dealer that does not permit automatic enrollment in the distribution reinvestment plan, you may choose to enroll as a participant in our distribution reinvestment plan by noting such election on your subscription agreement.

If you participate in our distribution reinvestment plan, the cash distributions attributable to the class of shares that you own will be automatically invested in additional shares of the same class of shares. The purchase price for shares purchased under our distribution reinvestment plan will equal the transaction price applicable to the class of shares being acquired at the time the distribution is payable. Stockholders will not pay upfront selling commissions or dealer manager fees in connection with shares purchased pursuant to our distribution reinvestment plan; however, distributions with respect to all outstanding Class T shares, Class S shares and Class D shares, including those purchased pursuant to our distribution reinvestment plan, will be reduced by ongoing distribution and stockholder servicing fees. Participants may terminate their participation in the distribution reinvestment plan at any time by providing us with 10 days’ written notice. If you participate in the distribution reinvestment plan and are subject to federal income taxation, you may incur a tax liability for distributions allocated to you even though you have elected not to receive the distributions in cash but rather to have the distributions withheld and reinvested in common shares. As a result, you may have a tax liability without receiving cash distributions to pay such liability and would have to rely solely on sources of funds other than our distributions in order to pay your taxes. A majority of our board of directors may amend or terminate the distribution reinvestment plan for any reason at any time upon 10 days’ prior notice to plan participants, which notice will be made via a current report on Form 8-K filed with the SEC; *provided, however*, our board of directors will not be permitted to amend the distribution reinvestment plan if such amendment would eliminate plan participants’ ability to withdraw from the plan at least annually. Please see the “Description of Capital Stock—Distribution Reinvestment Plan” section of this prospectus for further explanation of our distribution reinvestment plan, a complete copy of which is included as Appendix B to this prospectus.

Share Redemption Program

Our shares are currently not listed on a national securities exchange, and we do not know whether they will ever be listed. In order to provide our stockholders with some liquidity, we have adopted a share redemption program which is applicable to all shares of our common stock. As described below, we cannot guarantee that our share redemption program will be available indefinitely. Stockholders who have purchased shares from us or received their shares through a non-cash transaction, not in the secondary market, may receive the benefit of limited liquidity by presenting for repurchase to us all or a portion of those shares, in accordance with the procedures outlined herein and subject to the limitations and restrictions of the program described below. There is no fee payable to our Advisor, our sponsor, our board of directors or any other party in connection with the repurchase of shares pursuant to our share redemption program.

Subject to the limitations of and restrictions on the program, and subject to funds being available as described below, shares redeemed under the share redemption program will be redeemed at a price equal to the transaction price, which generally will be equal to the most recently determined NAV per share applicable to the class of shares being redeemed and most recently disclosed by us in a public filing with the SEC (subject to the 5% holding discount described below). Under our share redemption program, we may redeem during any calendar month common shares (including IPO Shares) whose aggregate value (based on the transaction price per share in effect when the redemption is effected) is 2% of our aggregate NAV as of the last calendar day of the previous month and during any calendar quarter whose aggregate value (based on the transaction price per share in effect when the redemption is effected) is up to 5% of our aggregate NAV as of the last calendar day of the prior calendar quarter. During a given quarter, if in each of the first two months of such quarter the 2% redemption limit is reached and stockholders' redemptions are reduced pro rata for such months, then in the third and final month of that quarter, the applicable limit for such month will likely be less than 2% of our aggregate NAV as of the last calendar day of the previous month because the redemptions for that month, combined with the redemptions in the previous two months, cannot exceed 5% of our aggregate NAV as of the last calendar day of the prior calendar quarter.

There is no minimum holding period for your shares and you can request that we redeem your shares at any time. However, shares that have not been outstanding for at least one year will be redeemed at 95% of the transaction price (the "5% holding discount") that would otherwise apply; provided, that, the period that a share was held prior to being converted into a share of another class pursuant to our charter will count toward the total hold period for such share, as converted. Upon request, we may waive the 5% holding discount in the case of the death or disability of a stockholder. The 5% holding discount also will be waived with respect to shares issued pursuant to our distribution reinvestment plan and any shares that we issue as stock dividends.

If you would like to request redemption of your shares, you should contact us to receive the required redemption forms and instructions concerning required signatures. Certain broker dealers require that their clients make redemption requests through their broker dealer, so you should contact your broker dealer first if you want to request redemption of your shares. Stockholders may request that we redeem all or any portion of their shares as of the close of business on the last calendar day of each full calendar month (the "Redemption Date"). To have your shares redeemed, redemption requests and required documentation must be received by us in "good order" by 4:00 p.m. Eastern time on the second to last business day of the applicable month. If a redemption request is received after such time, the redemption order will be executed on the next month's Redemption Date at the transaction price applicable for that Redemption Date (subject to any 5% holding discount), unless such request is withdrawn prior to that Redemption Date. Stockholders will generally have at least 20 business days (from the last business day of the previous month to the second to last business day of the applicable month) during which to decide whether to request the redemption of their shares as of the end of the current month. Stockholders may withdraw their redemption requests before they have been processed by notifying a customer service representative available on our toll-free information line at (888) 220-6121 before 4:00 p.m. Eastern time on the second to last business day of the applicable month. Settlements of share redemptions will be made within three business days after the Redemption Date.

The transaction price as of each Redemption Date will generally be equal to the most recently determined NAV per share then in effect as of that Redemption Date. The transaction price generally will be disclosed within 15 calendar days following the last calendar day of each month. The transaction price per share will be posted on the Company's website (<https://www.hinesglobalincometrust.com>) promptly after it becomes available and will also be available through our toll-free information line at (888) 220-6121. Under normal circumstances, we expect to fulfill redemption requests, subject to the 2% monthly and 5% quarterly limitations. In certain circumstances stockholders may make a redemption request for a particular Redemption Date before the transaction price is made available; however, the transaction price will be made available for a period of at least 10 business days ending on or before the second to last business day of each month and, as result, all stockholders will have at least a ten business day period to consider the transaction price before the deadline to submit or withdraw a redemption request (the first day of the ten business day period is the day the transaction price is made available and the tenth business day of the period is the deadline to submit or withdraw a redemption request (the second to last business day of the month)).

We may redeem fewer shares than have been requested to be redeemed in any particular month, or none at all, in our discretion, including due to the lack of readily available funds because of market conditions, the need to maintain liquidity for operations or because our board of directors has determined that investing in real property or other illiquid investments is a better use of our capital than redeeming our shares; subject to the policy described below which will apply if, during any consecutive 24-month period, we do not have at least one month in which we fully satisfy 100% of properly submitted redemption requests or accept all properly submitted tenders in a self-tender offer for our shares. In the event that we determine to redeem some but not all of the shares submitted for redemption during any month, shares submitted for redemption during such month will be redeemed on a pro rata basis. The portion of any unfulfilled redemption requests due to any of the limitations described above must be resubmitted after the start of the next month or quarter, or upon the recommencement of the share redemption program, as applicable. Any determination to redeem fewer shares than have been requested to be redeemed may be made immediately prior to the applicable redemption date (the last calendar day of the month), and will be disclosed subsequently to prospective investors and stockholders in periodic prospectus supplements and/or reports filed by us, or more frequently as required by applicable securities laws.

Unless our board of directors determines otherwise, we intend to fund redemptions pursuant to our share redemption program from any available cash sources at our disposal, including available cash, cash flow from operations, the sale of real estate-related securities and other assets, borrowings or offering proceeds, without any limitation on the amounts we may pay from such sources. If during any consecutive 24-month period, we do not have at least one month in which we fully satisfy 100% of properly submitted redemption requests or accept all properly submitted tenders in a self-tender offer for our shares, we will not make any new investments (excluding short-term cash management investments under 30 days in duration) and we will use all available investable assets to satisfy redemption requests (subject to the limitations under this program) until all outstanding redemption requests, or “Unfulfilled Redemptions,” have been satisfied. For purposes of this policy, investable assets include net proceeds from new subscription agreements, unrestricted cash, working capital, proceeds from marketable securities, proceeds from our distribution reinvestment plan, and net operating cash flows. Notwithstanding this policy, investable assets may be used at any time to fund any of our operating cash needs (as well as to establish reserves to meet such needs), including, without limitation, the following: property operating expenses, taxes and insurance, debt service and repayment or refinancing of debt, debt financing expenses, funding commitments related to real estate, including without limitation, commitments to acquire new real estate investments (provided such commitments were made at least twelve (12) months prior to the end of such 24-consecutive-month period), obligations imposed by law, courts, or arbitration, necessary capital improvements, lease-related expenditures, customary general and administrative expenses, asset management fees and other fees payable to our Advisor as described in the prospectus, or stockholder distributions. Our Advisor also will defer payment of the performance participation allocation until all Unfulfilled Redemptions are satisfied. Furthermore, our board of directors and management will consider additional ways to improve stockholder liquidity through our share redemption program or otherwise. Exceptions to the limitations of this paragraph may be made to complete like-kind exchanges under Section 1031 of the Code necessary to avoid adverse tax consequences, or to take actions necessary to maintain our qualification as a REIT under the Code.

Our board of directors has complete discretion to determine whether all available cash sources at our disposal will be applied to redemptions pursuant to the program, whether such funds are needed for other purposes or whether additional funds from other sources may be used for redemptions pursuant to the program. Please see “Risk Factors—Risks Related to Our Business in General—Our success will be dependent on the performance of Hines as well as key employees of Hines. Certain other investment vehicles sponsored by Hines have experienced adverse developments in the past and there is a risk that we may experience similar adverse developments. Adverse changes in affiliated programs could also adversely affect our ability to raise capital” for information regarding the previous suspension of the share redemption program of Hines REIT.

If redemption requests, in the business judgment of our board of directors, place an undue burden on our liquidity, adversely affect our operations or risk having an adverse impact on stockholders whose shares are not redeemed, our board of directors may make exceptions to, modify or suspend our share redemption program if in its reasonable judgement it deems such actions to be in our best interest and the best interest of our stockholders. Although our board of directors has the discretion to suspend our share redemption program, our board of directors will not terminate our share redemption program other than in connection with a liquidity event which results in our stockholders receiving cash or securities listed on a national securities exchange or where otherwise required by law. Our board of directors may determine that it is in our best interests and the interest of our stockholders to suspend the share redemption program as a result of regulatory changes, changes in law, if our board of directors becomes aware of undisclosed material information that it believes should be publicly disclosed before shares are redeemed, a lack of available funds, a determination that redemption requests are having an adverse effect on our operations or other factors. Upon suspension of our share redemption program, our share redemption program requires our board of directors to consider at least quarterly whether the continued suspension of the program is in our best interest and the best interest of our stockholders; however, we are not required to authorize the re-commencement of the share redemption program within any specified period of time. Material modifications, including any reduction to the monthly or quarterly limitations on redemptions, and suspensions of the program will be promptly disclosed to stockholders in a prospectus supplement (or post-effective amendment if required by the Securities Act) or current report on Form 8-K filed with the SEC. Any material modifications will also be disclosed on our website. Please see “Risk Factors—Risks Related to Investing in this Offering—Your ability to have your shares redeemed is limited under our share redemption program. If you are able to have your shares redeemed, it may be at a price that is less than the price you paid for the shares and the then-current market value of the shares” and “Risk Factors—Risks Related to Investing in this Offering—We offer a share redemption program for you if you are seeking liquidity of your shares. However, there is no public market for our common shares; therefore, it will be difficult for you to sell your shares and, if you are able to sell your shares, you will likely sell them at a discount to the price you paid.”

Any new transaction price may be higher or lower than the most recently disclosed transaction price. The transaction price is not a representation, warranty or guarantee that (i) a stockholder would be able to realize such per share amount if such stockholder attempts to sell his or her shares; (ii) a stockholder would ultimately realize distributions per share equal to such per share amount upon our liquidation or sale; (iii) shares of our common stock would trade at such per share amount on a national securities exchange; or (iv) a third party would offer such per share amount in an arm’s-length transaction to purchase all or substantially all of our shares of common stock.

Stockholders will not relinquish their shares until we redeem them. The shares we redeem under our share redemption program will be canceled and will have the status of authorized but unissued shares. We will not resell such shares to the public unless such shares are first registered with the SEC under the Securities Act and under appropriate state securities laws or are exempt under such laws.

For the three months ended March 31, 2021 and the year ended December 31, 2020, we redeemed 1.4 million shares for an aggregate redemption price of \$13.5 million and 3.2 million shares for an aggregate redemption price of \$31.7 million, respectively, with an average redemption price per share of \$9.98 and \$9.87, respectively, primarily using proceeds from our distribution reinvestment plan. We redeemed all eligible redemption requests submitted for both periods. Shares redeemed during the three months ended March 31, 2021 and the year ended December 31, 2020 represent 1.24% and 3.35%, respectively, of total weighted average shares outstanding for each period, which is significantly below the 20% annual limitation described above for our share redemption program.

Investment Company Act of 1940 Exclusions

We intend to conduct the operations of Hines Global and its subsidiaries so that none of them will be required to register as an investment company under the Investment Company Act of 1940, as amended, which we refer to as the Investment Company Act.

Section 3(a)(1)(A) of the Investment Company Act defines an investment company as any issuer that is or holds itself out as being engaged primarily, or proposes to engage primarily, in the business of investing, reinvesting or trading in securities. Section 3(a)(1)(C) of the Investment Company Act defines an investment company as any issuer that is engaged or proposes to engage in the business of investing, reinvesting, owning, holding or trading in securities and that owns or proposes to acquire investment securities having a value exceeding 40% of the value of the issuer's total assets (exclusive of U.S. Government securities and cash items) on an unconsolidated basis, which we refer to as the 40% test. Excluded from the term "investment securities," among other things, are U.S. Government securities and securities issued by majority-owned subsidiaries that are not themselves investment companies and are not relying on the exception from the definition of investment company set forth in Section 3(c)(1) or Section 3(c)(7) of the Investment Company Act.

We conduct our businesses primarily through the Operating Partnership, a majority-owned subsidiary, and expect to establish other direct or indirect majority-owned subsidiaries to carry out specific activities; however, Hines Global may also make investments directly. Although we reserve the right to modify our business methods at any time, at the time of this offering the focus of our business primarily involve investments in real estate, buildings, and other assets that can be referred to as "sticks and bricks" and therefore we will not be an investment company under Section 3(a)(1)(A) of the Investment Company Act. We also invest in other real estate investments and intend to otherwise be considered to be in the real estate business. We do make investments in real estate-related securities. However, both we and the Operating Partnership intend to conduct our operations so that they do not hold investment securities in excess of the limit imposed by the 40% test and will not hold ourselves out as being engaged primarily or actually engage in the business of investing in securities. Therefore, we expect that we and the Operating Partnership will not be subject to regulation as an investment company under the Investment Company Act. The securities issued to the Operating Partnership and to Hines Global by their respective majority-owned subsidiaries that are neither investment companies nor relying on Sections 3(c)(1) or (7) of the Investment Company Act, as discussed above, will not be investment securities for the purpose of this 40% test.

We may in the future organize special purpose subsidiaries of the Operating Partnership that will rely on Section 3(c)(7) for their Investment Company Act exclusion and, therefore, the Operating Partnership's interest in each of these subsidiaries would constitute an "investment security" for purposes of determining whether the Operating Partnership satisfies the 40% test. However, as stated above, we expect that even in such a situation most of our other majority-owned subsidiaries will not meet the definition of investment company or, if they meet that definition, they will not rely on the exclusions under either Section 3(c)(1) or 3(c)(7) of the Investment Company Act. Consequently, we expect that our interests in these subsidiaries (which we expect will constitute a substantial majority of our assets) will not constitute investment securities, and we expect to be able to conduct our operations so that we are not required to register as an investment company under the Investment Company Act, even if some special purpose subsidiaries do rely on Section 3(c)(7).

One or more of our subsidiaries or subsidiaries of the Operating Partnership may seek to qualify for an exclusion from the definition of investment company under the Investment Company Act pursuant to other provisions of the Investment Company Act, such as Section 3(c)(5)(C) which is available for entities "primarily engaged in the business of purchasing or otherwise acquiring mortgages and other liens on and interests in real estate." This exclusion, as interpreted by the staff of the SEC, generally requires that at least 55% of an entity's portfolio be comprised of qualifying interests (i.e., actual interests in real estate and loans or liens actually backed by real estate) and an additional 25% of the entity's portfolio must be comprised of real estate-related interests (as such term has been interpreted by the staff of the SEC) although this percentage may be reduced to the extent that more than 55% of the entity's assets are invested in qualifying interests. We expect our subsidiaries relying on this exclusion to rely on guidance published by the SEC or the staff of the SEC or on our own analyses of guidance published with respect to other types of assets to determine which assets are qualifying interests and real estate-related interests.

In August 2011, the SEC solicited public comment on a wide range of issues related to Section 3(c)(5)(C), including the nature of the assets that qualify for purposes of the exclusion and whether mortgage REITs should be regulated in a manner similar to investment companies. Although the SEC and its staff have not taken any action as a result of such public comment process, there can be no assurance that the laws and regulations governing the Investment Company Act status of REITs (and/or their subsidiaries), including the guidance of the SEC or its staff regarding this exclusion, will not change in a manner that adversely affects our operations. To the extent that the SEC or its staff publishes new or different guidance with respect to these matters, we may be required to adjust our strategy accordingly. Any additional guidance could provide additional flexibility to us, or it could further inhibit our ability to pursue the strategies we have chosen.

We will monitor our holdings and those of our subsidiaries to ensure continuing and ongoing compliance with these tests, and we will be responsible for making the determinations and calculations required to confirm our compliance with these tests. If the SEC or its staff does not agree with our determinations, we may be required to adjust our activities, those of the Operating Partnership, or other subsidiaries.

Qualification for these exclusions could affect our ability to acquire or hold investments, or could require us to dispose of investments that we might prefer to retain in order to remain qualified for such exclusions. Changes in current policies by the SEC and its staff could also require that we alter our business activities for this purpose. If we or our subsidiaries fail to maintain an exclusion from the Investment Company Act, we could, among other things, be required either to (i) change the manner in which we conduct our operations to avoid being required to register as an investment company, (ii) effect sales of our assets in a manner that, or at a time when, we would not otherwise choose to do so, or (iii) register as an investment company, any of which would negatively affect the value of shares of our common stock the sustainability of our business model, and our ability to make distributions. For a discussion of certain risks associated with the Investment Company Act, please see "Risk Factors."

RISK FACTORS

You should carefully read and consider the risks described below, together with all other information in this prospectus, before you decide to buy our common shares. We encourage you to keep these risks in mind when you read this prospectus and evaluate an investment in us. If certain of the following risks actually occur, it could have a material adverse effect on our business, financial condition, and results of operations and our ability to pay distributions would likely suffer materially or could be eliminated entirely. As a result, the value of our common shares may decline, and you could lose all or part of the money you paid to buy our common shares.

Risks Related to Investing in this Offering

We offer a share redemption program for you if you are seeking liquidity of your shares. However, there is no public market for our common shares; therefore, it will be difficult for you to sell your shares and, if you are able to sell your shares, you will likely sell them at a discount to the price you paid.

There is no public market for our common shares, and we do not expect one to develop. We have a share redemption program which is limited in terms of the amount of shares which may be redeemed. It will therefore be difficult for you to sell your shares of common stock promptly or at all. Additionally, our charter contains restrictions on the ownership and transfer of our shares, and these restrictions may limit your ability to sell your shares. If you are able to sell your shares, you may only be able to sell them at a discount from the price you paid. Any redemptions of shares will be at a price equal to the transaction price of the class of shares being redeemed on the date of redemption (which generally will be equal to the most recently determined NAV per share applicable to the class of shares being redeemed and most recently disclosed by us in a public filing with the SEC), and not based on the price at which you initially purchased your shares. Subject to limited exceptions, shares redeemed within one year of the date of issuance will be redeemed at 95% of the transaction price. As a result, you may receive less than the price you paid for your shares when you sell them to us pursuant to our share redemption program. In addition, you may experience substantial losses if we dispose of our assets or in connection with a liquidation event. We cannot assure you that your shares will ever appreciate in value to equal the price you paid for your shares. Thus, prospective stockholders should consider our common shares as illiquid and a long-term investment, and you must be prepared to hold your shares for an indefinite length of time. Please see “Description of Capital Stock—Restrictions on Transfer” herein for a more complete discussion on certain restrictions regarding your ability to transfer your shares.

This is a blind pool offering and you will not have the opportunity to evaluate our future investments prior to purchasing shares of our common stock.

You will not be able to evaluate the economic merits, transaction terms or other financial or operational data concerning our future investments prior to purchasing shares of our common stock. In addition, our investment policies and strategies are very broad and permit us to invest in all types of properties and other real estate investments. You must rely on our Advisor and our board of directors to implement our investment policies, to evaluate our investment opportunities and to structure the terms of our investments. Because you cannot evaluate our future investments in advance of purchasing shares of our common stock, a “blind pool” offering may entail more risk than other types of offerings. This additional risk may hinder your ability to achieve your personal investment objectives related to portfolio diversification, risk-adjusted investment returns and other objectives.

This offering is a “best efforts” offering and if we are unable to raise substantial additional funds, we will be limited in the number and type of investments we may make which could negatively impact an investment in shares of our common stock.

This offering is being made on a “best efforts” basis, whereby the broker dealers participating in this offering are only required to use their best efforts to sell shares of our common stock and have no firm commitment or obligation to purchase any of the shares of our common stock. As a result, the amount of proceeds we raise in this offering may be substantially less than the amount we would need to achieve a diversified industrial portfolio. Our inability to raise substantial additional funds would increase our fixed operating expenses as a percentage of gross income, and our financial condition and ability to make distributions could be adversely affected. As of April 30, 2021, we have raised approximately \$1.3 billion from the sale of 130.6 million shares through our public offerings, including shares sold through our distribution reinvestment plan and as of May 28, 2021 we have acquired interests in twenty-five real estate properties. If we are unable to sell a significant number of the shares being offered in this offering, we are more likely to focus on making investments in loans and real estate related entities, resulting in less diversification in terms of the number of investments owned, the geographic regions in which our property investments are located and the types of investments that we make. As a result, the likelihood increases that any single investment’s poor performance would materially affect our overall investment performance.

The availability and timing of distributions to our stockholders is uncertain and cannot be assured.

There is no assurance that distributions will continue to be authorized and paid. We cannot assure you that we will have sufficient cash to continue to pay distributions to you or that the amount of any such distributions will increase over time. In addition, the distribution and stockholder servicing fees payable with respect to Class T shares, Class S shares and Class D shares will reduce the amount of funds available for distribution with respect to all Class T shares, Class S shares and Class D shares, as applicable (including Class T shares, Class S shares and Class D shares issued pursuant to our distribution reinvestment plan). Further, because the distribution and stockholder servicing fees payable with respect to Class T shares and Class S shares are higher than those payable with respect to Class D shares, distributions with respect to Class T shares and Class S shares will be lower than distributions with respect to Class D shares; also, because there are no distribution and stockholder servicing fees payable with respect to Class I shares, distributions with respect to Class T shares, Class S shares and Class D shares will be lower than distributions with respect to Class I shares. Should we fail for any reason to distribute at least 90% of our REIT taxable income, we would not qualify for the favorable tax treatment accorded to REITs.

We have paid, and may continue to pay, distributions from sources other than our cash flow from operations, including advances, deferrals or waivers of fees from our Advisor or affiliates, borrowings and/or proceeds of this offering. We have not placed a cap on the amount of our distributions that may be paid from any of these sources. The use of sources other than our cash flow from operations to fund distributions could adversely impact our ability to pay distributions in future periods, decrease the amount of cash we have available for operations and new investments and/or potentially impact the value or result in dilution of your investment.

During the offering phase and from time to time thereafter, our cash flow from operations may be insufficient to fund distributions to stockholders. Our organizational documents permit us to make distributions from any source and we may choose to pay distributions when we do not have sufficient cash flow from operations to fund such distributions. We may choose to use advances, deferrals or waivers of fees, if available, from our Advisor or affiliates, borrowings and/or proceeds of this offering or other sources to fund distributions to you. For example, we funded 67% and 60% of total distributions for the three months ended March 31, 2021 and the year ended December 31, 2020, respectively, with cash flows from other sources such as cash flows from investing activities, which may include proceeds from the sale of real estate and/or cash flows from financing activities, which may include offering proceeds. When we pay distributions in excess of earnings and we use cash flows from financing activities, including offering proceeds and borrowings, to fund distributions, then we have less funds available for operations and for acquiring properties and other investments, which could adversely impact our ability to pay distributions in future periods, may reduce your overall return and may result in the dilution of your investment. In addition, our Advisor or its affiliates could choose to receive shares of our common stock or OP Units in lieu of cash or deferred fees or the repayment of advances to which they are entitled, and the issuance of such securities may dilute your interest in us. Furthermore, to the extent distributions exceed cash flow from operations, a stockholder's basis in our stock will be reduced and, to the extent distributions exceed a stockholder's basis, the stockholder may recognize capital gain.

We have incurred net losses on a GAAP basis in the past and may continue to incur such losses in the future.

For the year ended December 31, 2020 we have earned net income, on a GAAP basis, of \$101.6 million, and for the years ended December 31, 2019 and 2018, we have incurred net losses, on a GAAP basis, of approximately \$19.5 million and \$0.9 million, respectively. As a result of these losses, we had accumulated distributions in excess of earnings balances, on a GAAP basis, of approximately \$99.5 million, \$146.8 million and \$91.7 million, respectively, as of December 31, 2020, 2019 and 2018. Our net losses and the related accumulated distributions in excess of earnings balances for these periods are largely attributable to depreciation and amortization of our real estate investments as well as acquisition-related fees and expenses that are incurred while we are in the acquisition phase of our life cycle. Therefore, we may continue to incur net losses and accumulated distributions in excess of earnings balances in the future.

Additionally, we earned comprehensive income, on a GAAP basis, of approximately \$121.7 million for the year ended December 31, 2020, and incurred comprehensive losses of approximately \$16.0 million and \$6.7 million, for the years ended December 31, 2019 and 2018 respectively. These amounts relate to translating the financial statements of our international subsidiaries into U.S. dollars for financial reporting purposes and represent changes in the exchange rates between the functional currencies of these subsidiaries and the U.S. dollar.

Payments to the holders of OP Units will reduce cash available for distribution to our stockholders.

An affiliate of Hines has received OP Units in return for its \$190,000 contribution to the Operation Partnership. Our Advisor or its affiliates may also choose to receive OP Units in lieu of certain fees. The holders of all OP Units will be entitled to receive cash from operations pro rata with the distributions being paid to us and such distributions to the holder of the OP Units will reduce the cash available for distribution to our stockholders.

Payments to our Advisor in respect of any common stock or OP Units it elects to receive in lieu of fees or distributions will dilute future cash available for distribution to our stockholders.

Our Advisor may choose to receive our common shares or OP Units in lieu of certain fees or distributions. The holders of all OP Units will be entitled to receive cash from operations pro rata with the distributions being paid to us and such distributions to the holders of OP Units will reduce the cash available for distribution to us and to our stockholders. Furthermore, under certain circumstances the OP Units held by our Advisor are required to be repurchased, in cash at the holder's election, and there may not be sufficient cash to make such a repurchase payment; therefore, we may need to use cash from operations, borrowings, offering proceeds or other sources to make the payment, which will reduce cash available for distribution to you or for investment in our operations. Redemptions of any of our shares or OP Units that were received by our Advisor in lieu of a cash asset management fee or in lieu of a cash distribution with respect to its performance participation allocation are not subject to the 5% holding discount under our share redemption program, but, in the case of shares, such redemptions are subject to the monthly and quarterly volume limitations and do not receive priority over other shares being put for redemption during such period.

Your ability to have your shares redeemed is limited under our share redemption program. If you are able to have your shares redeemed, it may be at a price that is less than the price you paid for the shares and the then-current market value of the shares.

Our share redemption program contains significant restrictions and limitations. For example, only stockholders who purchase their shares directly from us or who received their shares through a non-cash transaction, not in the secondary market, are eligible to participate and if holders of shares do not hold their shares for a minimum of one year, then they will only be eligible for redemption at 95% of the transaction price that would otherwise apply. We may choose to redeem fewer shares than have been requested in any particular month to be redeemed under our share redemption program, or none at all, in our discretion at any time. We may redeem fewer shares than have been requested to be redeemed due to lack of readily available funds because of adverse market conditions beyond our control, the need to maintain liquidity for our operations or because we have determined that investing in real property or other illiquid investments is a better use of our capital than the redemption of our shares. In

addition, the total amount of shares that may be redeemed under our share redemption program is limited, in any calendar month, to shares whose aggregate value (based on the transaction price per share on the date on the redemption) is 2% of our aggregate NAV as of the last calendar day of the previous month and during any calendar quarter whose aggregate value (based on the transaction price per share in effect when the redemption is effected) is up to 5% of our aggregate NAV as of the last calendar day of the prior calendar quarter.

The vast majority of our assets consist of properties which cannot generally be readily liquidated on short notice without impacting our ability to realize full value upon their disposition. Therefore, we may not always have a sufficient amount of cash to immediately satisfy redemption requests. Further, we may invest in real estate-related securities and other securities with the primary goal of maintaining liquidity in support of our share redemption program. Any such investments may result in lower returns than an investment in real estate assets, which could adversely impact our ability to pay distributions and your overall return. Further, if redemption requests, in the business judgment of our board of directors, place an undue burden on our liquidity, adversely affect our operations, risk having an adverse impact on stockholders whose shares are not redeemed, or should we otherwise determine that investing our liquid assets in real properties or other investments rather than redeeming our shares is in the best interests of the Company as a whole, then our board of directors may make exceptions to, modify or suspend our share redemption program if in its reasonable judgement it deems such actions to be in our best interest and the best interest of our stockholders. Although our board of directors has the discretion to suspend our share redemption program, our board of directors will not terminate our share redemption program other than in connection with a liquidity event which results in our stockholders receiving cash or securities listed on a national securities exchange or where otherwise required by law. Upon suspension of our share redemption program, our share redemption program requires our board of directors to consider at least quarterly whether the continued suspension of the program is in our best interest and the best interest of our stockholders; however, we are not required to authorize the re-commencement of the share redemption program within any specified period of time and any suspension may be for an indefinite period, which would be tantamount to a termination. As a result of these limitations, your ability to have your shares redeemed by us may be limited, our shares should be considered as having only limited liquidity and at times may be illiquid. In addition, the redemption price you may receive upon any such redemption may not be indicative of the price you would receive if our shares were actively traded or if we were liquidated, and you should not assume that you will be able to sell all or any portion of your shares back to us pursuant to our share redemption program or to third parties at a price that reflects the then current market value of the shares or at all. Please see “Description of Capital Stock—Share Redemption Program” for a description of all of the terms and limitations associated with our share redemption program.

The offering and redemption prices per share of our common stock generally will be based on an NAV determined as of the end of the prior month and will not be based on an NAV per share determined as of the date the shares are purchased or redeemed.

Generally, our offering and redemption prices per share of our common stock will be based on our NAV per share as of the last calendar day of the prior month, plus, in the case of our offering price, applicable upfront selling commissions and dealer manager fees. Our offering and redemption prices will not be based on any public trading market. Certain of our investments and liabilities may be subject to more significant volatility from time to time and could change in value materially between the last calendar day of the prior month as of which the NAV per share is determined and the date that our shares are purchased or redeemed, however the NAV per share determined as of the end of the prior month will generally continue to be used as the basis for the offering price per share and the redemption price per share in the current month. Accordingly, since the offering and redemption prices will be based on an NAV per share determined as of a date that is approximately 30 days prior to the date the shares are purchased or redeemed, the price at which stockholders purchase shares and the price at which stockholders have their shares redeemed may be higher or lower than the actual then-current NAV per share. In addition, in exceptional circumstances we may, in our sole discretion, offer and redeem shares at a price that we believe reflects the NAV per share more appropriately than the NAV per share determined as of the end of the prior month, including by updating a previously disclosed transaction price, in cases where we believe there has been a material change (positive or negative) to our NAV per share since the end of the prior month. In such exceptional cases, the offering and redemption prices will not equal our NAV per share as of any particular date, but rather will reflect our adjustments to the NAV determined as of the end of the prior month.

Economic events that may cause our stockholders to request that we redeem their shares may materially adversely affect our cash flow and our results of operations and financial condition.

Economic events affecting the U.S. economy, including, without limitation, economic uncertainty and disruption created by global events, such as the outbreak of COVID-19 (more commonly referred to as the Coronavirus), as well as the general negative performance of the real estate sector, could cause our stockholders to seek to sell their shares to us pursuant to our share redemption program at a time when such events are adversely affecting the performance of our assets. Even if we decide to satisfy all resulting redemption requests, our cash flow could be materially adversely affected. In addition, if we determine to sell assets to satisfy redemption requests, we may not be able to realize the return on such assets that we may have been able to achieve had we sold at a more favorable time, and our results of operations and financial condition, including, without limitation, breadth of our portfolio by property type and location, could be materially adversely affected.

Valuations and appraisals of our properties, real estate-related assets and real estate-related liabilities are estimates of value and may not necessarily correspond to realizable value.

The valuation methodologies used to value our properties and certain real estate-related assets involve subjective judgments regarding such factors as comparable sales, rental revenue and operating expense data, known contingencies, the capitalization or discount rate, and projections of future rent and expenses based on appropriate analysis. As a result, valuations and appraisals of our properties, real estate-related assets and real estate-related liabilities are only estimates of current market value. Ultimate realization of the value of an asset or liability depends to a great extent on economic and other conditions beyond our control and the control of the independent valuation firm and other parties involved in the valuation of our assets and liabilities. Further, these valuations may not necessarily represent the price at which an asset or liability would sell, because market prices of assets and liabilities can only be determined by negotiation between a willing buyer and seller. Valuations used for determining our NAV

also are generally made without consideration of the expenses that would be incurred in connection with disposing of assets and liabilities. Therefore, the valuations of our properties, our investments in real estate-related assets and our liabilities may not correspond to the timely realizable value upon a sale of those assets and liabilities. In addition, our NAV does not currently represent enterprise value and may not accurately reflect the actual prices at which our assets could be liquidated on any given day, the value a third party would pay for all or substantially all of our shares, or the price that our shares would trade at on a national stock exchange. There will be no retroactive adjustment in the valuation of such assets or liabilities, the price of our shares of common stock, the price we paid to redeem shares of our common stock or NAV-based fees we paid to our Advisor and our Dealer Manager to the extent such valuations prove to not accurately reflect the true estimate of value and are not a precise measure of realizable value. Because the price you will pay for shares of our common stock in this offering, and the price at which your shares may be redeemed by us pursuant to our share redemption program, are generally based on our NAV per share, you may pay more than realizable value or receive less than realizable value for your investment.

In order to disclose a monthly NAV, we are reliant on the third parties that we engage for that purpose, in particular the independent valuation firm and the appraisers that we hire to value and appraise our real estate portfolio.

In order to disclose a monthly NAV, our board of directors, including a majority of our independent directors, has adopted valuation procedures to be used in connection with the calculation of our NAV and will cause us to engage independent third parties such as the independent valuation firm, to value our real estate portfolio on a monthly basis and to provide periodic appraisals with respect to our properties. Although our board of directors, with the assistance of our Advisor, oversees all of these parties and the reasonableness of their work product, we will not independently verify our NAV or the components thereof, such as the appraised values of our properties. Our management's assessment of the market values of our properties may also differ from the appraised values of our properties as determined by the independent valuation firm. If the parties engaged by us to assist in the determination of our monthly NAV are unable or unwilling to perform their obligations to us, our NAV could be inaccurate or unavailable, and we could decide to suspend this offering and our share redemption program.

No rule or regulation requires that we calculate our NAV in a certain way, and our board of directors, including a majority of our independent directors, may adopt changes to the valuation procedures.

There are no existing rules or regulatory bodies that specifically govern the manner in which we calculate our NAV. As a result, it is important that you pay particular attention to the specific methodologies and assumptions we use to calculate our NAV. Other public REITs may use different methodologies or assumptions to determine their NAV. In addition, each year our board of directors, including a majority of our independent directors, reviews the appropriateness of our valuation procedures and may, at any time, adopt changes to the valuation procedures. Our board of directors may change aspects of our valuation procedures, which changes may have an adverse effect on our NAV and the price at which you may sell shares to us under our share redemption program. See "Description of Capital Stock—Valuation Policy and Procedures" for more details regarding our valuation methodologies, assumptions and procedures.

Our NAV is not subject to GAAP, is not independently audited and involves subjective judgments by the independent valuation firm and other parties involved in valuing our assets and liabilities.

Our valuation procedures and our NAV are not subject to accounting principles generally accepted in the United States, or GAAP, and will not be subject to independent audit. Our NAV may differ from equity (net assets) reflected on our audited financial statements, even if we are required to adopt a fair value basis of accounting for GAAP financial statement purposes. Additionally, we are dependent on the Advisor to be reasonably aware of material events specific to our properties (such as tenant disputes, damage, litigation and environmental issues) that may cause the value of a property to change materially and to promptly notify the independent valuation firm so that the information may be reflected in our real estate portfolio valuation. In addition, the implementation and coordination of our valuation procedures include certain subjective judgments of the Advisor, such as whether the independent valuation firm should be notified of events specific to our properties that could affect their valuations, as well as of the independent valuation firm and other parties we engage, as to whether adjustments to asset and liability valuations are appropriate. Accordingly, you must rely entirely on our board of directors to adopt appropriate valuation procedures and on the independent valuation firm and other parties we engage in order to arrive at our NAV, which may not correspond to realizable value upon a sale of our assets.

Our NAV per share may suddenly change if the valuations of our properties materially change from prior valuations or the actual operating results materially differ from our projections.

It is possible that the annual appraisals of our properties may not be spread evenly throughout the year and may differ from the most recent monthly valuation. As such, when these appraisals are reflected in our valuation of our real estate portfolio, there may be a sudden change in our NAV per share for each class of our common stock. Property valuation changes can occur for a variety of reasons, such as catastrophes, pandemics, local real estate market conditions, the financial condition of our tenants, or lease expirations. For example, we expect to regularly face lease expirations across our portfolio, and as we move further away from lease commencement toward the end of a lease term, the valuation of the underlying property will be expected to drop depending on the likelihood of a renewal or a new lease on similar terms. Such a valuation drop can be particularly significant when closer to a lease expiration, especially for single tenant properties or where an individual tenant occupies a large portion of a property. We will be at the greatest risk of these valuation changes during periods in which we have a large number of lease expirations as well as when the lease of a significant tenant is closer to expiration. In addition, actual operating results may differ from what we originally budgeted, which may cause a sudden increase or decrease in the NAV per share amounts. We accrue estimated income and expenses on a periodic basis based on annual budgets as adjusted from time to time to reflect changes in the business throughout the year. On a periodic basis, we adjust the income and expense accruals we estimated to reflect the income and expenses actually earned and incurred. We will not retroactively adjust the NAV per share of

each class for any such adjustments. Therefore, because actual results from operations may be better or worse than what we previously budgeted, the adjustment to reflect actual operating results may cause the NAV per share for each class of our common stock to increase or decrease.

New acquisitions may be valued for purposes of our NAV at less than what we pay for them, which would dilute our NAV.

Pursuant to our valuation procedures, the acquisition price of newly acquired properties will serve as our appraised value for the year of acquisition, and thereafter will be part of the rotating appraisal cycle such that they are appraised at least every calendar year. However, the independent valuation firm will have the ability to adjust property valuations for purposes of our NAV from the most recent appraised value. Similarly, if the independent valuation firm believes that the purchase price for a recent acquisition does not reflect the current value of the property, the valuation may be adjusted downwards immediately after acquisition for purposes of our NAV. Even if the independent valuation firm does not adjust the valuation downwards immediately following the acquisition, when we obtain an appraisal on the property, it may not appraise at a value equal to the purchase price. Accordingly, the value of a new acquisition as established under our NAV procedures could be less than what we paid for it, which could negatively affect our NAV. Large portfolio acquisitions, in particular, may require a “portfolio premium” to be paid by us in order to be a competitive bidder, and this “portfolio premium” may not be taken into consideration in calculating our NAV. In addition, acquisition expenses we incur in connection with new acquisitions will negatively impact our NAV. We may make acquisitions of any size without stockholder approval, and such acquisitions may be dilutive to our NAV.

The NAV per share that we publish may not necessarily reflect changes in our NAV that are not immediately quantifiable.

From time to time, we may experience events with respect to our investments that may have a material impact on our NAV. For example, and not by way of limitation, changes in governmental rules, regulations and fiscal policies, environmental legislation, acts of God, terrorism, social unrest, civil disturbances and major disturbances in financial markets may cause the value of a property to change materially. The NAV per share of each class of our common stock as published for any given month may not reflect such extraordinary events to the extent that their financial impact is not immediately quantifiable. As a result, the NAV per share that we publish may not necessarily reflect changes in our NAV that are not immediately quantifiable, and the NAV per share of each class published after the announcement of a material event may differ significantly from our actual NAV per share for such class until such time as the financial impact is quantified and our NAV is appropriately adjusted in accordance with our valuation procedures. The resulting potential disparity in our NAV may inure to the benefit of redeeming stockholders or non-redeeming stockholders and new purchasers of our common stock, depending on whether our published NAV per share for such class is overstated or understated.

The realizable value of specific properties may change before the value is adjusted and reflected in the calculation of our NAV.

Our valuation procedures generally provide that our Advisor will adjust a real property’s valuation, as necessary, based on known events that have a material impact on the most recent value (adjustments for non-material events may also be made). We are dependent on our Advisor to be reasonably aware of material events specific to our properties (such as tenant disputes, damage, litigation and environmental issues, as well as positive events such as new lease agreements) that may cause the value of a property to change materially and to promptly notify the independent valuation firm so that the information may be reflected in our real estate portfolio valuation. Events may transpire that, for a period of time, are unknown to us or the independent valuation firm that may affect the value of a property, and until such information becomes known and is processed, the value of such asset may differ from the value used to determine our NAV. In addition, although we may have information that suggests a change in value of a property may have occurred, there may be a delay in the resulting change in value being reflected in our NAV until such information is appropriately reviewed, verified and processed. Where possible, adjustments generally are made based on events evidenced by proper final documentation. It is possible that an adjustment to the valuation of a property may occur prior to final documentation if the independent valuation firm determines that events warrant adjustments to certain assumptions that materially affect value. However, to the extent that an event has not yet become final based on proper documentation, its impact on the value of the applicable property may not be reflected (or may be only partially reflected) in the calculation of our NAV.

The performance participation allocation payable to our Advisor is calculated on the basis of the overall investment return on OP Units over a calendar year, so it may not be consistent with the return on your shares.

The performance participation allocation payable to our Advisor is calculated on the basis of the overall investment return over a calendar year as described in “Management Compensation.” As a result of the manner in which the performance participation allocation is calculated, it is not directly tied to the performance of the shares you purchase, the class of shares you purchase, or the time period during which you own your shares. The performance participation allocation may be payable to our Advisor even if the NAV of your shares at the time the performance participation allocation is calculated is below your purchase price, and the thresholds at which increases in NAV count towards the overall return are not based on your purchase price. Because of the class-specific allocations of the ongoing distribution and stockholder servicing fees, which differ among classes, we do not expect the overall return of each class of shares and OP Units to ever be the same. However, if and when the performance participation allocation is payable, the expense will be allocated among all holders of shares and OP Units ratably according to the NAV of their shares or units, regardless of the different returns achieved by different classes of shares during the year. Further, stockholders who redeem their shares during a given year may redeem their shares at a lower NAV per share as a result of an accrual for the estimated performance participation allocation, even if no performance participation allocation is ultimately payable to our Advisor for all or any portion of such calendar year. In addition, if our Advisor earns the performance participation allocation in any given year, it will not be obligated to return any portion of it based on our subsequent performance. See “The Operating Partnership—Special OP Units.”

You will not have the benefit of an independent due diligence review in connection with this offering and, since there is no separate counsel for us and certain of our affiliates in connection with this offering, if a conflict of interest arises between us and Hines, we may incur additional fees and expenses.

Because our Advisor and our Dealer Manager are affiliates of Hines, you will not have the benefit of an independent due diligence review and investigation of the type normally performed by an unaffiliated, independent underwriter in connection with a securities offering. In addition, Morrison & Foerster LLP has acted as counsel to us, our Advisor and our Dealer Manager in connection with this offering and, therefore, you will not have the benefit of a due diligence review and investigation that might otherwise be performed by independent counsel which increases the risk of your investment. There is a possibility in the future that the interests of the various parties may become adverse and, under the code of professional responsibility of the legal profession, Morrison & Foerster LLP may be precluded from representing any one or all of such parties. If any situation arises in which our interests appear to be in conflict with those of our Advisor, our Dealer Manager or their affiliates, additional counsel may be retained by one or more of the parties to assure that their interests are adequately protected, which may result in us incurring additional fees and expenses. Moreover, should a conflict of interest not be readily apparent, Morrison & Foerster LLP may inadvertently act in derogation of the interest of the parties which could affect our ability to meet our investment objectives.

The fees we pay in connection with this offering and the agreements entered into with Hines and its affiliates were not determined on an arm's-length basis and therefore may not be on the same terms we could achieve from a third party.

The compensation paid to our Advisor, Dealer Manager, Hines and other affiliates for services they provide us was not determined on an arm's-length basis. All service agreements, contracts or arrangements between or among Hines and its affiliates, including our Advisor and us, were not negotiated at arm's-length. Such agreements include our Advisory Agreement, our Dealer Manager Agreement, and any property management and leasing agreements. A third party unaffiliated with Hines may be willing and able to provide certain services to us at a lower price.

We pay substantial compensation to Hines, our Advisor and their affiliates, which may be increased during this offering or future offerings by our independent directors.

Subject to limitations in our charter, the fees, compensation, income, expense reimbursements, interests and other payments payable to Hines, our Advisor and their affiliates may increase during this offering or in the future without stockholder approval from those described in "Management Compensation," if such increase is approved by a majority of our independent directors.

We do not, and do not expect to, have research analysts reviewing our performance.

We do not, and do not expect to, have research analysts reviewing our performance or our securities on an ongoing basis. Therefore, you will not have an independent review of our performance and the value of our common stock relative to publicly traded companies.

Our stockholders may experience dilution.

Our stockholders do not have preemptive rights. If we engage in a subsequent offering of common shares or securities convertible into common shares, issue shares pursuant to our distribution reinvestment plan or otherwise issue additional shares, investors who purchase shares in this offering who do not participate in those other stock issuances will experience dilution in their percentage ownership of our outstanding shares. Furthermore, stockholders may experience a dilution in the value of their shares depending on the terms and pricing of any share issuances (including the shares being sold in this offering) and the value of our assets at the time of issuance.

In order to provide liquidity to fund redemptions, we may maintain an allocation to a number of sources of liquidity including cash, cash equivalents, other short-term investments, liquid real estate-related securities and borrowing capacity under lines of credit or other debt of up to 20% of our equity. These measures may result in lower returns to you.

Although the majority of our assets consist of properties that cannot generally be readily liquidated on short notice without impacting our ability to realize full value upon their disposition, in order to provide liquidity to fund redemptions, we may maintain, under normal operating circumstances and subject to any limitations and requirements relating to our qualification as a REIT, an aggregate allocation to, cash, cash equivalents, short-term investments, liquid real estate-related securities and borrowing capacity under lines of credit or other debt of up to 20% of our equity. Our allocation of a portion of our equity to liquid investments may result in lower returns than if we had invested in additional properties and using borrowings for redemptions will reduce the funds available to retire debt or acquire additional properties, which may result in reduced profitability and restrict our ability to grow our NAV.

Compliance with the SEC's Regulation Best Interest by participating broker dealers may negatively impact our ability to raise capital in this offering, which may adversely impact our ability to achieve our investment objectives.

Commencing June 30, 2020, broker dealers are required to comply with Regulation Best Interest, which, among other requirements, establishes a new standard of conduct for broker dealers and their associated persons when making a recommendation of any securities transaction or investment strategy involving securities to a retail customer. The impact of Regulation Best Interest on participating broker dealers cannot be determined at this time, and it may negatively impact whether participating broker dealers and their associated persons recommend this offering to certain retail customers. If Regulation Best Interest reduces our ability to raise

capital in this offering, it would harm our ability to further expand and diversify our portfolio of investments, as well as our ability to achieve our investment objectives.

Risks Related to Our Business in General

Delays in purchasing properties or making other real estate investments with the proceeds received from this offering may result in a lower rate of return to you.

Our ability to locate and commit to purchase specific properties, or make investments, will be partially dependent on our ability to raise sufficient funds for such acquisitions and investments. We may be substantially delayed in making investments due to delays in:

- the sale of our common shares,
- obtaining debt financing,
- negotiating or obtaining the necessary purchase documentation,
- locating suitable investments, or
- other factors.

We expect to invest proceeds we receive from this offering in short-term, highly-liquid investments until we use such funds in our operations. We expect that the income we earn on these temporary investments will not be substantial. Further, we may use the principal amount of these investments, and any returns generated on these investments, to pay for fees and expenses in connection with this offering and distributions. Therefore, delays in investing proceeds we raise from this offering could impact our ability to generate cash flow for distributions.

A prolonged national or world-wide economic downturn or volatile capital market conditions could adversely affect our results of operations and our ability to pay distributions to you.

If prolonged disruptions in the capital and credit markets were to occur, they could adversely affect our ability to obtain loans, credit facilities, debt financing and other financing, or, when available, to obtain such financing on reasonable terms, which could negatively impact our ability to implement our investment strategy. See “[t]he ongoing Coronavirus pandemic and measures intended to prevent its spread have disrupted economic markets and the prolonged economic impact is uncertain.” for a further discussion of the risks related to Coronavirus pandemic and its potential impact on our financial results.

If these disruptions in the capital and credit markets should continue as a result of, among other factors, uncertainty, and disruption caused by the impact of the Coronavirus, changing regulation, changes in trade agreements, reduced alternatives or additional failures of significant financial institutions, our access to liquidity could be significantly impacted. Prolonged disruptions could result in us taking measures to conserve cash until the markets stabilize or until alternative credit arrangements or other funding for our business needs could be arranged. Such measures could include deferring investments, reducing or eliminating the number of shares redeemed under our share redemption program and reducing or eliminating distributions we make to you.

We believe the risks associated with our business are more severe during periods of economic downturn if these periods are accompanied by declining values in real estate. For example, a prolonged economic downturn could negatively impact our property investments as a result of increased customer delinquencies and/or defaults under our leases, generally lower demand for rentable space, potential oversupply of rentable space leading to increased concessions, and/or customer improvement expenditures, or reduced rental rates to maintain occupancies.

Our operations could be negatively affected to a greater extent if an economic downturn occurs, is prolonged or becomes more severe, which could significantly harm our revenues, results of operations, financial condition, liquidity, business prospects and our ability to make distributions to you and may result in a decrease in the value of your investment.

The ongoing Coronavirus pandemic and measures intended to prevent its spread have disrupted economic markets and the prolonged economic impact is uncertain.

The Coronavirus pandemic has had, and is expected to continue to have, an adverse impact on overall market conditions. The pandemic has led governments and other authorities around the world, including in the United Kingdom and in many states across the U.S. where our assets are located, to impose measures intended to control its spread, including restrictions on freedom of movement and business operations such as travel bans, border closings, business closures, quarantines and shelter-in-place orders. While operations in certain areas have been allowed to fully or partially re-open, no assurance can be given that such closures or restrictions will not occur again in the future. These restrictions have significantly disrupted business activity globally, including in the markets where we invest, and could have an adverse impact on the performance of certain of our investments. Considerable uncertainty still surrounds the Coronavirus and its potential effects on the population, as well as the effectiveness of any responses taken on a national and local level by government authorities and businesses.

While it is difficult to ascertain the long term impact it will have on commercial real estate markets and our investments, it presents uncertainty and risk with respect to the current and future performance and value of our investments. Investments in real properties and real estate-related securities have been impacted by the pandemic and in some cases significantly. Our tenants operate in industries which are being adversely affected by the disruption to business caused by the outbreak of the Coronavirus. Many of our tenants have been subject to shelter in place and other quarantine restrictions. These restrictions particularly adversely impacted many of the our retail tenants (other than grocery tenants), as government instructions regarding social distancing and mandated closures reduced and, in some cases, eliminated customer foot traffic, causing many of our retail tenants to temporarily close their brick and mortar stores. As of March 31, 2021, we owned two retail properties, which comprised 14% of our portfolio, based on the estimated value of our real estate investments as of that date, and comprised 17% of our total revenue for the three months ended March 31, 2021. While rent collections were adversely affected in the early months of the pandemic, with rent collections at our retail properties dropping to a low of 41% for the second quarter of 2020, consumer traffic at these properties has recovered to near pre-pandemic levels in recent months and rent collections have recovered to 95% of billed rent by the end of the three months ended March 31, 2021. However, rising infection rates and the potential for additional government mandated shutdowns could reduce consumer traffic at the Company's retail properties and negatively impact future rent collections. Additionally, the Company refunded \$2.2 million in rent to students across its international student housing portfolio during the year ended December 31, 2020 following the closing of nearby universities for the remainder of the 2019/2020 school year. These universities later announced a mixture of in-campus and on-line learning for the 2020/2021 school year with a delayed start. Subsequent to this announcement, local governments closed in-campus learning in early 2021, which has resulted in \$0.7 million in refunded rent to students from January through May 2021.

The Coronavirus pandemic has also caused, and may continue to cause, severe economic, market and other disruptions worldwide. Conditions in the U.S. and many countries in which we invest seem to be improving as vaccines are being distributed widely, but we cannot assure you that conditions in the bank lending, capital and other financial markets will not deteriorate as a result of the pandemic, or that our access to capital and other sources of funding will not become constrained, which could adversely affect the availability and terms of future borrowings, renewals or refinancings.

The extent of the Coronavirus pandemic's effect on our operational and financial performance will depend on future developments, including the duration of the pandemic, the effectiveness of vaccines and other treatments, possible resurgences in Coronavirus cases, and the duration of government measures to mitigate the pandemic, all of which are uncertain and difficult to predict. Due to the speed with which the situation is developing, we are not able at this time to estimate the effect of these factors on our business, but any of these factors could have a material adverse effect on our business, results of operations, cash flows and financial condition.

Yields on and safety of deposits may be lower if there are extensive declines in the financial markets.

Until we invest the proceeds of this offering in real properties and other real estate investments, we may hold those funds in investments, including money market funds, bank money market accounts and CDs or other accounts at third-party depository institutions. Unusual declines in the financial markets, similar to those experienced during the Great Recession, could result in a loss of some or all of these funds. In particular, money market funds may experience intense redemption pressure and have difficulty satisfying redemption requests. As a result, we may not be able to access the cash in our money market investments. In addition, current yields from these investments are minimal.

The failure of any bank in which we deposit our funds could reduce the amount of cash we have available to pay distributions and make additional investments.

The Federal Deposit Insurance Corporation only insures amounts up to \$250,000 per depositor. It is likely that we will have cash and cash equivalents and restricted cash deposited in certain financial institutions in excess of federally insured levels. If any of the banking institutions in which we deposit funds ultimately fails, we may lose any amounts of our deposits over federally insured levels. The loss of our deposits could reduce the amount of cash we have available to distribute or invest and could result in a decline in the value of your investment.

Because of our inability to retain earnings, we will rely on debt and equity financings for acquisitions, and if we do not have sufficient capital resources from such financings, our growth may be limited.

In order to qualify for taxation as a REIT, we generally are required to distribute to our stockholders at least 90% of our annual ordinary taxable income to maintain such qualification. This requirement limits our ability to retain income or cash flow from operations to finance the acquisition of new investments. We will explore acquisition opportunities from time to time with the intention of expanding our operations and increasing our profitability. We anticipate that we will use debt and equity financing for such acquisitions because of our inability to retain significant earnings. Consequently, if we cannot obtain debt or equity financing on acceptable terms, our ability to acquire new investments and expand our operations will be adversely affected.

We have a substantial amount of indebtedness. In the event we do not repay or refinance such indebtedness, we could face substantial liquidity issues and might be required to issue equity securities or securities convertible into equity securities, or sell some of our assets to meet our debt payment obligations.

As of March 31, 2021, we had approximately \$883.2 million of outstanding indebtedness, which, upon final maturity, we will need to refinance or repay. There can be no assurances we will be able to refinance our indebtedness (1) on commercially reasonable terms, (2) on terms, including with respect to interest rates, as favorable as our current debt, or (3) at all.

Economic conditions and the credit markets have historically experienced, and may continue to experience, periods of volatility, uncertainty, or weakness that could impact the availability or cost of debt financing.

The phase-out of LIBOR and transition to SOFR as a benchmark interest rate could have adverse effects on our business.

In July 2017, the United Kingdom's Financial Conduct Authority ("FCA"), which regulates the London interbank offered rate ("LIBOR"), announced their intention to cease sustaining LIBOR after 2021. The FCA has statutory powers to require panel banks to contribute to LIBOR where necessary. The FCA has decided not to ask, or to require, that panel banks continue to submit contributions to LIBOR beyond the end of 2021. The administrator of LIBOR has announced it will consult on its intention to cease the publication of the one week and two month LIBOR settings immediately following the LIBOR publication on December 31, 2021, and the remaining USD LIBOR settings immediately following the LIBOR publication on June 30, 2023. The U.S. Federal Reserve System, Office of the Comptroller of the Currency, and Federal Deposit Insurance Corporation have issued guidance encouraging market participants to adopt alternatives to LIBOR in new contracts as soon as practicable and no later than December 31, 2021, and the FCA has indicated that market participants should not rely on LIBOR being available after 2021. The U.S. Federal Reserve, in conjunction with the Alternative Reference Rates Committee, a steering committee comprised of large U.S. financial institutions, has identified the Secured Overnight Financing Rate ("SOFR"), a new index calculated by short-term repurchase agreements, backed by Treasury securities, as its preferred alternative rate for LIBOR. At this time, it is not possible to predict how markets will respond to SOFR or other alternative reference rates as the transition away from LIBOR is anticipated in coming years.

As of March 31, 2021, \$453.6 million of our outstanding debt bore interest at floating rates based on LIBOR. Our loan agreements provide for procedures for determining a replacement or alternative rate in the event that LIBOR is unavailable. However, there can be no assurances as to whether such replacement or alternative rate will be more or less favorable than LIBOR. The discontinuation or modification of LIBOR could result in interest rate increases on our debt, which could adversely affect our cash flow, operating results and ability to make distributions to our stockholders at expected levels or at all.

If we are unable to repay or refinance our debt, we cannot guarantee that we will be able to generate enough cash flows from operations or that we will be able to obtain enough capital to service our debt, fund our planned capital expenditures or pay future distributions at expected levels or at all. In such an event, we could face substantial liquidity issues and might be required to sell some of our assets to meet our debt payment obligations. Failure to repay or refinance indebtedness when required could result in a default under such indebtedness. If we incur additional indebtedness, any such indebtedness could exacerbate the risks described above.

We may need to incur borrowings that would otherwise not be incurred to meet REIT minimum distribution requirements.

In order to qualify as a REIT, we are required to distribute to our stockholders at least 90% of our annual ordinary taxable income. In addition, we will be subject to a 4% nondeductible excise tax on the amount, if any, by which certain distributions paid (or deemed paid) by us with respect to any calendar year are less than the sum of (i) 85% of our ordinary income for that year, (ii) 95% of our capital gain net income for that year and (iii) 100% of our undistributed taxable income from prior years.

We expect our income, if any, to consist almost solely of our share of the Operating Partnership's income, and the cash available for the payment of distributions by us to our stockholders will consist of our share of cash distributions made by the Operating Partnership. As the general partner of the Operating Partnership, we will determine the amount of any distributions made by the Operating Partnership. However, we must consider a number of factors in making such distributions, including:

- the amount of the cash available for distribution;
- the impact of such distribution on other partners of the Operating Partnership;
- the Operating Partnership's financial condition;
- the Operating Partnership's capital expenditure requirements and reserves therefor; and
- the annual distribution requirements contained in the Code necessary to qualify and maintain our qualification as a REIT.

Differences in timing between the actual receipt of income and actual payment of deductible expenses and the inclusion of such income and deduction of such expenses when determining our taxable income, as well as the effect of nondeductible capital expenditures, the creation of reserves, the use of cash to purchase shares under our share redemption program or required debt amortization payments, could result in our having taxable income that exceeds cash available for distribution.

In view of the foregoing, we may be unable to meet the REIT minimum distribution requirements and/or avoid the 4% excise tax described above. In certain cases, we may decide to borrow funds in order to meet the REIT minimum distribution and/or avoid the 4% excise tax even if our management believes that the then prevailing market conditions generally are not favorable for such borrowings or that such borrowings would not be advisable in the absence of such tax considerations.

Lenders may require us to enter into restrictive covenants that relate to or otherwise limit our operations, which could limit our ability to make distributions to you, to replace our Advisor or to otherwise achieve our investment objectives.

When providing financing, a lender may impose restrictions on us that affect our distribution and operating policies and our ability to incur additional debt. Loan documents we enter into may contain covenants that limit our ability to further mortgage property, discontinue insurance coverage, or make distributions under certain circumstances. In addition, provisions of our loan documents may deter us from replacing our Advisor because of the consequences under such agreements and may limit our ability to replace the property manager or terminate certain operating or lease agreements related to the property. These or other limitations may adversely affect our flexibility and our ability to achieve our investment objectives.

Actions of our joint venture partners, including other Hines investment vehicles and third parties, could negatively impact our performance.

We may purchase or develop properties or other real estate investments or make investments in joint ventures or partnerships, co-tenancies or other co-ownership arrangements with Hines affiliates, the sellers of the properties, developers or similar persons. Joint ownership of properties or other investments, under certain circumstances, may involve risks not otherwise present with other methods of owning real estate or other real estate investments. Examples of these risks include:

- the possibility that our partners or co-investors might become insolvent or bankrupt;
- that such partners or co-investors might have economic or other business interests or goals that are inconsistent with our business interests or goals, including inconsistent goals relating to the sale of properties or other investments held in the joint venture or the timing of the termination and liquidation of the venture;
- the possibility that we may incur liabilities as the result of actions taken by our partners or co-investors; or
- that such partners or co-investors may be in controlling positions and/or be in a position to take actions contrary to our instructions or requests or contrary to our policies or objectives, including our policy with respect to qualifying and maintaining our qualification as a REIT.

Actions by a co-venturer, co-tenant or partner may result in subjecting the assets of the joint venture to unexpected liabilities. Under joint venture arrangements, neither co-venturer may have the power to control the venture, and under certain circumstances, an impasse could result and this impasse could have an adverse impact on the operations and profitability of the joint venture.

If we have a right of first refusal or buy/sell right to buy out a co-venturer or partner, we may be unable to finance such a buy-out if it becomes exercisable or we are required to purchase such interest at a time when it would not otherwise be in our best interest to do so. If our interest is subject to a buy/sell right, we may not have sufficient cash, available borrowing capacity or other capital resources to allow us to elect to purchase an interest of a co-venturer subject to the buy/sell right, in which case we may be forced to sell our interest as the result of the exercise of such right when we would otherwise prefer to keep our interest. Finally, we may not be able to sell our interest in a joint venture if we desire to exit the venture for any reason or if our interest is likewise subject to a right of first refusal of our co-venturer or partner, our ability to sell such interest may be adversely impacted by such right. Joint ownership arrangements with Hines affiliates may also entail conflicts of interest. Please see “Conflicts of Interest—Joint Venture Conflicts of Interest” for a description of these risks.

If we invest in a limited partnership as a general partner, we could be responsible for all liabilities of such partnership.

In some joint ventures or other investments we may make, if the entity in which we invest is a limited partnership, we may acquire all or a portion of our interest in such partnership as a general partner. As a general partner, we could be liable for all the liabilities of such partnership. Additionally, we may acquire a general partner interest in the form of a non-managing general partner interest. As a non-managing general partner, we are potentially liable for all liabilities of the partnership without having the same rights of management or control over the operation of the partnership as the managing general partner. Therefore, we may be held responsible for all of the liabilities of an entity in which we do not have full management rights or control, and our liability may far exceed the amount or value of investment we initially made or then had in the partnership.

We have acquired various financial instruments for purposes of “hedging” or reducing our risks, which may be costly and ineffective and may reduce our cash available for distribution to you.

We have entered into foreign currency forwards, or similar hedging or derivative transactions or arrangements, in order to manage or mitigate our risk of exposure to the effects of currency changes as a result of our international investments. Similarly, we may enter into interest rate swaps and caps, or similar hedging or derivative transactions or arrangements, in order to manage or mitigate our risk of exposure to the effects of interest rate changes due to variable interest rate debt that we may have. These transactions may cause us to incur additional costs and may not be effective. In addition, because the performance participation allocation payable to our Advisor is calculated based in part on an increase in our NAV, our Advisor may face a conflict of interest from time to time when determining whether to recommend a hedging or derivative transaction. For example, our Advisor may be incentivized to recommend a riskier hedging or derivative transaction than it would otherwise recommend because it may materially increase the probability that our Advisor will receive the performance participation allocation or our Advisor may oppose a transaction that may otherwise benefit the Company because executing the transaction may make it more likely that our Advisor will not earn the performance participation allocation.

We are different in some respects from other investment vehicles sponsored by Hines, and therefore the past performance of such investments may not be indicative of our future results. In addition, Hines has limited experience in acquiring and operating certain types of real estate investments that we may acquire.

We are Hines' third publicly-offered real estate investment vehicle. We collectively refer to real estate joint ventures, funds and programs as real estate investment vehicles. All but two of the previous real estate investment vehicles of Hines and its affiliates were conducted through privately-held entities not subject to either the up-front commissions, fees and expenses associated with this offering or all of the laws and regulations that govern us, including reporting requirements under the federal securities laws and tax and other regulations applicable to REITs.

The past performance of other investment vehicles sponsored by Hines or its affiliates may not be indicative of our future results, and we may not be able to successfully operate our business and implement our investment strategy, which may be different in a number of respects from the operations previously conducted by Hines. In addition, Hines has limited experience in acquiring and operating certain types of real estate investments that we may acquire. For example, a significant amount of real estate investments that have been made by Hines' other investment vehicles have consisted of acquisitions and development of office or industrial properties or land. Therefore, we will need to use third parties to source or manage investments in which Hines has limited experience. Although we primarily expect to invest in real properties, to a lesser extent, we plan to invest in real estate-related securities to provide a source of liquidity for our share redemption program, cash management and other purposes. Hines has limited experience in sourcing and managing investments in real estate-related securities, so we have engaged a third party to source and manage our real estate-related securities investments, subject to investment guidelines approved by our board of directors, including a majority of our independent directors. In addition, a significant portion of Hines' other programs and investments involve development projects. Although we are able to invest in development projects, we do not anticipate that a significant portion of the proceeds from this offering will be invested in development projects. As a result of all of these factors, you should not rely on the past performance of other investment vehicles sponsored by Hines and its affiliates to predict, or as an indication of, our future performance.

We have engaged a third party to source and manage our investments in real estate-related securities. We rely on the ability of this third party investment manager to implement our real estate-related securities investment strategy.

We have engaged a third party investment manager to implement our real estate-related securities investment strategy. The investment manager has and will continue to have substantial discretion, subject to investment guidelines approved by our board of directors, including a majority of our independent directors, to make decisions related to the acquisition, management and disposition of real estate-related securities. You will have no opportunity to evaluate the terms of transactions or other economic or financial data concerning our investments in real estate-related securities. If the investment manager does not succeed in implementing the liquid investments portion of our investment strategy, our performance will suffer. If the investment manager is unable to successfully implement our real estate-related securities investment strategy, our results of operations may be adversely impacted and we may not have sufficient liquidity available under our share redemption program. In addition, even though we have the ability to terminate the investment manager on thirty days' notice, it may be difficult to replace the investment manager.

Our board of directors generally does not approve, in advance, the acquisition and disposition decisions made with respect to our investments in real estate-related securities.

Our board of directors, including a majority of our independent directors, has approved investment guidelines that delegate to our third party investment manager the authority to purchase and sell real estate-related securities, provided that such investments are consistent with our investment guidelines. As a result, the third party investment manager has substantial discretion to make investment decisions with respect to real estate-related securities, within the parameters established by our investment guidelines. Our board of directors generally does not review, in advance, the investment decisions made by the investment manager, but rather, our board of directors reviews our investment guidelines on an annual basis and our portfolio of real estate-related securities investments on a quarterly basis or, in each case, as often as the board of directors deems appropriate. Although our board of directors conducts these periodic reviews, any investment entered into on our behalf by the investment manager may be impossible to unwind if our board of directors deems the investment inconsistent with our investment guidelines when it is subsequently reviewed by our board of directors, such that our only option may be to dispose of the investment, which may be at a loss.

Our success will be dependent on the performance of Hines as well as key employees of Hines. Certain other investment vehicles sponsored by Hines have experienced adverse developments in the past and there is a risk that we may experience similar adverse developments. Adverse changes in affiliated programs could also adversely affect our ability to raise capital.

Our ability to achieve our investment objectives and to pay distributions is dependent upon the performance of Hines and its affiliates as well as key employees of Hines in the identification and acquisition of investments, the selection of tenants, the determination of any financing arrangements, the management of our assets and operation of our day-to-day activities. Our board of directors and the Advisor have broad discretion when identifying, evaluating, making and managing our investments with the proceeds of this offering. You will have no opportunity to evaluate the terms of transactions or other economic or financial data concerning our investments. We will rely on the management ability of Hines and the oversight of our board of directors as well as the management of any entities or ventures in which we invest.

We may not be able to retain key employees of Hines. To the extent we are unable to retain and/or find qualified successors for key employees that depart from the company, our results of operations may be adversely impacted. Our officers and the management of the Advisor also serve in similar capacities for numerous other entities. If Hines or any of its key employees are distracted by these other activities or suffer from adverse financial or operational problems in connection with operations unrelated to us, the ability of Hines and its affiliates to allocate time and/or resources to our operations may be adversely affected. If Hines is unable to allocate sufficient resources to oversee and perform our operations for

any reason, our results of operations would be adversely impacted. We will not provide key-man life insurance policies for any of Hines' key employees.

Certain other investment vehicles sponsored by Hines have experienced adverse developments in the last decade. Hines REIT sold shares of its common stock from 2004 to 2009 at various prices between \$10.00 per share and \$10.66 per share. Although Hines REIT re-opened its share redemption program with respect to ordinary redemption requests in April 2013, the program was suspended, except with respect to redemptions in connection with the death or disability of a stockholder, in December 2009. In addition, Hines REIT decreased its distribution rate in July 2010 and further decreased the rate in April 2013. Hines REIT completed its liquidation and dissolution in August 2018 and paid distributions of \$7.59 per share to its stockholders, including liquidating distributions of \$6.57 per share and special distributions of \$1.01 per share. The special distributions were paid from July 2011 through April 2013 and were in addition to the regular operating distributions of up to \$5.49 per share paid to Hines REIT's stockholders between 2004 and 2016. The amount of regular operating distributions received by stockholders varied depending on when they invested and whether they held their shares continuously through 2016.

Adverse results in the other non-traded REITs on the Hines platform have the potential to affect Hines' and our reputation among broker dealers, registered investment advisers and investors, which could affect our ability to raise capital.

Terrorist attacks and other acts of violence, civilian unrest or war may affect the markets in which we operate, our business and our profitability.

Terrorist attacks and other acts of violence, civilian unrest or war may negatively affect our operations and your investment in our shares. We may acquire real estate investments located in or that relate to real estate located in areas that are susceptible to attack. In addition, any kind of terrorist activity or violent criminal acts, including terrorist acts against public institutions or buildings or modes of public transportation (including airlines, trains or buses) could have a negative effect on our business. These events may directly impact the value of our assets through damage, destruction, loss or increased security costs. We may not be able to obtain insurance against the risk of terrorism because it may not be available or may not be available on terms that are economically feasible. Further, even if we do obtain terrorism insurance, we may not be able to obtain sufficient coverage to fund any losses we may incur. Risks associated with potential acts of terrorism in the areas in which we acquire properties or other real estate investments could sharply increase the premiums we pay for coverage against property and casualty claims. Additionally, mortgage lenders in some cases have begun to insist that specific coverage against terrorism be purchased by commercial owners as a condition for providing loans.

The consequences of any armed conflict are unpredictable, and we may not be able to foresee events that could have an adverse effect on our business or your investment. More generally, any terrorist attack, other act of violence or war, including armed conflicts, could result in increased volatility in or damage to, the United States and worldwide financial markets and economy. They also could result in a continuation of the current economic uncertainty in the United States or abroad. Our revenues will be dependent upon the payment of rent and the return of our other investments which may be particularly vulnerable to uncertainty in the local economy. Increased economic volatility could adversely affect our tenants' ability to pay rent or the return on our other investments or our ability to borrow money or issue capital stock at acceptable prices and have a material adverse effect on our business, results of operations, cash flows and financial condition and our ability to make distributions to you and the value of your investment.

We may be subject to litigation which could have a material adverse effect on our business and financial condition.

We may be subject to litigation, including claims relating to our operations, offerings, unrecognized pre-acquisition contingencies and otherwise in the ordinary course of business. Some of these claims may result in potentially significant judgments against us, some of which are not, or cannot be, insured against. We generally intend to vigorously defend ourselves; however, we cannot be certain of the ultimate outcomes of claims that may arise in the future. Resolution of these types of matters against us may result in our payment of significant fines or settlements, which, if not insured against, or if these fines and settlements exceed insured levels, would adversely impact our earnings and cash flows. Certain litigation or the resolution of certain litigation may affect the availability or cost of some of our insurance coverage which could adversely impact our results of operations and cash flows, expose us to increased risks that would be uninsured and/or adversely impact our ability to attract officers and directors.

Our business could suffer in the event our Advisor, our Dealer Manager, our transfer agent or any other party that provides us with services essential to our operations experiences system failures or cyber incidents or a deficiency in cybersecurity.

Our Advisor, our Dealer Manager, our transfer agent and other parties that provide us with services essential to our operations are vulnerable to damages from any number of sources, including computer viruses, unauthorized access, energy blackouts, natural disasters, terrorism, war and telecommunication failures. Any system failure or accident that causes interruptions in our operations could result in a material disruption to our business. A cyber incident is considered to be any adverse event that threatens the confidentiality, integrity or availability of information resources. More specifically, a cyber incident is an intentional attack or an unintentional event that may include, but is not limited to, gaining unauthorized access to systems to disrupt operations, corrupt data, steal assets or misappropriate confidential information, such as confidential stockholder records. As reliance on technology in our industry has increased, so have the risks posed to our systems, both internal and those we have outsourced. In addition, the risk of a cyber incident, including by computer hackers, foreign governments and cyber terrorists, has generally increased as the number, intensity and sophistication of attempted attacks and instructions from around the world have increased. Affiliates of our Advisor have in the past experienced cyber incidents impacting their information technology systems or relating to software that they utilize, and, while none to date have had an impact on us or our operations, we expect such breaches could occur in the future. The remediation costs and lost revenues experienced by a victim of a cyber incident may be significant and significant resources may be required to repair system damage, protect against the

threat of future security breaches or to alleviate problems, including reputational harm, loss of revenues and litigation, caused by any breaches. There also may be liability for any stolen assets or misappropriated confidential information. Any material adverse effect experienced by our Advisor, our Dealer Manager, our transfer agent and other parties that provide us with services essential to our operations could, in turn, interrupt our operations, damage our reputation and brand, damage our competitive position, make it difficult for us to attract and retain tenants, and subject us to liability claims or regulatory penalties that could adversely affect our business, financial condition and results of operations. While we maintain cyber risk insurance to provide some coverage for certain risks arising out of system failures or cyber incidents, there is no assurance that such insurance would cover all or a significant portion of the costs or consequences associated with a cyber incident.

Our share redemption program requires that we follow certain restrictive procedures with respect to new investments if, during any consecutive 24-month period, we do not have at least one month in which we fully satisfy 100% of properly submitted redemption requests or accept all properly submitted tenders in a self-tender offer for our shares, which may adversely affect our flexibility and our ability to achieve our investment objectives.

Subject to certain exceptions, our share redemption program generally requires that if, during any consecutive 24-month period, we do not have at least one month in which we fully satisfy 100% of properly submitted redemption requests or accept all properly submitted tenders in a self-tender offer for our shares, we will not make any new investments (excluding short-term cash management investments under 30 days in duration) and we will use all available investable assets to satisfy redemption requests (subject to the limitations under this program) until all outstanding redemption requests have been satisfied. If triggered, this requirement may prevent us from pursuing potentially accretive investment opportunities and may keep us from fully realizing our investment objectives. In addition, this requirement may limit our ability to pay distributions to our stockholders.

Risks Related to Investments in Real Estate

Geographic concentration of our portfolio may make us particularly susceptible to adverse economic developments in the real estate markets of those areas.

In the event that we have a concentration of properties in, or real estate investments that invest in properties located in, a particular geographic area, our operating results and ability to make distributions are likely to be impacted by economic changes affecting the real estate markets in that area. Therefore, an investment in our common stock will be subject to greater risk to the extent that we lack a geographically diversified portfolio. As of May 28, 2021 we owned interests in twenty-five real estate investments, nine of which are located in different domestic and international real estate markets. Please see “Our Real Estate Investments” beginning on page 100 for additional information regarding our investments, including market concentration.

Industry concentration of our tenants may make us particularly susceptible to adverse economic developments in these industries

In the event we have a concentration of tenants in a particular industry, our operating results and ability to make distributions may be adversely affected by adverse developments in those industries and we will be subject to a greater risk to the extent that our tenants are not diversified by industry. For example, based on leased square footage of our commercial real estate properties as of March 31, 2021, approximately 14% is leased to tenants in the retail industry. Please see “Our Real Estate Investments” beginning on page 100 for additional information regarding our investments, including industry concentration.

We have not established investment criteria limiting the size of property acquisitions. If we have an investment that represents a material percentage of our assets which experiences a loss, the value of an investment in us would be significantly diminished.

We are not limited in the size of any single property acquisition we may make and certain of our investments may represent a significant percentage of its assets. Should we experience a loss on a portion or all of an investment that represents a significant percentage of our assets, this event would have a material adverse effect on our business and financial condition, which would result in an investment in us being diminished.

We depend on tenants for our revenue, and therefore our revenue will be dependent on the success and economic viability of our tenants. Our reliance on single or significant tenants in certain buildings may decrease our ability to lease vacated space.

We expect that rental income from real property will, directly or indirectly, constitute a significant portion of our income. Delays in collecting accounts receivable from tenants could adversely affect our cash flows and financial condition. In addition, the inability of a single major tenant or a number of smaller tenants to meet their rental obligations would adversely affect our income. Therefore, our financial success will be indirectly dependent on the success of the businesses operated by the tenants in our properties or in the properties securing loans we may own. For the year ended December 31, 2020, there were no tenants that individually represented more than 10% of our total rental revenue.

The weakening of the financial condition or the bankruptcy or insolvency of a significant tenant or a number of smaller tenants and vacancies caused by defaults of tenants or the expiration of leases, may adversely affect our operations and our ability to pay distributions.

Due to the risks involved in the ownership of real estate investments and real estate acquisitions, a return on your investment in us is not guaranteed, and you may lose some or all of your investment.

By owning our shares, you will be subjected to significant risks associated with owning and operating real estate investments. The performance of your investment in us will be subject to such risks, including:

- changes in the general economic climate;
- changes in local conditions such as an oversupply of space or reduction in demand for real estate;
- changes in interest rates and the availability of financing;
- changes in market rental rates;
- changes in property level operating expenses due to inflation or otherwise;
- changes in laws and governmental regulations, including those governing real estate usage, zoning and taxes; and
- changes due to factors that are generally outside of our control, such as terrorist attacks and international instability, natural disasters and acts of God, over-building, adverse national, state or local changes in applicable tax, environmental or zoning laws and a taking of any of the properties which we own or in which we otherwise have interests by eminent domain.

In addition, we expect to acquire properties in the future, which may subject us to additional risks associated with real estate property acquisitions, including the risks that:

- the investments will fail to perform in accordance with our expectations because of conditions or liabilities we did not know about at the time of acquisition; and
- our projections or estimates with respect to the performance of the investments, the costs of operating or improving the properties or the effect of the economy or capital markets on the investments will prove inaccurate.

Any of these factors could have a material adverse effect on our business, results of operations, cash flows and financial condition and our ability to make distributions to you and the value of your investment.

An economic slowdown or rise in interest rates or other unfavorable changes in economic conditions in the markets in which we operate could adversely impact our business, results of operations, cash flows and financial condition and our ability to make distributions to you and the value of your investment.

The development of negative economic conditions in the markets in which we operate may significantly affect occupancy, rental rates and our ability to collect rent from our tenants, as well as our property values, which could have a material adverse impact on our cash flows, operating results and carrying value of investment property. For example, an economic recession or rise in interest rates could make it more difficult for us to lease real properties, may require us to lease the real properties we acquire at lower rental rates and may lead to an increase in tenant defaults. In addition, these conditions may also lead to a decline in the value of our properties and make it more difficult for us to dispose of these properties at an attractive price. Other risks that may affect conditions in the markets in which we operate include:

- Local conditions, such as an oversupply of the types of properties we invest in or a reduction in demand for such properties in the area; and
- Increased operating costs, if these costs cannot be passed through to tenants.

International, national, regional and local economic climates have been adversely affected by the slow job growth of recent years. To the extent any of the adverse conditions described above occurs in the specific markets in which we operate, market rents, occupancy rates and our ability to collect rents from our tenants will likely be affected and the value of our properties may decline. We could also face challenges related to adequately managing and maintaining our properties, should we experience increased operating cost and as a result, we may experience a loss of rental revenues. Any of these factors may adversely affect our business, results of operations, cash flows and financial condition, our ability to make distributions to you and the value of your investment.

Our use of borrowings to partially fund acquisitions and improvements on properties could result in foreclosures and unexpected debt service expenses upon refinancing, both of which could have an adverse impact on our operations and cash flow.

We are relying and intend to continue to rely in part on borrowings under credit facilities and other external sources of financing to fund the costs of new investments, capital expenditures and other items. This may also include our use of short-term mortgage notes to fund our long-term investments in real properties, which could result in the maturity date of such notes being reached prior to a time when the properties securing the notes are generating sufficient cash flows to repay the debt. Accordingly, we are subject to the risks that our cash flow will not be sufficient to cover required debt service payments and that we will be unable to meet other covenants or requirements in the credit agreements.

If we cannot meet our required debt obligations, the property or properties securing such indebtedness could be foreclosed upon by, or otherwise transferred to, our lender, with a consequent loss of income and asset value to us. For tax purposes, a foreclosure of any of our properties would be treated as a sale of the property for a purchase price equal to the outstanding balance of the debt secured by the mortgage. If the outstanding balance of the debt secured by the mortgage exceeds our tax basis in the property, we would recognize taxable income on foreclosure, but we may not receive any cash proceeds. Additionally, we may be required to refinance our debt subject to “lump sum” or “balloon” payment maturities on

terms less favorable than the original loan or at a time we would otherwise prefer to not refinance such debt. A refinancing on such terms or at such times could increase our debt service payments, which would decrease the amount of cash we would have available for operations, new investments and distribution payments and may cause us to determine to sell one or more properties at a time when we would not otherwise do so.

Uninsured losses relating to real property may adversely impact the value of our portfolio.

We will attempt to ensure that all of our properties are adequately insured to cover casualty losses. However, there are types of losses, generally catastrophic in nature, which are uninsurable, are not economically insurable or are only insurable subject to limitations. Examples of such catastrophic events include acts of war or terrorism, earthquakes, floods, hurricanes and pollution or environmental matters. We may not have adequate coverage in the event we or our buildings suffer casualty losses. If we do not have adequate insurance coverage, the value of our assets will be reduced as the result of, and to the extent of, any such uninsured losses. Additionally, we may not have access to capital resources to repair or reconstruct any uninsured damage to a property.

We may be unable to obtain desirable types of insurance coverage at a reasonable cost, if at all, and we may be unable to comply with insurance requirements contained in mortgage or other agreements due to high insurance costs.

We may not be able either to obtain certain desirable types of insurance coverage, such as terrorism, earthquake, flood, hurricane and pollution or environmental matter insurance, or to obtain such coverage at a reasonable cost in the future, and this risk may limit our ability to finance or refinance debt secured by our properties. Additionally, we could default under debt or other agreements if the cost and/or availability of certain types of insurance make it impractical or impossible to comply with covenants relating to the insurance we are required to maintain under such agreements. In such instances, we may be required to self-insure against certain losses or seek other forms of financial assurance.

We are subject to extensive regulation, which may result in higher expenses or other negative consequences that could adversely affect us.

Our activities are subject to federal, state and municipal laws, and to regulations, authorizations and license requirements with respect to, among other things, zoning, environmental protection and historical heritage, all of which may affect our business. We may be required to obtain licenses and permits with different governmental authorities in order to acquire and manage our assets.

In addition, the Dodd-Frank Wall Street Reform and Consumer Protection Act (the “Dodd-Frank Act”), which generally took effect in 2011, contains a sweeping overhaul of the regulation of U.S. financial institutions and financial markets. Key provisions of the Dodd-Frank Act require extensive rulemaking by the SEC and the U.S. Commodity Futures Trading Commission, some of which remains ongoing. Thus, the full impact of the Dodd-Frank Act on our business cannot be fully assessed until all final implementing rules and regulations are promulgated.

Various rules currently in effect under the Dodd-Frank Act may have a significant impact on our business, including, without limitation, provisions of the legislation that increase regulation of and disclosure requirements related to investment advisors, swap transactions and hedging policies, corporate governance and executive compensation, investor protection and enforcement provisions, and asset-backed securities. In February 2017, the U.S. President ordered the Secretary of the U.S. Treasury to review certain existing rules and regulations, such as those promulgated under the Dodd-Frank Act; however, the implications of that review are not yet known and none of the rules and regulations promulgated under the Dodd-Frank Act have been modified or rescinded as of the date of this report.

For example, but not by way of limitation, the Dodd-Frank Act and the rules and regulations promulgated thereunder provides for significantly increased regulation of the derivatives markets and transactions that affect our interest rate hedging activities, including: (i) regulatory reporting, (ii) subject to limited exemptions, mandated clearing through central counterparties and execution on regulated exchanges or execution facilities, and (iii) margin and collateral requirements. While the full impact of the Dodd-Frank Act on our interest rate hedging activities cannot be fully assessed until all final implementing rules and regulations are promulgated, the foregoing requirements may affect our ability to enter into hedging or other risk management transactions, may increase our costs in entering into such transactions, and/or may result in us entering into such transactions on less favorable terms than prior to the Dodd-Frank Act. For example, subject to an exception for “end-users” of swaps upon which we may seek to rely, we may be required to clear certain interest rate hedging transactions by submitting them to a derivatives clearing organization. To the extent we are required to clear any such transactions, we will be required to, among other things, post margin in connection with such transactions. The occurrence of any of the foregoing events may have an adverse effect on our business and your return.

In addition, public authorities may enact new and more stringent standards, or interpret existing laws and regulations in a more restrictive manner, which may force companies in the real estate industry, including us, to spend funds to comply with these new rules. Any such action on the part of public authorities may adversely affect our results from operations.

In the event of noncompliance with such laws, regulations, licenses and authorizations, we may face the payment of fines, project shutdowns, cancellation of licenses, and revocation of authorizations, in addition to other civil and criminal penalties.

We operate in a competitive business, and many of our competitors have significant resources and operating flexibility, allowing them to compete effectively with us.

Numerous real estate companies that operate in the markets in which we may operate will compete with us in acquiring real estate investments and obtaining creditworthy tenants to occupy such properties or the properties owned by such investments. Such competition could adversely affect our business. There are numerous real estate companies, real estate investment trusts and U.S. institutional and foreign investors that

will compete with us in seeking investments and tenants for properties. Many of these entities have significant financial and other resources, including operating experience, allowing them to compete effectively with us. In addition, our ability to charge premium rental rates to tenants may be negatively impacted. This increased competition may increase our costs of acquisitions or investments or lower our occupancy rates and the rent we may charge tenants. In addition, the arrival of new competitors in the immediate areas where we have assets could require unplanned investments in our assets, which may adversely affect us. We may also have difficulty in renewing leases or in leasing to new tenants, which may lead to a reduction in our cash flow and operating income, since the proximity of new competitors could divert existing or new tenants to such competitors, resulting in vacancies.

We may have difficulty selling real estate investments, and our ability to distribute all or a portion of the net proceeds from such sales to our stockholders may be limited.

Real estate investments are relatively illiquid. We will have a limited ability to vary our portfolio in response to changes in economic or other conditions. We will also have a limited ability to sell assets in order to fund working capital and similar capital needs such as share redemptions. We expect to generally hold a real estate investment for the long term. When we sell any of our real estate investments, we may not realize a gain on such sale or the amount of our taxable gain could exceed the cash proceeds we receive from such sale. We may not distribute any proceeds from the sale of real estate investments to our stockholders. Rather, we may use such proceeds to:

- purchase additional real estate investments;
- repay debt;
- buy out interests of any co-venturers or other partners in any joint venture in which we are a party;
- purchase shares under our share redemption program;
- create working capital reserves; or
- make repairs, maintenance, tenant improvements or other capital improvements or expenditures to our other properties.

Our ability to sell our properties may also be limited by our desire to avoid a 100% penalty tax that is imposed on gain recognized by a REIT from the sale of property characterized as dealer property. In order to avoid such characterization and to take advantage of certain safe harbors under the Code, we may determine to hold our properties for a minimum period of time, generally two years.

Our investment strategy may cause us to incur penalty taxes, fail to maintain our REIT status or own and sell properties through TRSs, each of which would diminish the return to our stockholders.

The sale of one or more of our properties may be considered a “prohibited” transaction under the Code (which generally includes the sale of property held by us primarily for sale to customers in the ordinary course of our trade or business). If we are deemed to have engaged in a prohibited transaction, all net gain that we derive from such sale would be subject to a 100% penalty tax. The Code sets forth a safe harbor for REITs that wish to sell property without risking the imposition of the 100% penalty tax. The principal requirements of the safe harbor are that: (i) the REIT must hold the applicable property for not less than two years for the production of rental income prior to its sale; (ii) the aggregate expenditures made by the REIT, or any partner of the REIT, during the two-year period preceding the date of sale which are includable in the basis of the property do not exceed 30% of the net selling price of the property; and (iii) property sales by the REIT do not exceed at least one of the following thresholds: (a) seven sales in the current year; (b) sales in the current year that do not exceed 10% of the REIT’s assets as of the beginning of the year (as measured by either fair market value or tax basis); or (c) sales in the current year that do not exceed 20% of the REIT’s assets as of the beginning of the year, and sales over a three-year period do not exceed, on average, 10% per annum of the REIT’s assets, in each case as measured by either fair market value or tax basis. Given our investment and operating strategy, the sale of one or more of our properties may not satisfy the above prohibited transaction safe harbor.

If we desire to sell a property pursuant to a transaction that does not satisfy the safe harbor, we may be able to avoid the prohibited transaction tax if we hold and sell the property through a taxable REIT subsidiary, or TRS. In that case, any gain would be taxable to the TRS at regular corporate income tax rates. We may decide to forgo the use of a TRS in a transaction that does not meet the safe harbor based on our own internal analysis, the opinion of counsel or the opinion of other tax advisors that the disposition should not be subject to the prohibited transaction tax. In cases where a property disposition is not effected through a TRS, the Internal Revenue Service, or IRS, could assert that the disposition constitutes a prohibited transaction. If such an assertion were successful, all of the net gain from the sale of the property will be payable as a tax which will have a negative impact on cash flow and the ability to make cash distributions.

Limitations on our ownership of non-real estate securities of our TRSs could adversely affect our operations and/or our ability to qualify as a REIT.

As a REIT, the value of our ownership of non-real estate securities of our TRSs may not exceed 20% of the value of all of our assets at the end of any calendar quarter. If the IRS were to determine that the value of our ownership of such securities of all of our TRSs exceeded 20% of the value of our total assets at the end of any calendar quarter, then we could fail to qualify as a REIT. If we determine it to be in our best interest to own a substantial number of our properties through one or more TRSs, then it is possible that the IRS may conclude that the value of our interests in our TRSs exceeds 20% of the value of our total assets at the end of any calendar quarter and therefore cause us to fail to qualify as a REIT. Additionally,

as a REIT, generally no more than 25% of our gross income with respect to any year may be from sources other than real estate. Dividends paid to us from a TRS are considered to be non-real estate income. Therefore, we may fail to qualify as a REIT if dividends from all of our TRSs, when aggregated with all other non-real estate income with respect to any one year, are more than 25% of our gross income with respect to such year.

Potential liability as the result of, and the cost of compliance with, environmental matters could adversely affect our operations.

Under various federal, state and local environmental laws, ordinances and regulations, a current or previous owner or operator of real property may be liable for the cost of removal or remediation of hazardous or toxic substances on such property. Such laws often impose liability whether or not the owner or operator knew of, or was responsible for, the presence of such hazardous or toxic substances.

We expect to invest in, or make investments in real estate investments that have interests in, properties historically used for industrial, manufacturing and commercial purposes. These properties are more likely to contain, or may have contained, underground storage tanks for the storage of petroleum products and other hazardous or toxic substances. All of these operations create a potential for the release of petroleum products or other hazardous or toxic substances. Leasing properties to tenants that engage in industrial, manufacturing, and commercial activities will cause us to be subject to increased risk of liabilities under environmental laws and regulations. The presence of hazardous or toxic substances, or the failure to properly remediate these substances, may adversely affect our ability to sell, rent or pledge such property as collateral for future borrowings.

Environmental laws also may impose restrictions on the manner in which properties may be used or businesses may be operated, and these restrictions may require expenditures. Such laws may be amended so as to require compliance with stringent standards which could require us to make unexpected, substantial expenditures. Environmental laws provide for sanctions in the event of noncompliance and may be enforced by governmental agencies or, in certain circumstances, by private parties. We may be potentially liable for such costs in connection with the acquisition and ownership of our properties in the United States. In addition, we may invest in properties located in countries that have adopted laws or observe environmental management standards that are less stringent than those generally followed in the United States, which may pose a greater risk that releases of hazardous or toxic substances have occurred to the environment. The cost of defending against claims of liability, compliance with environmental regulatory requirements or remediating any contaminated property could be substantial and require a material portion of our cash flow.

We face possible risks associated with the physical effects of climate change.

We cannot predict with certainty whether climate change is occurring and, if so, at what rate. However, the physical effects of climate change could have a material adverse effect on our properties, operations and business. To the extent climate change causes changes in weather patterns, our markets could experience increases in storm intensity, such as those experienced in Super Storm Sandy in October 2012 and Hurricane Harvey in 2017, and rising sea-levels. Over time, these conditions could result in declining demand for office space in our buildings or the inability of us to operate the buildings at all. Climate change may also have indirect effects on our business by increasing the cost of (or making unavailable) property insurance on terms we find acceptable, increasing the cost of energy and increasing the cost of snow removal at our properties. There can be no assurance that climate change will not have a material adverse effect on our properties, operations or business.

The properties we acquire will be subject to property taxes that may increase in the future, which could adversely affect our cash flow.

Any properties we acquire will be subject to real and personal property taxes that may increase as property tax rates change and as the properties are assessed or reassessed by taxing authorities. We anticipate that most of our leases will generally provide that the property taxes, or increases therein, are charged to the lessees as an expense related to the properties that they occupy. As the owner of the properties, however, we are ultimately responsible for payment of the taxes to the government. If property taxes increase, our tenants may be unable to make the required tax payments, ultimately requiring us to pay the taxes. In addition, we will generally be responsible for property taxes related to any vacant space. If we purchase residential properties, the leases for such properties typically will not allow us to pass through real estate taxes and other taxes to residents of such properties. Consequently, any tax increases may adversely affect our results of operations at such properties.

Our properties may contain or develop harmful mold, or may suffer from other indoor air quality issues, which could lead to liability for adverse health effects and costs of remediating the problem.

If any of our properties has or develops mold we may be required to undertake a costly program to remediate, contain or remove the mold. Mold growth may occur when moisture accumulates in buildings or on building materials. Some molds may produce airborne toxins or irritants. Concern about indoor exposure to mold has been increasing because exposure to mold may cause a variety of adverse health effects and symptoms, including allergic or other reactions. Similarly, if any of our properties suffers from other indoor quality issues, we may incur material expenses to remediate the issues. We may become liable to our tenants, their employees and others if property damage or health concerns arise, all of which could have a material adverse effect on our business, results of operations, cash flows and financial condition and our ability to make distributions to you and the value of your investment.

If we set aside insufficient working capital reserves, we may be required to defer necessary or desirable property improvements.

If we do not establish sufficient reserves for working capital to supply necessary funds for capital improvements or similar expenses, we may be required to defer necessary or desirable improvements to our properties. If we defer such improvements, the applicable properties may decline in value, it may be more difficult for us to attract or retain tenants to such properties or the amount of rent we can charge at such properties may decrease.

Risks related to the development of real properties may have an adverse effect on our results of operations and returns to our stockholders.

We may invest in properties on which developments or improvements are to be constructed or completed. As such, we may be subject to the risks associated with development and construction activities including the following:

- long periods of time may elapse between the commencement and the completion of our projects;
- our original estimates may not be accurate and our actual construction and development costs may exceed those estimates;
- the level of interest of potential tenants for a recently launched development may be low;
- construction materials and equipment may be unavailable or cost more than expected due to changes in supply and demand;
- construction and sales may not be completed on time, resulting in a cost increase;
- we may not be able to acquire or we may pay too much for the land we acquire for new developments or properties;
- we may be unable to obtain construction financing for development activities on favorable terms, including but not limited to interest rates, term and/or loan-to-value ratios, or at all, which could cause us to delay or even abandon potential developments;
- labor may be in limited availability;
- we may abandon development opportunities that we have already begun to explore, and we may fail to recover expenses already incurred in connection with exploring such development opportunities; and
- changes in tax, real estate and zoning laws may be unfavorable to us.

In addition, our reputation and the construction quality of our real estate developments, whether operated individually or through partnerships, may be determining factors for our ability to lease space and grow. The timely delivery of real estate projects and the quality of our developments, however, depend on certain factors beyond our full control, including the quality and timeliness of construction materials delivered to us and the technical capabilities of our contractor. If one or more problems affect our real estate developments, our reputation and future performance may be negatively affected and we may be exposed to civil liability.

We depend on a variety of factors outside of our control to build, develop and operate real estate projects. These factors include, among others, the availability of market resources for financing, land acquisition and project development. Any scarcity of market resources, including human capital, may decrease our development capacity due to either difficulty in obtaining credit for land acquisition or construction financing or a need to reduce the pace of our growth. The combination of these risks may adversely affect our business, results of operations, cash flows and financial condition and our ability to make distributions to you and the value of your investment.

Delays in the development and construction of real properties may have adverse effects on portfolio diversification, results of operations and returns to our stockholders.

If we experience delays in the development of our real properties, it could adversely affect your return. When properties are acquired prior to the start of construction or during the early stages of construction, it will typically take several months or longer to complete construction, to rent available space, and for rent payments to commence. Therefore, we may not receive any income from these properties and our ability to pay distributions to you could suffer. If we are delayed in the completion of any such construction project, our tenants may have the right to terminate preconstruction leases for space at such newly developed project. We may incur additional risks when we make periodic progress payments or other advances to builders prior to completion of construction. Each of these factors could result in increased costs of a project or loss of our investment. In addition, we will be subject to normal lease-up risks relating to newly-constructed projects. Furthermore, the price we agree to pay for a real property will be based on our projections of rental income and expenses and estimates of the fair market value of the real property upon completion of construction. If our projections are inaccurate, we may pay too much for a property.

Changes in supply of or demand for similar properties in a particular area may increase the price of real estate assets we may seek to purchase or adversely affect the value of the properties we own.

The real estate industry is subject to market forces and we are unable to predict certain market changes including changes in supply of or demand for similar properties in a particular area. For example, if demand for the types of real estate assets in which we seek to invest were to sharply increase or supply of those assets were to sharply decrease, the prices of those assets could rise significantly. Any potential purchase of an overpriced asset could decrease our rate of return on these investments and result in lower operating results and overall returns to you. Likewise, a sharp increase in supply could adversely affect lease rates and occupancy, which could result in lower operating results and overall returns to you.

Retail properties depend on anchor tenants to attract shoppers and could be adversely affected by the loss of a key anchor tenant and trends in the retail sector generally.

We currently own one retail property, and we may acquire additional retail properties in the future. Retail properties, like other properties, are subject to the risk that tenants may be unable to make their lease payments or may decline to extend a lease upon its expiration. A lease termination by a tenant that occupies a large area of a retail center (commonly referred to as an anchor tenant) could impact leases of other tenants. Other tenants may be entitled to modify the terms of their existing leases in the event of a lease termination by an anchor tenant, or the closure of the business of an anchor tenant that leaves its space vacant even if the anchor tenant continues to pay rent. Any such modifications or conditions could be unfavorable to us as the property owner and could decrease rents or expense recoveries. Additionally, major tenant closures may result in decreased customer traffic, which could lead to decreased sales at other stores. In the event of default by a tenant or anchor store, we may experience delays and costs in enforcing our rights as landlord to recover amounts due to us under the terms of our agreements with those parties.

The retail environment and the market for retail space have been, and in the future could be, adversely affected by weakness in the national, regional, and local economies, the level of consumer spending and consumer confidence, the adverse financial condition of some large retail companies, the ongoing consolidation in the retail sector, the excess amount of retail space in a number of markets, and increasing competition from discount retailers, outlet malls, internet retailers, and other online businesses. Increases in consumer spending via the internet may significantly affect our retail tenants' ability to generate sales in their stores. New and enhanced technologies, including new digital technologies and new web services technologies, may increase competition for certain of our retail tenants.

Leases with retail properties' tenants may restrict us from re-leasing space.

Most leases with retail tenants contain provisions giving the particular tenant the exclusive right to sell particular types of merchandise or provide specific types of services within the particular retail center. These provisions may limit the number and types of prospective tenants interested in leasing space in a particular retail property.

Short-term multifamily community leases associated with any multifamily residential properties we acquire may expose us to the effects of declining market rent and could adversely impact our ability to make cash distributions to you.

Six of the twenty-five properties currently in our portfolio as of May 28, 2021 are multi-family residential properties and we expect to acquire additional multi-family residential properties in the future. Substantially all of our multifamily community leases are and will continue to be for a term of one year or less. Because these leases generally permit the residents to leave at the end of the lease term without penalty, our rental revenues may be impacted by declines in market rents more quickly than if our leases were for longer terms.

High levels of unemployment could adversely affect the occupancy and rental rates of any multifamily residential properties we acquire, with high quality multifamily communities suffering even more severely.

Increased levels of unemployment in multifamily markets could significantly decrease occupancy and rental rates. In times of increasing unemployment, multifamily occupancy and rental rates have historically been adversely affected by:

- rental residents deciding to share rental units and therefore rent fewer units;
- potential residents moving back into family homes or delaying leaving family homes;
- a reduced demand for higher-rent units, such as those of high quality multifamily communities;
- a decline in household formation;
- persons enrolled in college delaying leaving college or choosing to proceed to or return to graduate school in the absence of available employment;
- the inability or unwillingness of residents to pay rent increases; and
- increased collection losses.

These factors generally have contributed to lower rental rates. If these factors worsen, our results of operations, financial condition and ability to make distributions to you may be adversely affected.

We may face risks associated with our student housing properties.

We have investments in student housing properties and may acquire more in the future. Unlike other apartment housing, student housing communities are typically leased on an individual lease basis, by the bed, which limits each resident's liability to his or her own rent without liability for a roommate's rent. The lease terms are typically for one year or less and student housing properties must be almost entirely re-leased each year, exposing us to increased leasing risk. If we are unable to find new individual tenants for these properties, it could have an adverse effect on our results of operations.

Many colleges and universities own and operate their own competing on-campus housing facilities, and changes in university admission policies could adversely affect us. For example, if a university reduces the number of student admissions or requires that certain students, such as freshmen, live in a university-owned facility, the demand for beds at our student housing properties may be reduced and the occupancy rate at the properties may decline.

A degradation of a university's reputation due to negative publicity or other events may adversely impact our student housing properties.

It is important that the universities from which our student housing properties draw residents maintain good reputations and are able to attract the desired number of incoming students. Any degradation in a university's reputation could inhibit its ability to attract students and reduce the demand for our student housing properties. Reports of crime or other negative publicity regarding the safety of the students residing on, or near, our student housing properties may have an adverse effect on occupancy rates.

If we acquire hospitality, leisure or healthcare properties, we will depend on others to manage those facilities.

In order to qualify as a REIT, we will not be able to operate or participate in the decisions affecting the daily operations of any hospitality, leisure or healthcare properties that we acquire. We may lease any hospitality, leisure or healthcare properties we acquire to a TRS, in which we may own up to a 100% interest. In such an event our TRS will enter into management agreements with eligible independent contractors, potentially including Hines or its affiliates, that are not our subsidiaries or otherwise controlled by us to manage these properties. Thus, independent operators, under management agreements with our TRS, will control the daily operations of our hospitality, leisure and healthcare-related properties.

We will depend on these independent management companies to operate our hospitality, leisure or healthcare properties. We will not have the authority to require these properties to be operated in a particular manner or to govern any particular aspect of the daily operations, such as establishing room rates at our hospitality, leisure or healthcare properties. Thus, even if we believe our hospitality, leisure or healthcare properties are being operated inefficiently or in a manner that does not result in satisfactory results, we may not be able to force the management company to change its method of operation of these properties. We can only seek redress if a management company violates the terms of the applicable management agreement with the TRS, and then only to the extent of the remedies provided for under the terms of the management agreement. In the event that we need to replace any management company, we may be required by the terms of the management agreement to pay substantial termination fees and may experience significant disruptions at the affected properties.

The hospitality or leisure industry is seasonal.

The hospitality or leisure industry is seasonal in nature. As a result of the seasonality of the hospitality or leisure industry, there will likely be quarterly fluctuations in results of operations of any hospitality or leisure properties that we may own. Quarterly financial results may be adversely affected by factors outside our control.

The hospitality or leisure market is highly competitive and generally subject to greater volatility than our other market segments.

The hospitality or leisure business is highly competitive and influenced by factors such as location, room rates, quality, service levels, reputation and reservation systems, among many other factors. There are many competitors in this market, and these competitors may have substantially greater marketing and financial resources than those available to us. This competition, along with other factors, such as over-building in the hospitality or leisure industry and certain deterrents to traveling, may increase the number of rooms available and may decrease the average occupancy and room rates of our hospitality or leisure properties. The demand for rooms at any hospitality or leisure properties that we may acquire will change much more rapidly than the demand for space at other properties that we acquire. This volatility in room demand and occupancy rates could have a material adverse effect on our financial condition, results of operations and ability to pay distributions to you.

If we purchase assets at a time when the commercial real estate market is experiencing substantial influxes of capital investment and competition for properties, the real estate we purchase may not appreciate or may decrease in value.

Real estate investment transaction volume has increased and estimated going-in capitalization rates, or cap rates (ratio of the net projected operating income of a property in its initial fiscal year divided by the net purchase price), have fallen relative to their post-recession peaks in late 2009. There continues to be a significant amount of investment capital pursuing high-quality, well-located assets that generate stable cash flows, causing aggressive competition and pricing for assets which match our investment strategy. This may continue to drive prices higher, resulting in lower cap rates and returns. To the extent we purchase real estate in the future in this environment, we are subject to the risks that the value of our assets may not appreciate or may decrease significantly below the amount we paid for such assets if the real estate market ceases to attract the same level of capital investment in the future as it has recently attracted, or if the number of companies seeking to acquire such assets decreases. If any of these circumstances occur or the values of our investments are otherwise negatively affected, the value of your investment may be lower.

Risks Related to Investments in Real Estate-Related Securities

Investments in real estate-related securities are subject to specific risks relating to the particular issuer of the securities and may be subject to the general risks of investing in subordinated real estate-related securities.

We invest in real estate-related securities to help maintain liquidity to satisfy any share redemptions we choose to make in any particular month and to manage cash before investing subscription proceeds into properties. We have invested in real estate-related common equity, preferred equity and debt securities of both publicly traded and private real estate companies. Investments in real estate-related securities will involve special

risks relating to the particular issuer of the securities, including the financial condition and business outlook of the issuer. Issuers of real estate-related securities generally invest in real estate or real estate-related assets and are subject to the inherent risks associated with real estate-related debt investments discussed elsewhere in this prospectus.

Real estate-related securities may be unsecured and subordinated to other obligations of the issuer. As a result, investments in real estate-related securities are subject to risks of (i) limited liquidity in the secondary trading market, (ii) substantial market price volatility, (iii) subordination to the prior claims of banks and other senior lenders to the issuer and preferred equity holders, (iv) the operation of mandatory sinking fund or call/redemption provisions during periods of declining interest rates that could cause the issuer to reinvest redemption proceeds in lower yielding assets, (v) the possibility that earnings of the issuer may be insufficient to meet its debt service and distribution obligations and (vi) the declining creditworthiness and potential for insolvency of the issuer during periods of rising interest rates and economic downturn. These risks may adversely affect the value of outstanding real estate-related securities and the ability of the issuers thereof to pay dividends to us.

We are subject to certain risks inherent in investing in publicly traded securities.

We have investments in securities that are publicly traded and are, therefore, subject to the risks inherent in investing in public securities. When investing in public securities, we are generally unable to obtain financial covenants or other contractual rights, including management rights that it might otherwise be able to obtain in making privately negotiated investments. Moreover, we may not have the same access to information in connection with investments in public securities, either when investigating a potential investment or after making an investment, as compared to privately negotiated investments. The inability to sell public securities could materially adversely affect the investment results. In addition, an investment may be sold by us to a public company where the consideration received is a combination of cash and stock of the public company, which may, depending on the securities laws of the relevant jurisdiction, be subject to lock-up periods.

Real estate-related equity securities are subject to specific risks relating to the particular issuer of the securities and may be subject to the general risks of investing in subordinated real estate securities.

The value of real estate-related securities, including those of publicly listed REITs, fluctuates in response to issuer, political, market and economic developments. For example, equity markets experienced significant disruption at the beginning of the outbreak of COVID-19. In the short term, equity prices can fluctuate dramatically in response to these developments. Different parts of the market and different types of equity securities can react differently to these developments and they can affect a single issuer, multiple issuers within an industry, the economic sector or geographic region, or the market as a whole. The real estate industry is sensitive to economic downturns. The value of securities of companies engaged in real estate activities can be affected by changes in real estate values and rental income, property taxes, interest rates and tax and regulatory requirements. Downturns in equity and debt markets will significantly impact the value of our real-estate related securities.

We have investments in equity securities of other REITs and other real estate-related companies, which subjects us to certain risks including those risks associated with an investment in our own common stock.

REITs are dependent upon specialized management skills, have limited diversification and are, therefore, subject to risks inherent in financing a limited number of projects. REITs may be subject to a management fees and other expenses, and so when we invest in REITs we will bear our proportionate share of the costs of the REITs' operations. Investing in REITs and real estate-related companies involves certain unique risks in addition to those risks associated with investing in the real estate industry in general. The market value of REIT shares and the ability of the REIT to distribute income may be adversely affected by several factors, including the risks described herein that relate to an investment in our common stock. Listed REITs generally have not experienced the increases in market price of their securities as have been experienced by the broader market during 2020 and into 2021. REITs depend generally on their ability to generate cash flow to make distributions to stockholders, and certain REITs have self-liquidation provisions by which mortgages held may be paid in full and distributions of capital returns may be made at any time. In addition, distributions received by us from REITs may consist of dividends, capital gains and/or return of capital. Generally, dividends received by us from REIT shares and distributed to our stockholders will not constitute "qualified dividend income" eligible for the reduced tax rate applicable to qualified dividend income. In addition, the performance of a REIT may be affected by changes in the tax laws or by its failure to qualify for tax-free pass-through of income.

REITs are also subject to interest rate risk. Rising interest rates may cause REIT investors to demand a higher annual yield, which may, in turn, cause a decline in the market price of the equity securities issued by a REIT.

Investing in certain REITs and real estate-related companies, which often have small market capitalizations, may also involve the same risks as investing in other small capitalization companies. REITs and real estate-related companies may have limited financial resources and their securities may trade less frequently and in limited volume and may be subject to more abrupt or erratic price movements than larger company securities.

Investments in real estate-related debt securities are subject to risks including various creditor risks and early redemption features which may materially adversely affect our results of operations and financial condition.

The debt securities and other interests in which we have invested and may invest may include secured or unsecured debt at various levels of an issuer's capital structure. The debt securities in which we may invest may not be protected by financial covenants or limitations upon additional indebtedness, may be illiquid or have limited liquidity, and may not be rated by a credit rating agency. Debt securities are also subject to other creditor risks, including (i) the possible invalidation of an investment transaction as a "fraudulent conveyance" under relevant creditors' rights laws, (ii) so-called lender liability claims by the issuer of the obligation and (iii) environmental liabilities that may arise with respect to collateral securing

the obligations. Our investments may be subject to early redemption features, refinancing options, pre-payment options or similar provisions which, in each case, could result in the issuer repaying the principal on an obligation held by us earlier than expected, resulting in a lower return to us than anticipated or reinvesting in a new obligation at a lower return to us.

We may invest in commercial mortgage-backed securities, or CMBS, which are subject to all of the risks of the underlying mortgage loans and the additional risks of the securitization process.

CMBS are securities that evidence interests in, or are secured by, a single commercial mortgage loan or a pool of commercial mortgage loans. In a rising interest rate environment, the value of CMBS may be adversely affected when payments on underlying mortgages do not occur as anticipated, resulting in the extension of the security's effective maturity and the related increase in interest rate sensitivity of a longer-term instrument. The value of CMBS may also change due to shifts in the market's perception of issuers and regulatory or tax changes adversely affecting the mortgage securities market as a whole. In addition, CMBS are subject to the credit risk associated with the performance of the underlying mortgage properties.

The securitization process that CMBS go through may also result in additional risks. Generally, CMBS are issued in classes similar to mortgage loans. To the extent that we invest in a subordinate class, we will be paid interest only to the extent that there are funds available after paying the senior classes. To the extent the collateral pool includes delinquent loans, subordinate classes will likely not be fully paid and may not be paid at all. Subordinate CMBS are also subject to greater credit risk than those CMBS that are more highly rated. Further, the ratings assigned to any particular class of CMBS may not ultimately prove to be accurate. Thus, any particular class of CMBS may be riskier and more volatile than the rating assigned to such security which may result in the returns on any such CMBS investment to be less than anticipated.

Risks Related to Investments in Debt

Hines does not have substantial experience investing in mortgage, mezzanine, bridge or construction loans, B Notes, securitized debt or other debt related to properties in which we may invest, which could adversely affect our return on our loan investments.

We may make investments in mortgage, mezzanine, bridge or construction loans, B-Notes, securitized debt or other debt related to properties if our Advisor determines that it is advantageous to us due to the state of the real estate market or in order to diversify our investment portfolio. However, neither our Advisor nor any of its affiliates has any substantial experience investing in these types of loans and we may not have the expertise necessary to maximize the return on our investment in these types of loans.

If we make or invest in loans, our loans may be impacted by unfavorable real estate market conditions, which could decrease the value of our loan investments.

If we make or invest in loans, we will be at risk of default by the borrowers on those loans. These defaults may be caused by many conditions beyond our control, including interest rate levels and local and other economic conditions affecting real estate values. We may invest in unsecured loans. Even with respect to loans secured by real property, we will not know whether the values of the properties securing the loans will remain at the levels existing on the dates of origination of the loans. If the values of such underlying properties drop, our risk will increase with respect to secured loans because of the lower value of the security associated with such loans.

If we make or invest in loans, our loans will be subject to interest rate fluctuations, which could reduce our returns as compared to market interest rates as well as the value of the loans in the event we sell the loans.

If we invest in fixed-rate, long-term loans and interest rates rise, the loans could yield a return that is lower than then-current market rates. If interest rates decrease, we will be adversely affected to the extent that loans are prepaid, because we may not be able to make new loans at the previously higher interest rate. If we invest in variable interest rate loans, if interest rates decrease, our revenues will likewise decrease. Finally, if interest rates increase, the value of fixed-rate loans we own at such time would decrease which would lower the proceeds we would receive in the event we sell such assets.

Debt investments face prepayment risk that may adversely affect our results of operations and financial condition.

During periods of declining interest rates, the issuer of a security or borrower under a loan may exercise its option to prepay principal earlier than scheduled, forcing us to reinvest the proceeds from such prepayment in lower yielding securities or loans, which may result in a decline in our return. Debt investments frequently have call features that allow the issuer to redeem the security at dates prior to its stated maturity at a specified price (typically greater than par) only if certain prescribed conditions are met. An issuer may choose to redeem a debt security if, for example, the issuer can refinance the debt at a lower cost due to declining interest rates or an improvement in the credit standing of the issuer.

Delays in liquidating defaulted loans could reduce our investment returns.

If there are defaults under our loans secured by real property, we may not be able to repossess and sell the underlying properties quickly. The resulting time delay could reduce the value of our investment in the defaulted loans. An action to foreclose on a property securing a loan is regulated by state statutes and rules and is subject to many of the delays and expenses of other lawsuits if the defendant raises defenses or counterclaims. In the event of default by a borrower, these restrictions, among other things, may impede our ability to foreclose on or sell the secured property or to obtain proceeds sufficient to repay all amounts due to us on the loan.

We may make or invest in mezzanine loans, which involve greater risks of loss than senior loans secured by real properties.

We may make or invest in mezzanine loans that generally take the form of subordinated loans secured by second mortgages on the underlying real property or loans secured by a pledge of the ownership interests of an entity that directly or indirectly owns real property. These types of investments involve a higher degree of risk than long-term senior mortgage loans secured by real property because the investment may become unsecured as a result of foreclosure by the senior lender. In the event of a bankruptcy of the entity providing the pledge of its ownership interests as security, we may not have full recourse to the assets of such entity, or the assets of the entity may not be sufficient to satisfy our mezzanine loan. If a borrower defaults on our mezzanine loan or debt senior to our mezzanine loan, or in the event of a borrower bankruptcy, our mezzanine loan will be satisfied only after the senior debt. As a result, we may not recover some or all of our investment. In addition, mezzanine loans may have higher loan-to-value ratios than traditional mortgage loans, resulting in less equity in the real property and increasing our risk of loss of principal.

We may invest in B-Notes, which are subject to additional risks as a result of the privately negotiated structure and terms of such transactions which may result in losses.

We may invest in B-Notes, which are typically secured by a first mortgage on a single large commercial property or group of related properties and subordinated to an A-Note secured by the same first mortgage on the same collateral. If a borrower defaults on a B-Note, A-Note holders would be paid first and there may not be sufficient funds remaining to repay us and other B-Note holders. B-Notes can vary in their structural characteristics and risks because each transaction is privately negotiated. For example, the rights of holders of B-Notes to control the process following a borrower default may be limited in certain investments. We cannot predict the terms of each B-Note investment. Moreover, because B-Notes are typically secured by a single property or group of related properties, such investments may not be as diversified as investments secured by a pool of properties and therefore may be subject to increased risks.

Bridge loans may involve a greater risk of loss than conventional mortgage loans.

We may provide bridge loans secured by first lien mortgages on properties to borrowers who are typically seeking short-term capital in connection with acquisitions, developments or refinancings of real estate. In connection with such investments, there is a risk that the borrower may not achieve its investment objectives and that we may therefore not recover some or all of our investment in such bridge loans. For example, if we provide a bridge loan to a borrower who has identified an undervalued asset, either due to mismanagement of the underlying assets or as a result of what the borrowers deem to be a recovering market, and the market in which such asset is located fails to recover according to the borrower's projections, or if the borrower fails to improve the quality of the asset's management or the value of the asset, the borrower may not receive a sufficient return on the asset to satisfy the bridge loan.

In addition, owners usually borrow funds under a conventional mortgage loan to repay a bridge loan. If the borrower is unable to obtain permanent financing to repay our bridge loan, we may lose some or all of our investment. Bridge loans are also subject to risks of borrower defaults, bankruptcies, fraud, losses and special hazard losses that are not covered by standard hazard insurance. In the event we make a bridge loan to a borrower who defaults, we bear the risk of loss of principal and nonpayment of interest and fees to the extent of any deficiency between the value of the mortgage collateral and the principal amount of the bridge loan. To the extent we suffer such losses with respect to our investments in bridge loans, it could adversely impact our business, results of operations, cash flows and financial ability and our ability to make distributions to you and the value of your investment.

Non-conforming and non-investment grade loans are subject to an increased risk of loss.

Loans we may acquire or originate may not conform to conventional loan criteria applied by traditional lenders and may not be rated or may be rated as "non-investment grade." Non-investment grade ratings for these loans typically result from the overall leverage of the loans, the lack of a strong operating history for the properties underlying the loans, the borrowers' credit history, the properties' underlying cash flow or other factors. Therefore, non-conforming and investment loans we acquire or originate may have a higher risk of default and loss than conventional loans. Any loss we incur may adversely impact our business, results of operations, cash flows and financial ability and our ability to make distributions to you and the value of your investment.

Our debt investments may be considered illiquid and we may not be able to adjust our portfolio in response to changes in economic and other conditions.

The debt investments we may make in connection with privately negotiated transactions may not be registered under the relevant securities laws, resulting in a prohibition against their transfer, sale, pledge or other disposition except in a transaction that is exempt from the registration requirements of, or is otherwise in accordance with, those laws. As a result, our ability to vary our portfolio in response to changes in economic and other conditions may be relatively limited. The mezzanine loans we may purchase in the future will be particularly illiquid investments due to their short life, their unsuitability for securitization and the greater difficulty of recoupment in the event of a borrower's default.

Risks Related to International Investments

We are subject to additional risks from our international investments.

We expect to continue to purchase real estate investments located in, or related to assets located in, the United States and internationally, and may make or purchase loans or participations in loans secured by property located outside the United States. These investments may be affected by factors particular to the laws and business practices of the jurisdictions in which the properties are located. These laws and business practices may

expose us to risks that are different from and in addition to those commonly found in the United States. Foreign investments are subject to risk, including the following risks:

- the burden of complying with a wide variety of foreign laws;
- changing governmental rules and policies, including changes in land use and zoning laws, more stringent environmental laws or changes in such environmental laws;
- existing or new laws relating to the foreign ownership of real property or loans and laws restricting the ability of foreign persons or companies to remove profits earned from activities within the country to the person's or company's country of origin;
- the potential for expropriation;
- possible currency transfer restrictions;
- imposition of adverse or confiscatory taxes;
- changes in real estate and other tax rates and changes in other operating expenses in particular countries;
- possible challenges to the anticipated tax treatment of the structures that allow us to acquire and hold investments;
- adverse market conditions caused by terrorism, civil unrest and changes in national or local governmental or economic conditions;
- the willingness of domestic or foreign lenders to make loans in certain countries and changes in the availability, cost and terms of loan funds resulting from varying national economic policies;
- general political and economic instability in certain regions;
- the potential difficulty of enforcing obligations in other countries; and
- Hines' limited experience and expertise in foreign countries relative to its experience and expertise in the United States.

Investments in properties or other real estate investments outside the United States subject us to foreign currency risks, which may adversely affect distributions and our REIT status.

Revenues generated from any properties or other real estate investments we acquire or ventures we enter into relating to transactions involving assets located in markets outside the United States likely will be denominated in the local currency. Therefore, any investments we make outside the United States may subject us to foreign currency risk due to potential fluctuations in exchange rates between foreign currencies and the U.S. dollar. As a result, changes in exchange rates of any such foreign currency to the U.S. dollar may affect our revenues, operating margins and distributions and may also affect the book value of our assets and the amount of stockholders' equity.

Changes in foreign currency exchange rates used to value a REIT's foreign assets may be considered changes in the value of the REIT's assets. These changes may adversely affect our status as a REIT. Further, bank accounts in foreign currency which are not considered cash or cash equivalents may adversely affect our status as a REIT.

As of May 28, 2021, approximately 42% of the value of our portfolio related to properties located outside the U.S. and the revenues generated from those properties were denominated in the local currency. This has from time to time negatively impacted our NAV and may continue to negatively impact our NAV in the future.

The United Kingdom's determination to exit the European Union could adversely affect market rental rates and commercial real estate values in the United Kingdom and Europe.

On June 23, 2016, the United Kingdom held a non-binding referendum in which a majority of voters voted in favor of the United Kingdom's exit from the European Union. On March 29, 2017, the United Kingdom gave formal notice of its exit from the European Union and commenced the two-year period of negotiations to determine the terms of the United Kingdom's relationship with the European Union after the exit, including, among other things, the terms of trade between the United Kingdom and the European Union. The effects of the exit will depend on any agreements the United Kingdom makes to retain access to European Union markets either during a transitional period or more permanently. The announcement of the Brexit vote caused significant volatility in global stock markets and currency exchange rate fluctuations that resulted in the strengthening of the U.S. dollar against foreign currencies in which we conduct business.

The strengthening of the U.S. dollar relative to other currencies such as the Euro may adversely affect our results of operations. The long-term nature of the United Kingdom's relationship with the European Union is unclear and there is considerable uncertainty when any relationship will be agreed and implemented. The United Kingdom ceased to be a member state of the European Union on January 31, 2020. The United Kingdom and the European Union agreed to a transition period from February 1, 2020 until December 31, 2020 to negotiate the terms of their future

relationship. On December 31, 2020, the United Kingdom passed legislation giving effect to the trade and cooperation agreement, with the European Union expected to formally adopt the agreement in 2021. The trade and cooperation agreement, which has been applied provisionally since January 1, 2021, covers the general objectives and framework of the relationship between the United Kingdom and the European Union, including as it relates to trade, transport, visas, judicial, law enforcement and security matters, and provides for continued participation in community programs and mechanisms for dispute resolution. Notably, under the trade and cooperation agreement, United Kingdom service suppliers no longer benefit from automatic access to the entire European Union single market, United Kingdom goods no longer benefit from the free movement of goods and there is no longer the free movement of people between the United Kingdom and the European Union. The uncertainty caused by the departure of the United Kingdom from the European Union and the application of the terms of the trade and cooperation agreement may:

- adversely affect European and worldwide economic and market conditions;
- adversely affect commercial property market rental rates in the United Kingdom and continental Europe;
- adversely affect commercial property market values in the United Kingdom and continental Europe;
- adversely affect the availability of financing for commercial properties in the United Kingdom and continental Europe, which could reduce the price for which we are able to sell properties we have acquired in such geographic locations; and
- create further instability in global financial and foreign exchange markets, including volatility in the value of the sterling and euro.

As of May 28, 2021, 16% of our real estate investment portfolio consisted of seven properties located in the United Kingdom (based on the estimated aggregate value of our real estate investments). A decline in economic conditions could negatively impact commercial real estate fundamentals and result in lower occupancy, lower rental rates and declining values in our portfolio, which could, among other things, adversely affect our business and financial condition.

Inflation in foreign countries, along with government measures to curb inflation, may have an adverse effect on our investments.

Certain countries have in the past experienced extremely high rates of inflation. Inflation, along with governmental measures to curb inflation, coupled with public speculation about possible future governmental measures to be adopted, has had significant negative effects on these international economies in the past and this could occur again in the future. The introduction of governmental policies to curb inflation can have an adverse effect on our business. High inflation in the countries in which we purchase real estate or make other investments could increase our expenses and we may not be able to pass these increased costs on to our tenants.

Lack of compliance with the United States Foreign Corrupt Practices Act, or FCPA, could subject us to penalties and other adverse consequences.

We are subject to the FCPA, which generally prohibits United States companies from engaging in bribery or other prohibited payments to foreign officials for the purpose of obtaining or retaining business. Foreign companies, including potential competitors, are not subject to these prohibitions. Fraudulent practices, including corruption, extortion, bribery, pay-offs, theft and others, occur from time-to-time in countries in which we may do business. If people acting on our behalf or at our request are found to have engaged in such practices, severe penalties and other consequences could be imposed on us that may have a material adverse effect on our business, results of operations, cash flows and financial condition and our ability to make distributions to you and the value of your investment.

Risks Related to Organizational Structure

Any interest in us will be diluted by the Special OP Units and any other OP Units in the Operating Partnership and any interest in us may be diluted if we issue additional shares.

We owned a 99.98% general partner interest in the Operating Partnership as of April 30, 2021. Hines Global REIT II Associates Limited Partnership owns the remaining interest in the Operating Partnership, and the Advisor holds the Special OP Units in the Operating Partnership, which were issued as consideration for an obligation by Hines and its affiliates to perform future services in connection with our real estate operations. Payments with respect to these interests will reduce the amount of distributions that would otherwise be payable to you in the future.

Stockholders do not have preemptive rights to acquire any shares issued by us in the future. Therefore, investors purchasing our common shares in this offering may experience dilution of their equity investment if we:

- sell shares in this offering or sell additional shares in the future, including those issued pursuant to our distribution reinvestment plan;
- sell securities that are convertible into shares, such as OP Units;
- at the option of our Advisor issue OP Units to pay for certain fees and distributions;
- issue OP Units or common shares to our Advisor or affiliates in exchange for advances or deferrals of fees;

- issue shares in a private offering; or
- issue shares to sellers of properties acquired by us in connection with an exchange of partnership units from the Operating Partnership.

We have issued shares of common stock as dividends and may issue preferred shares or separate classes or series of common shares, which issuance could adversely affect the holders of our common shares.

Holders of our common stock do not have preemptive rights to any shares issued by us in the future. With the authorization of our board of directors, we declared special daily stock dividends for the period from October 1, 2014 through June 30, 2015, which may have diluted the value of our shares. In addition, we may issue, without stockholder approval, preferred shares or a class or series of common shares with rights that could adversely affect the holders of our common shares. Upon the affirmative vote of a majority of our directors (including, in the case of preferred shares, a majority of our independent directors), our charter authorizes our board of directors (without any further action by our stockholders) to issue preferred shares or common shares in one or more classes or series, and to fix the voting rights (subject to certain limitations), liquidation preferences, distribution rates, conversion rights, redemption rights and terms, including sinking fund provisions, and certain other rights and preferences with respect to such classes or series of shares. If we ever create and issue preferred shares with a distribution preference over common shares, payment of any distribution preferences of outstanding preferred shares would reduce the amount of funds available for the payment of distributions on the common shares. Further, holders of preferred shares are normally entitled to receive a preference payment in the event we liquidate, dissolve or wind up before any payment is made to the common stockholders, likely reducing the amount common stockholders would otherwise receive upon such an occurrence. We could also designate and issue shares in a class or series of common shares with similar rights. In addition, under certain circumstances, the issuance of preferred shares or a separate class or series of common shares may render more difficult or tend to discourage:

- a merger, tender offer or proxy contest;
- the assumption of control by a holder of a large block of our securities; and/or
- the removal of incumbent management.

Our board of directors determines our major policies and operations which increases the uncertainties faced by you.

Our board of directors determines our major policies, including our policies regarding acquisitions, dispositions, financing, growth, debt capitalization, REIT qualification, redemptions and distributions. Our board of directors may amend or revise these and other policies without a vote of the stockholders. Under the Maryland General Corporation Law and our charter, our stockholders have a right to vote only on limited matters. The broad discretion of our board of directors in setting policies and your inability to exert control over those policies increases the uncertainty and risks you face, especially if our board of directors and you disagree as to what course of action is in your best interests.

Our bylaws designate the Circuit Court for Baltimore City, Maryland as the sole and exclusive forum for certain types of actions and proceedings that may be initiated by our stockholders, which could limit our stockholders' ability to obtain a favorable judicial forum for disputes with us or our directors, officers or employees.

Our bylaws provide that, unless we consent in writing to the selection of an alternative forum, the Circuit Court for Baltimore City, Maryland, or if that Court does not have jurisdiction, the United States District Court for the District of Maryland, Baltimore Division, shall be the sole and exclusive forum for certain types of actions and proceedings that may be initiated by our stockholders with respect to our company, our directors, our officers or our employees (we note we currently have no employees). This choice of forum provision will not apply to claims under the Securities Act or the Exchange Act. Similarly, this choice of forum provision will not apply to actions arising out of, or in connection with, the sale of securities in, or the violation of the laws of, the states and other (non-federal) jurisdictions in which the Issuer's shares are sold pursuant to the offering; provided that the inapplicability of this choice of forum provision to such actions will not cause this provision to be inapplicable to other types of claims, whether they are brought concurrently with or before or after actions arising out of, or in connection with, the sale of securities in, or the violation of the laws of, the states and other (non-federal) jurisdictions in which the Issuer's shares are sold pursuant to the offering. This choice of forum provision may limit a stockholder's ability to bring a claim in a judicial forum that the stockholder believes is favorable for disputes with us or our directors, officers or employees, which may discourage meritorious claims from being asserted against us and our directors, officers and employees. Alternatively, if a court were to find this provision of our bylaws inapplicable to, or unenforceable in respect of, one or more of the specified types of actions or proceedings, we may incur additional costs associated with resolving such matters in other jurisdictions, which could adversely affect our business, financial condition or results of operations. We adopted this provision because we believe it makes it less likely that we will be forced to incur the expense of defending duplicative actions in multiple forums and less likely that plaintiffs' attorneys will be able to employ such litigation to coerce us into otherwise unjustified settlements, and we believe the risk of a court declining to enforce this provision is remote, as the Maryland General Corporation Law expressly authorizes the adoption of such provisions.

The ownership limit in our charter may discourage a takeover attempt.

Our charter provides that no holder of shares, other than any person to whom our board of directors grants an exemption, may directly or indirectly own more than 9.9% of the number or value, whichever is more restrictive, of the aggregate of our outstanding shares or more than 9.9% of the number or value, whichever is more restrictive, of our outstanding common shares. This ownership limit may deter tender offers for our common

shares, which offers may be attractive to our stockholders, and thus may limit the opportunity for stockholders to receive a premium for their common shares that might otherwise exist if an investor attempted to assemble a block of common shares in excess of 9.9% of the number or value, whichever is more restrictive, of the aggregate of our outstanding shares, or 9.9% in number or value, whichever is more restrictive, of the outstanding common shares or otherwise to effect a change of control in us. Please see the “Description of Capital Stock—Restrictions on Transfer” section of this prospectus for additional information regarding the restrictions on transfer of our common shares.

We will not be afforded the protection of the Maryland General Corporation Law relating to business combinations.

Provisions of the Maryland General Corporation Law prohibit business combinations, unless prior approval of the board of directors is obtained before the person seeking the combination became an interested stockholder, with:

- any person who beneficially owns 10% or more of the voting power of our outstanding voting shares (an “interested stockholder”);
- any of our affiliates or associates who, at any time within the two-year period prior to the date in question, was the beneficial owner of 10% or more of the voting power of our then outstanding shares (also an “interested stockholder”); or
- an affiliate of an interested stockholder.

These prohibitions are intended to prevent a change of control by interested stockholders who do not have the support of our board of directors. Because our charter contains limitations on ownership of more than 9.9% of our common shares, our board of directors has adopted a resolution presently opting out of the business combinations statute. Therefore, we will not be afforded the protections of this statute and, accordingly, there is no guarantee that the ownership limitations in our charter will provide the same measure of protection as the business combinations statute and prevent an undesired change of control by an interested stockholder.

We are not registered as an investment company under the Investment Company Act of 1940, as amended, or the Investment Company Act, and therefore we will not be subject to the requirements imposed on an investment company by the Investment Company Act which may limit or otherwise affect our investment choices.

Hines Global, the Operating Partnership, and our subsidiaries will conduct our businesses so that none of such entities are required to register as “investment companies” under the Investment Company Act. The operation of a business in a manner so as not to be subject to regulation as an investment company requires an analysis of and compliance with complex laws, regulations and SEC staff interpretations, not all of which are summarized herein. Although we could modify our business methods at any time, at the present time we expect that the focus of our activities will involve investments in real estate, buildings, and other assets that can be referred to as “sticks and bricks” and therefore we will not be an investment company under Section 3(a)(1)(A) of the Investment Company Act. We may invest in other real estate investments and will otherwise be considered to be in the real estate business.

Companies subject to the Investment Company Act are required to comply with a variety of substantive requirements such as requirements relating to:

- limitations on the capital structure of the entity;
- restrictions on certain investments;
- prohibitions on transactions with affiliated entities; and
- public reporting disclosures, record keeping, voting procedures, proxy disclosure and similar corporate governance rules and regulations.

These and other requirements are intended to provide benefits and/or protections to security holders of investment companies. Because we and our subsidiaries do not expect to be subject to these requirements, you will not be entitled to these benefits or protections. It is our policy to operate in a manner that will not require us to register as an investment company, and we do not expect or intend to register as an “investment company” under the Investment Company Act.

We do not expect that we, the Operating Partnership, or other subsidiaries will be an investment company because we intend to ensure that holdings of investment securities by each such entity will not exceed 40% of the total assets of that entity and that no such entity holds itself out as being engaged primarily in the business of investing in securities. If an entity were to hold investment securities having a value exceeding 40% of the value of the entity’s total assets, and no other exclusion from registration was available, that entity might be required to register as an investment company. In order to avoid such a result, we, the Operating Partnership, or a subsidiary may be unable to sell assets we would otherwise want to sell or may need to sell assets we would otherwise wish to retain. In addition, we may also have to forgo opportunities to acquire certain investments or interests in companies or entities that we would otherwise want to acquire, or acquire assets we might otherwise not select for purchase.

If Hines Global, the Operating Partnership or any subsidiary owns assets that qualify as “investment securities” and the value of such assets exceeds 40% of the value of its total assets, the entity would be deemed to be an investment company absent another exclusion from the Investment Company Act. Certain of the subsidiaries that we may form in the future could seek to rely upon the exclusion provided by Section 3(c)(5)(C) of that Act, which is available for, among other things, entities “primarily engaged in the business of purchasing or otherwise acquiring mortgages and other

liens on and interests in real estate.” This exclusion, as interpreted by the staff of the SEC, generally requires that at least 55% of an entity’s portfolio be comprised of qualifying interests and the remaining 45% of the entity’s portfolio be comprised primarily of real estate-type interests (as such terms have been interpreted by the staff of the SEC). SEC staff no-action letters have indicated that the foregoing real estate-type interests test will be met if at least 25% of such entity’s assets are invested in real estate-type interests, which threshold is subject to reduction to the extent that the entity invested more than 55% of its total assets in qualifying interests, and no more than 20% of such entity’s total assets are invested in miscellaneous investments. Qualifying interests for this purpose include actual interests in real estate, certain mortgage loans and other assets as interpreted in a manner consistent with SEC staff guidance. We intend to treat the following as real estate-type interests: non-agency RMBS; CMBS, debt and equity securities of companies primarily engaged in real estate businesses; agency partial pool certificates and securities issued by pass-through entities of which substantially all of the assets consist of qualifying interests; and/or real estate-related assets. Due to the factual nature of this test, we, the Operating Partnership, or a subsidiary may be unable to sell assets we would otherwise want to sell or may need to sell assets we would otherwise wish to retain, if we deem it necessary to remain in compliance with the foregoing standards. In addition, we may have to forgo opportunities to acquire certain investments or interests in companies or entities that we would otherwise want to acquire, or acquire assets we might otherwise not select for purchase, if we deem it necessary to remain in compliance with the foregoing standards.

In addition, we, the Operating Partnership and/or our subsidiaries may rely upon other exclusions, including the exclusion provided by Section 3(c)(6) of the Investment Company Act (which excludes, among other things, parent entities whose primary business is conducted through majority-owned subsidiaries relying upon the exclusion provided by Section 3(c)(5)(C) (discussed above)), from the definition of an investment company and the registration requirements under the Investment Company Act.

There can be no assurance that the laws and regulations governing the Investment Company Act status of REITs (and/or their subsidiaries), including actions by the SEC or its staff providing more specific or different guidance regarding these exclusions, will not change in a manner that adversely affects our operations. For example, on August 31, 2011, the SEC issued a concept release requesting comments regarding a number of matters relating to the exclusion provided by Section 3(c)(5)(C) of the Investment Company Act, including the nature of assets that qualify for purposes of the exclusion and whether mortgage REITs should be regulated in a manner similar to investment companies. To the extent that the SEC or the SEC staff provides more specific guidance regarding any of the matters bearing upon the exclusions discussed above or other exclusions from the definition of an investment company under the Investment Company Act upon which we may rely, we may be required to change the way we conduct our business or adjust our strategy accordingly. Any additional guidance from the SEC staff could provide additional flexibility to us, or it could further inhibit our ability to pursue the strategies we have chosen. If we meet the definition of an investment company under the Investment Company Act and we fail to qualify for an exclusion therefrom, our ability to use leverage and other business strategies would be substantially reduced. Our business will be materially and adversely affected if we fail to qualify for an exclusion from regulation under the Investment Company Act.

If Hines Global or the Operating Partnership is required to register as an investment company under the Investment Company Act, the additional expenses and operational limitations associated with such registration may reduce your investment return or impair our ability to conduct our business as planned.

If we become an investment company or are otherwise required to register as an investment company, we might be required to revise some of our current policies, or substantially restructure our business, to comply with the Investment Company Act. This would likely require us to incur the expense and delay of holding a stockholder meeting to vote on proposals for such changes. Further, if we were required to register as an investment company, but failed to do so, we would be prohibited from engaging in our business, criminal and civil actions could be brought against us, some of our contracts might be unenforceable, unless a court were to direct enforcement, and a court could appoint a receiver to take control of us and liquidate our business.

If we internalize our management functions, we could incur adverse effects on our business and financial condition, including significant costs associated with becoming and being self-managed and the percentage of our outstanding common stock owned by our stockholders could be reduced.

If we seek to list our shares on an exchange as a way of providing our stockholders with a liquidity event, we may consider internalizing the functions performed for us by our Advisor. An internalization could take many forms, for example, we may hire our own group of executives and other employees or we may acquire our Advisor or its respective assets including its existing workforce. Any internalization could result in significant payments, including in the form of our stock, to the owners of our Advisor as compensation, which could reduce the percentage ownership of our then existing stockholders and concentrate ownership in Hines. In addition, there is no assurance that internalizing our management functions will be beneficial to us and our stockholders. For example, we may not realize the perceived benefits because of: (i) the costs of being self-managed; (ii) our inability to effectively integrate a new staff of managers and employees; or (iii) our inability to properly replicate the services provided previously by our Advisor or its affiliates. Additionally, internalization transactions have also, in some cases, been the subject of litigation and even if these claims are without merit, we could be forced to spend significant amounts of money defending claims which would reduce the amount of funds available for us to invest in real estate investments or to pay distributions. In connection with any such internalization transaction, a special committee consisting of our independent directors will be appointed to evaluate the transaction and to determine whether a fairness opinion should be obtained.

Risks Related to Potential Conflicts of Interest

We compete with affiliates of Hines for real estate investment opportunities and some of these affiliates have preferential rights to accept or reject certain investment opportunities in advance of our right to accept or reject such opportunities.

Hines has existing real estate joint ventures, funds and programs, which we collectively refer to as real estate investment vehicles, with investment objectives and strategies similar to ours. Because we compete with these real estate investment vehicles for investment opportunities, Hines faces conflicts of interest in allocating investment opportunities between us and these other real estate investment vehicles. We have limited rights to specific investment opportunities located by Hines. Some of these entities have a priority right over other Hines real estate investment vehicles, including us, to accept investment opportunities that meet certain defined investment criteria. Because we and other Hines real estate investment vehicles rely on Hines to present us with investment opportunities, these rights will reduce our investment opportunities. Please see “Conflicts of Interest—Competitive Activities of Hines and its Affiliates” for a description of some of these entities and priority rights. We therefore may not be able to invest in, or we may only invest indirectly with or through another Hines affiliated real estate investment vehicle in, certain investments we otherwise would make directly. To the extent we invest in opportunities with another real estate investment vehicles affiliated with Hines, we may not have the control over such investment we would otherwise have if we owned all of or otherwise controlled such assets.

We do not have priority rights to specific investment opportunities located by Hines. Our right to participate in Hines’ investment allocation process will terminate if we are no longer advised by an affiliate of Hines. For investment opportunities not covered by this allocation procedure, Hines will decide in its discretion, subject to any priority rights it grants or has granted to other Hines-managed or otherwise affiliated real estate investment vehicles, how to allocate such opportunities among us, Hines and other real estate investment vehicles. Because we do not have a right to accept or reject any investment opportunities before Hines or one or more Hines real estate investment vehicles have the right to accept such opportunities, and are otherwise subject to Hines’ discretion as to the investment opportunities we will receive, we may not be able to review and/or invest in opportunities which we would otherwise pursue if we were the only real estate investment vehicle sponsored by Hines or had a priority right in regard to such investments. We are subject to the risk that, as a result of the conflicts of interest between Hines, us and other real estate investment vehicles sponsored or managed by or affiliated with Hines, and the priority rights Hines has granted or may in the future grant to any such other real estate investment vehicles, we may not be offered favorable investment opportunities located by Hines when it would otherwise be in our best interest to accept such investment opportunities, and our business, results of operations, cash flows and financial condition and our ability to make distributions to you and the value of your investment may be adversely impacted thereby.

We may compete with other investment vehicles affiliated with Hines for tenants.

Hines and its affiliates are not prohibited from engaging, directly or indirectly, in any other business or from possessing interests in any other business venture or ventures, including businesses and ventures involved in the acquisition, development, ownership, management, leasing or sale of real estate projects. Hines or its affiliates own and/or manage properties in most, if not all, geographical areas in which we expect to acquire interests in real estate assets. Therefore, our properties may compete for tenants with other properties owned and/or managed by Hines and its affiliates. Hines may face conflicts of interest when evaluating tenant opportunities for our properties and other properties owned and/or managed by Hines and its affiliates and these conflicts of interest may have a negative impact on our ability to attract and retain tenants. Please see “Conflicts of Interest—Competitive Activities of Hines and its Affiliates” for a description of these conflicts of interest.

Employees of our Advisor and Hines will face conflicts of interest relating to time management and allocation of resources and investment opportunities.

We do not have employees. Pursuant to a contract with Hines, we rely on employees of Hines and its affiliates to manage and operate our business and they are contractually bound to devote the time and attention reasonably necessary to conduct our business in an appropriate manner. Our officers and the officers and employees of our Advisor, Hines and its affiliates hold similar positions in numerous entities and they may from time to time allocate more of their time to service the needs of such entities than they allocate to servicing our needs. Hines is not restricted from acquiring, developing, operating, managing, leasing or selling real estate through entities other than us and Hines will continue to be actively involved in real estate operations and activities other than our operations and activities. Hines currently controls and/or operates other entities that own properties in many of the markets in which we will seek to invest. Hines spends a material amount of time managing these properties and other assets unrelated to our business. We lack the ability to manage it without the time and attention of Hines’ employees. We encourage you to read the “Conflicts of Interest” section of this prospectus for a further discussion of these topics.

Hines and its affiliates are general partners and sponsors of other real estate investment vehicles having investment objectives and legal and financial obligations similar to ours. Because Hines and its affiliates have interests in other real estate investment vehicles and also engage in other business activities, they may have conflicts of interest in allocating their time and resources among our business and these other activities. Our officers and directors, as well as those of our Advisor, own equity interests in entities affiliated with Hines from which we may buy properties. These individuals may make substantial profits in connection with such transactions, which could result in conflicts of interest. Likewise, such individuals could make substantial profits as the result of investment opportunities allocated to entities affiliated with Hines other than us. As a result of these interests, they could pursue transactions that may not be in our best interest.

Hines may face conflicts of interest if it sells properties it acquires or develops to us.

We may in the future acquire properties from Hines and affiliates of Hines. We may acquire properties Hines currently owns or hereafter acquires from third parties. Hines may also develop properties and then sell the completed properties to us. Similarly, we may provide development loans to Hines in connection with these developments. Hines, its affiliates and its employees (including our officers and directors) may make substantial profits in connection with such transactions. We must follow certain procedures when purchasing assets from Hines and its affiliates. Please see “Conflicts of Interest—Certain Conflict Resolution Procedures” below. Hines may owe fiduciary and/or other duties to the selling entity in these transactions and conflicts of interest between us and the selling entities could exist in such transactions. Because we are relying on Hines, these conflicts could result in transactions based on terms that are less favorable to us than we would receive from a third party.

Our Advisor faces a conflict of interest because the fees it receives for services performed are based in part on our NAV, which our Advisor is ultimately responsible for determining.

Our Advisor is paid an asset management fee for its services based on our NAV, which is calculated based in part on information provided by our Advisor. In addition, the distributions to be received by our Advisor with respect to its performance participation interest in the Operating Partnership will be based in part upon the Operating Partnership's net assets (which is a component of our NAV). The calculation of our NAV includes certain subjective judgments with respect to estimating, for example, the value of our portfolio and our accrued expenses, net portfolio income and liabilities, and therefore, our NAV may not correspond to realizable value upon a sale of those assets. Our Advisor may benefit by us retaining ownership of our assets at times when our stockholders may be better served by the sale or disposition of our assets in order to avoid a reduction in our NAV. If our NAV is calculated in a way that is not reflective of our actual NAV, then the purchase price of shares of our common stock or the price paid for the redemption of your shares of common stock on a given date may not accurately reflect the value of our portfolio, and your shares may be worth less than the purchase price or more than the redemption price.

Our Advisor's asset management fee and the performance participation allocation may not create proper incentives or may induce our Advisor and its affiliates to make certain investments, including speculative investments, that increase the risk of our real estate portfolio.

We pay our Advisor an asset management fee regardless of the performance of our portfolio. Our Advisor's entitlement to an asset management fee, which is not based upon performance metrics or goals, might reduce its incentive to devote its time and effort to seeking investments that provide attractive risk-adjusted returns for our portfolio. We may be required to pay our Advisor an asset management fee in a particular period despite experiencing a net loss or a decline in the value of our portfolio during that period.

The existence of the 12.5% performance participation interest in our Operating Partnership to which our Advisor is entitled, which is based on our total distributions plus the change in NAV per share, may create an incentive for our Advisor to make riskier or more speculative investments on our behalf than it would otherwise make in the absence of such performance-based compensation. For example, our Advisor may be incentivized to recommend a riskier hedging or derivative transaction than it would otherwise recommend because it may materially increase the probability that our Advisor will receive the performance participation allocation or our Advisor may oppose a hedging or derivative transaction that may otherwise benefit the Company because executing the transaction may make it more likely that our Advisor will not earn the performance participation allocation. In addition, the change in NAV per share will be based on the value of our investments on the applicable measurement dates and not on realized gains or losses. As a result, our Advisor may receive distributions based on unrealized gains in certain assets at the time of such distributions and such gains ultimately may not be realized when those assets are eventually disposed of.

Our Dealer Manager may face conflicts of interest caused by compensation arrangements with us, which could result in actions that are not in your best interest.

Our Dealer Manager will be paid ongoing distribution and stockholder servicing fees with respect to Class T shares, Class S shares and Class D shares until the earliest to occur of several events, including a listing of our common shares and a merger or consolidation with or into another entity, or the sale or other disposition of all or substantially all of our assets, which may incentivize our Advisor not to recommend a listing, sale, merger or other liquidity event until our Dealer Manager has been paid all distribution and stockholder servicing fees, because the completion of such transactions would cause the payment of such fees to our Dealer Manager to cease.

Hines may face conflicts of interest in connection with the management of our day-to-day operations and in the enforcement of agreements between Hines and its affiliates.

Hines and our Advisor manage our day-to-day operations and properties pursuant to an advisory agreement. This agreement was not negotiated at arm's length and certain fees payable by us under such agreement are paid regardless of our performance. Hines and its affiliates may encounter conflicts of interest with respect to position as to matters relating to this agreement. Areas of potential conflict include the computation of fees and reimbursements under such agreements, the enforcement, renewal and/or termination of the agreements and the priority of payments to third parties as opposed to amounts paid to affiliates of Hines. These fees may be higher than fees charged by third parties in an arm's-length transaction as a result of these conflicts.

Certain of our officers and directors face conflicts of interest relating to the positions they hold with other entities.

All of our officers and non-independent directors are also officers and directors of our Advisor and/or other entities controlled by Hines. Some of these entities may compete with us for investment and leasing opportunities. These personnel owe fiduciary duties to these other entities and their security holders and these duties may from time to time conflict with the fiduciary duties such individuals owe to us and our stockholders. For example, conflicts of interest adversely affecting our investment decisions could arise in decisions or activities related to:

- the allocation of new investments among us and other entities operated by Hines;
- the allocation of time and resources among us and other entities operated by Hines;
- the timing and terms of the investment in or sale of an asset;
- investments with Hines and affiliates of Hines;

- the compensation paid to our Advisor; and
- our relationship with Hines in the management of our properties.

These conflicts of interest may also be impacted by the fact that such individuals may have compensation structures tied to the performance of such other entities controlled by Hines and these compensation structures may potentially provide for greater remuneration in the event an investment opportunity is presented to a Hines affiliate rather than us.

Our officers and directors have limited liability.

Generally, we are obligated under our charter to indemnify our officers and directors against certain liabilities incurred in connection with their services. We enter into indemnification agreements with each of our officers and directors pursuant to which we generally agree to indemnify our officers and directors for any such liabilities that they incur. These indemnification agreements, as well as the indemnification provisions in our charter, could limit our ability and the ability of our stockholders to effectively take action against our officers and directors arising from their service to us. In addition, there could be a potential reduction in distributions resulting from our payment of premiums associated with insurance or payments of a defense, settlement or claim. You should read the section of this prospectus under the caption “Management—Limited Liability and Indemnification of Directors, Officers, Employees and Other Agents” for more information about the indemnification of our officers and directors.

Our UPREIT structure may result in potential conflicts of interest.

Persons holding OP Units have the right to vote on certain amendments to the Agreement of Limited Partnership of the Operating Partnership, as well as on certain other matters. Persons holding such voting rights may exercise them in a manner that conflicts with the interests of our stockholders. As general partner of the Operating Partnership, we will be obligated to act in a manner that is in the best interest of all partners of the Operating Partnership. Circumstances may arise in the future when the interests of limited partners in the Operating Partnership may conflict with the interests of our stockholders.

Risks Related to Taxes

If we fail to qualify as a REIT, our operations and our ability to pay distributions to our stockholders would be adversely impacted.

We believe that we qualify as a REIT under the Code. A REIT generally is not taxed at the corporate level on income that it currently distributes to its stockholders. Qualification as a REIT involves the application of highly technical and complex rules for which there are only limited judicial or administrative interpretations. The determination of various factual matters and circumstances not entirely within our control may affect our ability to continue to qualify as a REIT. In addition, new legislation, regulations, administrative interpretations or court decisions could significantly change the tax laws with respect to qualification as a REIT or the U.S. federal income tax consequences of such qualification. See “Material U.S. Federal Income Tax Considerations—Requirements for Qualification as a REIT.”

If we were to fail to qualify as a REIT in any taxable year:

- we would not be allowed to deduct our distributions to our stockholders when computing our taxable income;
- we would be subject to federal income tax on our taxable income at regular corporate rates;
- we would be disqualified from being taxed as a REIT for the four taxable years following the year during which qualification was lost, unless entitled to relief under certain statutory provisions;
- our cash available for distribution would be reduced and we would have less cash to distribute to our stockholders; and
- we might be required to borrow additional funds or sell some of our assets in order to pay corporate tax obligations we may incur as a result of our disqualification.

See “Material U.S. Federal Income Tax Considerations—Requirements for Qualification as a REIT” and “—Failure to Qualify as a REIT.”

We may be required to defer repatriation of cash from foreign jurisdictions in order to qualify as a REIT.

Investments in foreign real property may be subject to foreign currency gains and losses. Certain foreign currency gains will generally be excluded from income for purposes of determining our compliance with one or both of the REIT gross income tests; however, under certain circumstances (for example, if we regularly trade in foreign securities) such gains will be treated as non-qualifying income. To reduce the risk of foreign currency gains adversely affecting our REIT qualification, we may be required to defer the repatriation of cash from foreign jurisdictions or to employ other structures that could affect the timing, character or amount of income we receive from our foreign investments. No assurance can be given that we will be able to manage our foreign currency gains in a manner that enables us to qualify as a REIT or to avoid U.S. federal income and other taxes on our income as a result of foreign currency gains. See “Material U.S. Federal Income Tax Considerations—Gross Income Tests” and “—Foreign Currency Gain.”

If the Operating Partnership is classified as a “publicly traded partnership” under the Code, our operations and our ability to pay distributions to you could be adversely affected.

We believe that the Operating Partnership will be treated as a partnership, and not as an association or a publicly traded partnership for U.S. federal income tax purposes. In this regard, the Code generally classifies “publicly traded partnerships” (as defined in Section 7704 of the Code) as associations taxable as corporations (rather than as partnerships), unless substantially all of their taxable income consists of specified types of passive income. In order to minimize the risk that the Code would classify the Operating Partnership as a “publicly traded partnership” for tax purposes, we placed certain restrictions on the transfer and/or repurchase of partnership units in the Operating Partnership. However, if the IRS successfully determines that the Operating Partnership should be taxed as a corporation, the Operating Partnership would be required to pay U.S. federal income tax at corporate rates on its net income, its partners would be treated as stockholders of the Operating Partnership and distributions to partners would constitute non-deductible distributions in computing the Operating Partnership’s taxable income. In addition, we could fail to qualify as a REIT and the imposition of a corporate tax on the Operating Partnership would reduce the amount of cash available for distribution to you. See “Material U.S. Federal Income Tax Considerations—Tax Aspects of Our Investments in Our Operating Partnership.”

Distributions to tax-exempt investors may be classified as unrelated business taxable income.

Neither ordinary nor capital gain distributions with respect to our common shares nor gain from the sale of common shares should generally constitute unrelated business taxable income to a tax-exempt investor. However, there are certain exceptions to this rule. In particular:

- part of the income and gain recognized by certain qualified employee pension trusts with respect to our common shares may be treated as unrelated business taxable income if our stock is predominately held by qualified employee pension trusts, we are required to rely on a special look through rule for purposes of meeting the REIT stock ownership tests, and we are not operated in such a manner as to otherwise avoid treatment of such income or gain as unrelated business taxable income;
- part of the income and gain recognized by a tax exempt investor with respect to our common shares would constitute unrelated business taxable income if such investor incurs debt in order to acquire the common shares; and
- part or all of the income or gain recognized with respect to our common shares by social clubs, voluntary employee benefit associations and supplemental unemployment benefit trusts and qualified group legal services plans which are exempt from federal income taxation under Sections 501(c)(7), (9), or (17) of the Code may be treated as unrelated business taxable income.

See “Material U.S. Federal Income Tax Considerations—Treatment of Tax-Exempt Stockholders.”

Stockholders who participate in the distribution reinvestment plan may realize taxable income without receiving cash distributions.

If you participate in the distribution reinvestment plan, you will be required to take into account, in computing your taxable income, ordinary and capital gain dividends allocable to shares you own, even though you receive no cash because such distributions are reinvested. In addition, the difference between the public offering price of our shares and the transaction price paid for shares purchased pursuant to the distribution reinvestment plan may be deemed to be taxable as income to participants in the plan. See “Description of Capital Stock—Distribution Reinvestment Plan.”

Foreign investors may be subject to the Foreign Investment in Real Property Tax Act (“FIRPTA”) on sale of common shares if we are unable to qualify as a “domestically controlled” REIT.

A foreign person disposing of a U.S. real property interest, including shares of a U.S. corporation whose assets consist principally of U.S. real property interests, is generally subject to tax under FIRPTA on the gain recognized on such disposition. FIRPTA does not apply, however, to the disposition of stock in a REIT if the REIT is “domestically controlled.” In addition, FIRPTA will apply if we make a distribution that is attributable to gain recognized by us on a disposition of a U.S. real property interest, even if we are domestically controlled, except with respect to “qualified foreign pension plans”. A REIT is “domestically controlled” if less than 50% of the REIT’s capital stock, by value, has been owned, directly and indirectly, by persons who are not U.S. persons during a continuous five-year period ending on the date of disposition or, if shorter, during the entire period of the REIT’s existence.

We cannot assure you that we will qualify as a “domestically controlled” REIT. If we were to fail to so qualify, gains realized by foreign investors other than “qualified foreign pension plans” and foreign governments on a sale of our common shares would be subject to tax under FIRPTA (unless our common shares were traded on an established securities market and the foreign investor did not at any time during a specified testing period directly or indirectly own more than 10% of the value of our outstanding common shares). Our common shares are not currently traded on an established securities market. See “Material U.S. Federal Income Tax Considerations—Taxation of Non-U.S. Stockholders.”

In certain circumstances, we may be subject to federal, state, and local or foreign income or other taxes, which would reduce our cash available to pay distributions to our stockholders.

Even if we qualify and maintain our status as a REIT, we may be subject to certain federal, state, local or foreign, income or other taxes. For example, if we have net income from a “prohibited transaction,” such income will be subject to a 100% tax. We may not be able to make sufficient distributions to avoid paying federal income tax and/or the 4% excise tax that applies to certain income retained by a REIT. We may also decide to retain gain that we recognize from the sale or other disposition of our properties and pay income tax directly on such gain. In that event, our

stockholders would be treated as if they earned that gain and paid the tax on it directly. However, stockholders that are tax-exempt, such as charities or qualified pension plans, would have no benefit from their deemed payment of such tax liability. We may also be subject to state and local taxes on our income or property, either directly or at the level of the Operating Partnership or of other entities through which we indirectly own our assets. Any taxes that we pay will reduce our cash available for distribution to you. See “Material U.S. Federal Income Tax Considerations—Taxation of our Company.”

We have entered, and may continue to enter, into certain hedging transactions which may have a potential impact on our REIT status.

We have entered into hedging transactions with respect to certain of our activities and may continue to enter into similar transactions in the future. Our hedging activities may include entering into interest rate and/or foreign currency swaps, caps and floors, options to purchase these items, and futures and forward contracts. The gross income tests applicable to REITs generally exclude any income or gain from a hedging or similar transaction entered into by the REIT primarily to manage the risk of interest rate, price changes or currency fluctuations with respect to borrowings made or to be made to acquire or carry real estate assets or to manage the risk of currency fluctuations with respect to an item of income or gain that would be qualifying income under the 75% or 95% gross income test (or any property which generates such income or gain), provided that we properly identify such hedges and other transactions in the manner required by the Code and regulations. To the extent that we do not properly identify such transactions as hedges or we hedge with other types of financial instruments, or hedge asset values or other types of indebtedness, the income from those transactions is likely to be treated as non-qualifying income for purposes of the gross income tests and may affect our ability to qualify as a REIT. See “Material U.S. Federal Income Tax Considerations—Gross Income Tests” for a description of the gross income tests and “—Hedging Transactions.” In addition, to the extent that our position in a hedging transaction has positive value, the instrument may be treated as a non-qualifying asset that does not qualify for purposes of the gross asset tests to which REITs are subject.

Entities through which we hold foreign real estate investments may be subject to foreign taxes, notwithstanding our status as a REIT.

Even if we maintain our status as a REIT, entities through which we hold investments in assets located outside the United States may be subject to income taxation by jurisdictions in which such assets are located. Our cash available for distribution to our stockholders will be reduced by any such foreign income taxes.

Dividends payable by REITs do not qualify for the reduced tax rates available for some dividends.

The maximum tax rate applicable to income from “qualified dividends” payable to U.S. stockholders that are individuals, trusts or estates is currently 20%. Dividends payable by REITs, however, generally are not eligible for the reduced rates. The more favorable rates applicable to regular corporate qualified dividends could cause investors who are individuals, trusts or estates to perceive investments in our common shares to be relatively less attractive than investments in the stock of non-REIT corporations that pay dividends, which could adversely affect the value of our common shares.

Recharacterization of sale-leaseback transactions may cause us to lose our REIT status.

We may purchase real properties and lease them back to the sellers of such properties. We will use commercially reasonable efforts to structure any such sale-leaseback transaction such that the lease will be characterized as a “true lease,” thereby allowing us to be treated as the owner of the property for U.S. federal income tax purposes, but cannot assure you that the IRS will not challenge such characterization. In the event that any such sale-leaseback transaction is challenged and recharacterized as a financing transaction or loan for U.S. federal income tax purposes, deductions for depreciation relating to such property would be disallowed. We might fail to satisfy the REIT qualification “asset tests” or the “income tests” and, consequently, lose our REIT status effective with the year of recharacterization if a sale-leaseback transaction were so recharacterized. Alternatively, the amount of our REIT taxable income could be recalculated which might also cause us to fail to meet the distribution requirement for a taxable year.

Investments in other REITs and real estate partnerships could subject us to the tax risks associated with the tax status of such entities.

We may invest in the securities of other REITs and real estate partnerships. Such investments are subject to the risk that any such REIT or partnership may fail to satisfy the requirements to qualify as a REIT or a partnership, as the case may be, in any given taxable year. In the case of a REIT, such failure would subject such entity to taxation as a corporation. Failure to qualify as a REIT may require such REIT to incur indebtedness to pay its tax liabilities, may reduce its ability to make distributions to us, and may render it ineligible to elect REIT status prior to the fifth taxable year following the year in which it fails to so qualify. In the case of a partnership, such failure could subject such partnership to an entity level tax and reduce the entity’s ability to make distributions to us. In addition, such failures could, depending on the circumstances, jeopardize our ability to qualify as a REIT.

Complying with the REIT requirements may cause us to forgo otherwise attractive opportunities.

To qualify as a REIT for U.S. federal income tax purposes, we must continually satisfy tests concerning, among other things, the sources of our income, the nature and diversification of our assets, the amounts we distribute to our stockholders and the ownership of shares of our common stock. We may be required to forgo otherwise attractive investments or make distributions to stockholders at disadvantageous times or when we do not have funds readily available for distribution. Thus, compliance with the REIT requirements may hinder our ability to operate solely on the basis of maximizing profits. See “Material U.S. Federal Income Tax Considerations—Requirements for Qualification as a REIT.”

Complying with the REIT requirements may force us to liquidate otherwise attractive investments.

We must ensure that at the end of each calendar quarter, at least 75% of the value of our assets consists of cash, cash items, government securities and qualified real estate assets in order to ensure our qualification as a REIT. The remainder of our investments (other than governmental securities and qualified real estate assets) generally cannot include more than 10% of the outstanding voting securities of any one issuer or more than 10% of the total value of the outstanding securities of any one issuer. In addition, in general, no more than 5% of the value of our assets (other than government securities and qualified real estate assets) can consist of the securities of any one issuer, and no more than 20% (the limit was 25% prior to January 1, 2018) of the value of our total assets can be represented by securities of one or more taxable REIT subsidiaries. If we fail to comply with these requirements at the end of any calendar quarter, we must correct such failure within 30 days after the end of the calendar quarter in order to avoid losing our REIT status and suffering adverse tax consequences. As a result, we may be required to liquidate otherwise attractive investments. See “Material U.S. Federal Income Tax Considerations—Requirements for Qualification as a REIT” and “—Asset Tests.”

The failure of a mezzanine loan or any other loan which is not secured by a mortgage on real property to qualify as a real estate asset could adversely affect our ability to qualify as a REIT.

The IRS has issued Revenue Procedure 2003-65, which provides a safe harbor pursuant to which a mezzanine loan that is secured by interests in a pass-through entity will be treated by the IRS as a real estate asset for purposes of the REIT tests, and interest derived from such loan will be treated as qualifying mortgage interest for purposes of the REIT 75% income test. Although the Revenue Procedure provides a safe harbor on which taxpayers may rely, it does not prescribe rules of substantive tax law. We may make investments in loans secured by interests in pass-through entities in a manner that complies with the various requirements applicable to our qualification as a REIT. To the extent, however, that any such loans do not satisfy all of the requirements for reliance on the safe harbor set forth in the Revenue Procedure, there can be no assurance that the IRS will not challenge the tax treatment of such loans, which could jeopardize our ability to qualify as a REIT. Similarly any other loan which we make which is not secured by a mortgage on real property may fail to qualify as a real estate asset for purposes of the REIT qualification tests and therefore could adversely affect our ability to qualify as a REIT.

Legislative or regulatory action could adversely affect us and/or our investors.

In recent years, numerous legislative, judicial and administrative changes have been made to the U.S. federal income tax laws applicable to investments in real estate and REITs, including the passage of the Tax Cuts and Jobs Act of 2017. Federal legislation intended to ameliorate the economic impact of the COVID-19 pandemic, the Coronavirus Aid, Relief and Economic Security Act, or the CARES Act, has been enacted that makes technical corrections to, or modifies on a temporary basis, certain of the provisions of the Tax Cut and Jobs Act of 2017, and it is possible that additional such legislation may be enacted in the future. The full impact of the Tax Cuts and Jobs Act of 2017 and the CARES Act may not become evident for some period of time. In addition, there can be no assurance that future changes to the U.S. federal income tax laws or regulatory changes will not be proposed or enacted that could impact our business and financial results. The REIT rules are constantly under review by persons involved in the legislative process and by the Internal Revenue Service and the U.S. Treasury Department, which may result in revisions to regulations and interpretations in addition to statutory changes. If enacted, certain of such changes could have an adverse impact on our business and financial results. We cannot predict whether, when or to what extent any new U.S. federal tax laws, regulations, interpretations or rulings will impact the real estate investment industry or REITs. Although REITs generally receive better tax treatment than entities taxed as regular corporations, it is possible that future legislation would result in a REIT having fewer tax advantages, and it could become more advantageous for a company that invests in real estate to elect to be treated for U.S. federal income tax purposes as a regular corporation. As a result, our charter provides our board of directors with the power, under certain circumstances, to revoke or otherwise terminate our REIT election and cause us to be taxed as a regular corporation, without your vote or the vote of our other stockholders.

We urge you to consult with your own tax advisor with respect to the status of the Tax Act and other legislative, regulatory or administrative developments and proposals and their potential effect on an investment in shares of our common stock.

Risks Related to ERISA

If our assets are deemed to be plan assets under ERISA, we, our Advisor and the fiduciaries of investing ERISA plans may be exposed to liabilities under Title I of ERISA and the Internal Revenue Code.

In some circumstances where an ERISA plan holds an interest in an entity, an undivided interest in the assets of the entity attributable to that interest are deemed to be ERISA plan assets unless an exception applies. This is known as the “look-through rule.” Under those circumstances, the obligations and other responsibilities of plan sponsors, plan fiduciaries and plan administrators, and of parties in interest and disqualified persons, under Title I of ERISA and Section 4975 of the Code, as applicable, may be applicable, and there may be liability under these and other provisions of ERISA and the Code. We believe that our assets should not be treated as plan assets because the shares should qualify as “publicly-offered securities” that are exempt from the look-through rules under applicable regulations of the U.S. Department of the Treasury, because we have 100 stockholders that are independent of us and one another. We note, however, that because certain limitations are imposed upon the transferability of shares so that we may qualify as a REIT, and perhaps for other reasons, it is possible that this exemption may not apply. If that is the case, and if our Advisor or we are exposed to liability under ERISA or the Code, our performance and results of operations could be adversely affected. In addition, if that were the case, an investment in our common shares might constitute an ineffective delegation of fiduciary responsibility to our Advisor, and expose the fiduciary of the benefit plan to co-fiduciary liability under ERISA for any breach by our Advisor of the fiduciary duties mandated under ERISA. If our Advisor or we are exposed to liability under ERISA or the Code, our performance and results of operations could be adversely affected. Prior to

making an investment in us, potential investors should consult with their legal and other advisors concerning the impact of ERISA and the Code on such investors' investment and our performance.

See "ERISA Considerations" for a more complete discussion of the foregoing issues and other risks associated with an investment in our common shares by retirement plans.

There are special considerations that apply to pension or profit sharing trusts or individual retirement accounts, or IRAs, investing in our common stock.

If you are investing the assets of an IRA, pension, profit sharing, 401(k), Keogh or other qualified retirement plan, you should satisfy yourself that:

- your investment is consistent with your fiduciary obligations under ERISA and the Code;
- your investment is made in accordance with the documents and instruments governing your plan or IRA, including your plan's investment policy;
- your investment satisfies the prudence and diversification requirements of Sections 404(a)(1)(B) and 404(a)(1)(C) of ERISA;
- your investment will not impair the liquidity of the plan or IRA;
- your investment will not produce "unrelated business taxable income" for the plan or IRA;
- you will be able to value the assets of the plan annually in accordance with ERISA requirements; and
- your investment will not constitute a prohibited transaction under Section 406 of ERISA or Section 4975 of the Code.

See "ERISA Considerations" for a more complete discussion of the foregoing issues and other risks associated with an investment in shares of our common stock by retirement plans.

SPECIAL NOTE REGARDING FORWARD-LOOKING STATEMENTS

This prospectus includes certain statements that may be deemed forward-looking statements within the meaning of Section 27A of the Securities Act of 1933, as amended, or the Securities Act, and Section 21E of the Securities Exchange Act of 1934, as amended, or the Exchange Act. Such forward-looking statements relate to, without limitation, potential future acquisitions, economic conditions that may impact our operations, our future leverage and financial position, our future capital expenditures, future distributions, other developments and trends in the commercial real estate industry and our business strategy. Actual events or our investments and results of operations could differ materially from those expressed or implied in the forward-looking statements. Forward-looking statements are typically identified by the use of terms such as “may,” “should,” “expect,” “could,” “intend,” “plan,” “anticipate,” “estimate,” “believe,” “continue,” “predict,” “potential” or the negative of such terms and other comparable terminology.

The forward-looking statements included herein are based on our current expectations, plans, estimates, assumptions and beliefs that involve numerous risks and uncertainties. Assumptions relating to the foregoing involve judgments with respect to, among other things, future economic, competitive and market conditions and future business decisions, all of which are difficult or impossible to predict accurately and many of which are beyond our control. Any of the assumptions underlying the forward-looking statements could prove to be inaccurate. You are cautioned not to place undue reliance on any forward-looking statements included in this prospectus. All forward-looking statements are made as of the date of this prospectus and the risk exists that actual results will differ materially from the expectations expressed in this prospectus and this risk will increase with the passage of time. In light of the significant uncertainties inherent in the forward-looking statements included in this prospectus, including, without limitation, the risks set forth in the “Risk Factors” section, the inclusion of such forward-looking statements should not be regarded as a representation by us or any other person that the objectives and plans set forth in this prospectus will be achieved. All subsequent written and oral forward-looking statements attributable to us or to persons acting on our behalf are expressly qualified in their entirety by reference to these risks and uncertainties. Each forward-looking statement speaks only as of the date of the particular statement, and we undertake no obligation to publicly update or revise any forward-looking statements.

ESTIMATED USE OF PROCEEDS

The tables on the following pages set forth information about how we intend to use the proceeds raised in this offering and assume the sale of the maximum primary offering amount of \$2,000,000,000 and no sales of shares under our distribution reinvestment plan.

The tables assume that 1/4 of our gross offering proceeds are from the sale of Class T shares, 1/4 of our gross offering proceeds are from the sale of Class S shares, 1/4 of our gross offering proceeds are from the sale of Class D shares and 1/4 of our gross offering proceeds are from the sale of Class I shares. The number of shares of each class sold and the relative proportions in which the classes of shares are sold are uncertain and may differ significantly from what is shown in the tables below. We may reallocate the shares of our common stock we are offering between the primary offering and our distribution reinvestment plan. We will only use the proceeds raised in this offering for the purposes set forth in this prospectus and in a manner consistent with the investment guidelines approved by our board of directors, who serve as fiduciaries to our stockholders.

The actual amount of upfront selling commissions and dealer manager fees will vary from the estimated amounts shown in the table below because the upfront selling commissions may be reduced due to volume discounts applicable with respect to Class T shares and Class S shares. Any reduction in upfront selling commissions will be accompanied by a corresponding reduction in the Class T share and Class S share per share purchase price to the applicable stockholder, but will not affect the amounts available to us for investment. Because amounts in these tables are estimates, they may not accurately reflect the actual receipt or use of the offering proceeds.

We intend to use the net proceeds from this offering to (i) make investments in accordance with our investment strategy and policies, (ii) reduce borrowings and repay indebtedness incurred under various financing agreements we may enter into and (iii) fund redemptions under our share redemption program. Generally, our policy will be to pay distributions from cash flow from operations. However, subject to Maryland law and the discretion of our board of directors, we may choose to use cash flows from the sale of assets, borrowings, offering proceeds, or other sources to fund distributions to our stockholders.

The following table presents information regarding the use of proceeds raised in this offering with respect to Class T shares:

	Maximum Offering of \$500,000,000 in Class T Shares		
Gross Proceeds ⁽¹⁾	\$	500,000,000	100%
Upfront Selling Commissions and Dealer Manager Fees ⁽²⁾	\$	17,500,000	3.50%
Organization and Offering Expenses ⁽³⁾	\$	5,845,000	1.17%
Net Proceeds Available for Investment	\$	476,655,000	95.33%

The following table presents information regarding the use of proceeds raised in this offering with respect to Class S shares:

	Maximum Offering of \$500,000,000 in Class S Shares		
Gross Proceeds ⁽¹⁾	\$	500,000,000	100%
Upfront Selling Commissions and Dealer Manager Fees ⁽²⁾	\$	17,500,000	3.50%
Organization and Offering Expenses ⁽³⁾	\$	5,845,000	1.17%
Net Proceeds Available for Investment	\$	476,655,000	95.33%

The following table presents information regarding the use of proceeds raised in this offering with respect to Class D shares:

	Maximum Offering of \$500,000,000 in Class D Shares		
Gross Proceeds ⁽¹⁾	\$	500,000,000	100%
Upfront Selling Commissions and Dealer Manager Fees ⁽²⁾	\$	—	—
Organization and Offering Expenses ⁽³⁾	\$	5,845,000	1.17%
Net Proceeds Available for Investment	\$	494,155,000	98.83%

The following table presents information regarding the use of proceeds raised in this offering with respect to Class I shares:

	Maximum Offering of \$500,000,000 in Class I Shares	
Gross Proceeds ⁽¹⁾	\$	500,000,000 100%
Upfront Selling Commissions and Dealer Manager Fees ⁽²⁾	\$	— —
Organization and Offering Expenses ⁽³⁾	\$	5,845,000 1.17%
Net Proceeds Available for Investment	\$	494,155,000 98.83%

- (1) Gross offering proceeds include upfront selling commissions and dealer manager fees that our Dealer Manager is entitled to receive (including any amounts that may be retained by or reallocated to participating broker dealers). We intend to conduct a continuous offering of an unlimited number of shares of our common stock over an unlimited time period by filing a new registration statement prior to the end of the three-year period described in Rule 415 under the Securities Act; however, in certain states this offering is subject to annual renewals of the offering period.
- (2) For Class T shares, includes an aggregate of any combination of upfront selling commissions and dealer manager fees of up to 3.5% of gross offering proceeds from Class T shares sold in the primary offering. For Class S shares, includes upfront selling commissions of 3.5% of gross offering proceeds from Class S shares sold in the primary offering. We will also pay the following selling commissions over time as distribution and stockholder servicing fees to our Dealer Manager, subject to FINRA limitations on underwriting compensation: (a) with respect to our outstanding Class T shares and Class S shares, a distribution and stockholder servicing fee equal to up to 1.0% per annum of the aggregate NAV of our outstanding Class T shares and Class S shares, as applicable, and (b) with respect to our outstanding Class D shares, in an amount equal to up to 0.25% per annum of the aggregate NAV of our outstanding Class D shares, in each case, payable monthly. The total amount that will be paid over time for distribution and stockholder servicing fees depends on the average length of time for which shares remain outstanding, the term over which such amount is measured and the performance of our investments, and is not expected to be paid from offering proceeds. See “Plan of Distribution—Underwriting Terms—Front-End Selling Commissions and Discounts (Class T shares and Class S shares),” “—Dealer Manager Fees (Class T shares),” and “—Distribution and Stockholder Servicing Fees (Class T shares, Class S shares and Class D shares).”
- (3) We will incur, or reimburse our Advisor for our cumulative organization and offering expenses incurred by our Advisor and its affiliates in connection with our public offerings and our organization, in an amount equal to up to 2.5% of gross offering proceeds from our public offerings and our Advisor or its affiliates will be responsible for any organization and offering expenses in excess of this cap. In addition, our Advisor advanced all of our organization and offering expenses on our behalf through December 31, 2018. We will reimburse our Advisor for such advanced expenses, as well as any organization and offering expenses incurred in prior periods related to our initial public offering, ratably over the 60 months following December 31, 2018, to the extent reimbursements to our Advisor for cumulative organization and offering expenses do not exceed an amount equal to 2.5% of gross offering proceeds from our public offerings. Since December 31, 2018, we have and will continue to reimburse our Advisor for any organization and offering expenses that it incurs on our behalf as and when incurred, to the extent that aggregate reimbursements to our Advisor for cumulative organization and offering expenses do not exceed an amount equal to 2.5% of gross offering proceeds from our public offerings. Although the cap on reimbursements to our Advisor and its affiliates for cumulative organization and offering expenses is equal to 2.5% of the gross offering proceeds from our public offerings, we estimate that the total reimbursement that will be paid to our Advisor and its affiliates from the proceeds of this offering for organization and offering expenses incurred will be equal to approximately 1.17% of the maximum gross offering proceeds from the primary offering. The organization and offering expense amounts shown above represent our estimates of expenses to be incurred by us in connection with this offering. See “Management Compensation—Organization and Offering Expenses” for examples of the types of organization and offering expenses we may incur.

The aggregate amount of underwriting compensation from all sources, including upfront selling commissions, dealer manager fees, distribution and stockholder servicing fees and other underwriting compensation, will not exceed 10% of the gross proceeds from our primary offering.

MANAGEMENT

Management of Hines Global

We operate under the direction of our board of directors. Our board is ultimately responsible for the management and control of our business and operations. We have no employees and have retained our Advisor to manage our day-to-day operations, including the identification and acquisition of our properties, subject to the board's supervision. We expect to retain Hines or an affiliate of Hines to perform property management for our properties. We have retained our Dealer Manager to manage activities relating to the offering of our shares.

Our Officers and Directors

We have a total of five directors, three of whom are independent of us, our Advisor and our respective affiliates. Our full board of directors has determined that each of our independent directors is independent within the meaning of (i) the applicable provisions set forth in our charter, (ii) the applicable requirements set forth in the Exchange Act, and the applicable SEC rules, and (iii) although our shares are not listed on the New York Stock Exchange, or NYSE, the independence rules set forth in the NYSE Listed Company Manual. Our board applies the NYSE rules governing independence as part of its policy of maintaining strong corporate governance practices.

Other than our independent directors, each of our officers and directors is affiliated with Hines and subject to conflicts of interest. Please see "Conflicts of Interest" and "Risk Factors—Risks Related to Potential Conflicts of Interest." As described below, because of the inherent conflicts of interest existing as the result of these relationships, our independent directors monitor the performance of all Hines affiliates performing services for us, and these board members have a fiduciary duty to act in the best interests of our stockholders in connection with our relationships with Hines affiliates. However, we cannot assure you that our independent directors will be successful in eliminating, or decreasing the impact of the risks resulting from, the conflicts of interest we face with Hines and its affiliates. Indeed, our independent directors will not monitor or approve all decisions made by Hines that impact us, such as the allocation of investment opportunities.

The following sets forth information about our directors and our executive officers:

Name	Age	Position and Office with Hines Global
Jeffrey C. Hines	66	Chief Executive Officer, Director and Chairman of the Board of Directors
Humberto "Burt" Cabañas	73	Independent Director
Dougal A. Cameron	63	Independent Director
John O. Niemann, Jr.	64	Independent Director
David L. Steinbach	44	Director
Alfonso J. Munk	47	President and Chief Investment Officer—Americas
Alex Knapp	43	Chief Investment Officer—Europe
Janice E. Walker	48	Chief Operating Officer
J. Shea Morgenroth	46	Chief Financial Officer
A. Gordon Findlay	46	Chief Accounting Officer, Treasurer and Secretary

Jeffrey C. Hines. Mr. Hines joined Hines in 1982. Mr. Hines is the owner, Chairman and CEO of Hines and has served as Chairman of our board and Chairman of the managers of the general partner of our Advisor since July 2013. Mr. Hines has served as our CEO and as the CEO of the general partner of our Advisor since December 31, 2019. Mr. Hines has also served as a trustee and Chief Executive Officer of HGR Liquidating Trust since June 2020. From December 2008 to June 2020, Mr. Hines served as the Chairman of the Board of Hines Global REIT Inc. ("Hines Global REIT"). In addition, Mr. Hines has served as the Chairman of the managers of the general partner of Hines Global Advisors, LP ("HGALP"), which serves as the external advisor to HGR Liquidating Trust and previously served as the external advisor to Hines Global REIT. Additionally, Mr. Hines served as the Chairman of the Board of Hines REIT and the Chairman of the managers of the general partner of Hines Advisors Limited Partnership, the advisor to Hines REIT, from August 2003 through the liquidation and dissolution of Hines REIT in August 2018. He also served as a member of the management board of Core Fund, from August 2003 through the liquidation and dissolution of the Core Fund in December 2018. As the President and CEO of Hines, he is responsible for overseeing all firm policies and procedures as well as day-to-day operations and is a member of Hines' Executive and Investment Committees. He became President of the general partner of Hines in 1990 and Chief Executive Officer of the general partner of Hines in January 2008. He became Chairman of the general partner of Hines in 2020 after Gerald Hines' passing. He has overseen a major expansion of the firm's personnel, financial resources, domestic and foreign market penetration, products and services. He has been a major participant in the development of Hines' domestic and international acquisition program and currently oversees a portfolio of \$133.3 billion in assets under management. Mr. Hines graduated from Williams College with a B.A. in Economics and holds a M.B.A. from Harvard Business School.

We believe that Mr. Hines' career, spanning more than 38 years in the commercial real estate industry, including his leadership of Hines and the depth of his knowledge of Hines and its affiliates qualifies him to serve on our board of directors.

Humberto "Burt" Cabañas. Mr. Cabañas has served as one of our independent directors since July 2014. Mr. Cabañas is the Founder and Chairman of Benchmark Hospitality International, where he oversees Benchmark's diverse portfolio, a position he has held since 1987. He also served as Chief Executive Officer at Benchmark from 1987 to 2013. Prior to his current position, he served as a Senior Vice President and in various

other positions at The Woodlands Corporation, where he oversaw all hospitality operations. He presently serves as director on the Foundation Board of Florida International University and previously served as Chairman of the Industry Advisory Board for the Chaplin School of Hospitality & Tourism Management at Florida International University. Mr. Cabañas is also a founding board member and a past president of the International Association of Conference Centers (IACC). He is a graduate of Florida International University with a Bachelor's degree in Hotel and Restaurant Management.

We believe Mr. Cabañas' significant and deep experience in the hotel and hospitality industry and the real estate aspects of that industry makes him well-qualified to serve as one of our directors.

Dougal A. Cameron. Mr. Cameron has served as one of our independent directors since July 2014. Mr. Cameron is President and Owner of Cameron Management, a position he has held since his founding of the firm in 1995. Cameron Management is a firm that owns, finances, leases, and manages all of its office buildings in an integrated fashion. From 1991-1994, Mr. Cameron was an owner and investment manager of VNSM Inc., an investment management firm with over \$1 billion in assets under management. Prior to this time, he was an accountant with Arthur Young & Company (now Ernst & Young), and he worked as an asset and project manager for Hines from 1985 to 1991. Additionally, he was on the board of Mosher Inc., a private, closed-end mutual fund from 1992 to 1997. Mr. Cameron holds a bachelor's degree in Accounting from Texas Tech University and an M.B.A. from Harvard Business School. Mr. Cameron previously taught economics at Harvard University and currently teaches at The Acton School of Business in Austin.

We believe that Mr. Cameron is well-qualified to serve as one of our directors due to his background in running a real estate firm since 1995 and his extensive experience in owning, leasing and managing office buildings as the company intends to make investments in office buildings along with other real estate product types.

John O. Niemann, Jr. Mr. Niemann has served as one of our independent directors since July 2014, and as our lead independent director since May 2019. In addition, he has served as an independent director of MSC Income Fund, Inc. (formerly, "HMS Income Fund, Inc."), which is a non-listed public business development company that was co-sponsored by Hines, since May 2012 and currently serves as the Chairman of the Nominating and Corporate Governance Committee and has also served as the Chairman of the Audit Committee. He has also served as a director and a member of the Audit, Investment, and Compensation Committees of Adams Resources & Energy, Inc. (NYSE: AE) since May 2019, and currently serves as the Chairman of its Audit Committee. He previously served as a director and Chairman of the Audit Committee of Gateway Energy Corporation from June 2010 until December 2013 (when the company went private). Since June 2013, he has served as a Managing Director of Andersen Tax LLC (formerly known as WTAS LLC). He is also the president and chief operating officer of Arthur Andersen LLP, and has been since 2003. He previously served on the administrative board of Arthur Andersen LLP and on the board of partners of Andersen Worldwide. He began his career at Arthur Andersen LLP in 1978 and has served in increasing responsibilities in senior management positions, since 1992. Mr. Niemann has served on the board of directors of many Houston area non-profit organizations, including the Catholic Endowment Foundation of Galveston-Houston, Strake Jesuit College Preparatory School (past chair of the board), The Regis School of the Sacred Heart (past chair of the board), The Houston Symphony, The University of St. Thomas, The Alley Theatre and Taping for the Blind, Inc.

He graduated with a Bachelor of Arts in managerial studies (magna cum laude) and a Masters in Accounting from Rice University, received a Juris Doctor (summa cum laude) from the South Texas College of Law, and a Masters of Law in taxation (summa cum laude) from the University of San Francisco School of Law.

We believe Mr. Niemann's significant experience in the public accounting industry, including over 40 years in various capacities at Arthur Andersen LLP makes him well qualified to serve as one of our directors and as the audit committee financial expert. Drawing on this experience, Mr. Niemann is able to provide valuable insights regarding our investment strategies, internal controls, and financial reporting. In addition, through his experience serving on the board of directors of other public companies, Mr. Niemann has previous experience in the requirements of serving on a public company board.

David L. Steinbach. Mr. Steinbach joined Hines in 1999 and is a Senior Managing Director - Investment Management, Co-Head of Investment Management and the Global Chief Investment Officer for Hines. Additionally, he served as the Chief Investment Officer for us and the general partner of our Advisor, from July 2014 to December 2019 and served as the Chief Investment Officer for Hines Global REIT from July 2014 to June 2020. He has served as a trustee of HGR Liquidating Trust since June 2020 and has served as the Chief Investment Officer of HGALP since July 2014. In these roles, he is responsible for management of the real estate acquisition program in the U.S. and internationally. He is a member of Hines' Executive and Investment Committees. He previously served as Managing Director - Investment Management from February 2011 to February 2017 and was responsible for the acquisition of over \$4 billion in assets for various Hines affiliates in the U.S. and internationally. Prior to this role, he served in various roles in which he was responsible for acquisitions, asset management and property dispositions on behalf of the Company, Hines Global REIT, Hines REIT, and the Core Fund both in the U.S. and internationally. He graduated from Texas A&M University with a Bachelors and a Masters in Business Administration.

We believe that Mr. Steinbach's significant experience as an executive at our Company and at Hines qualifies him to serve as one of our directors. Mr. Steinbach's extensive knowledge of the U.S. and international real estate markets, as well as his considerable institutional knowledge, allow him to provide valuable insight as a potential future director.

Alfonso J. Munk. Mr. Munk joined Hines in October 2019 as Chief Investment Officer-Americas. He was elected President and Chief Investment Officer - Americas of the Company in December 2019. Prior to joining Hines, Mr. Munk was the Managing Director, Americas Chief Investment Officer and head of Latin America for PGIM Real Estate, Prudential Financial's global real estate investment arm, from 2012 to October

2019. As Managing Director, Mr. Munk was responsible for overseeing PGIM Real Estate's Americas transaction activities, real estate debt strategies and the management of operations in Latin America. Mr. Munk's responsibilities as Americas Chief Investment Officer and head of Latin America included overseeing all Americas transaction activities (acquisitions and dispositions of more than \$8 billion annually), developing and implementing PGIM Real Estate Latin America's strategy and overseeing PGIM Real Estate Debt Strategies. Mr. Munk graduated from Cornell University with a B.S. in Business and Hospitality Administration and received his M.B.A. from The Wharton School, University of Pennsylvania, with a concentration in Finance and Real Estate.

Alex Knapp. Mr. Knapp joined Hines in September 2008 and has served as our Chief Investment Officer - Europe and as the Chief Investment Officer - Europe of the general partner of our Advisor since December 31, 2019. Since April 2019, Mr. Knapp has served as Chief Investment Officer - Europe for Hines. Previously, Mr. Knapp served as Senior Managing Director of Hines from February 2018 to March 2019 and Managing Director of Hines UK from December 2013 to February 2018. During his time at Hines, Mr. Knapp has had lead roles on more than £1 billion of commercial transactions ranging from core acquisition to ground up development. Mr. Knapp has overseen the expansion of the Hines student housing program under the aparto operating brand, which comprises 14 developments in the UK, Ireland and Italy, with a GDV of more than £600 million. Mr. Knapp also led Hines' efforts in the living sector - including residential for rent, student and hotels on a pan-European basis. Prior to joining Hines in 2008, Mr. Knapp spent five years at the Renzo Piano Building Workshop working in Paris, France and Genova, Italy. Mr. Knapp graduated from Rice University with a Bachelor of Architecture and holds a Masters in Real Estate Development from Massachusetts Institute of Technology.

Janice E. Walker. Ms. Walker has served as COO for us and the general partner of our Advisor since June 2019. Ms. Walker joined Hines in February 2005 and is a Senior Managing Director - Investment Management at Hines, a position she has held since June 2018. Prior to that she served as a Managing Director - Investment Management at Hines since July 2012. In her positions, Ms. Walker is responsible for the execution of our business plan and operations, including real estate investments and portfolio strategy. Ms. Walker served as President of MSC Income Fund, Inc. (formerly, "HMS Income Fund, Inc."), and the general partner of its advisor from June 2019 through October 2020. Since July 2017, Ms. Walker has served as the CEO and President of Hines Realty Income Fund LLC, a commingled discretionary closed-end fund with a real estate debt investment strategy. Ms. Walker has been responsible for portfolio management for us since July 2013, for HGR Liquidating Trust since June 2020, and for Hines Global REIT from December 2008 to June 2020. Ms. Walker was previously responsible for portfolio management for Hines REIT and the Core Fund from 2005 through the liquidation and dissolution of Hines REIT and the Core Fund in August 2018 and December 2018, respectively. She has also been responsible for the procurement of debt for asset acquisitions, as well as corporate financing, and has originated over \$5 billion for the benefit of the previously mentioned funds. Prior to joining Hines, Ms. Walker had extensive acquisitions and asset management experience at a global hospitality firm. She began her career at Arthur Andersen LLP where she was a manager in the audit practice. Ms. Walker received a B.B.A. and M.S.A. in Accounting from Texas Tech University.

J. Shea Morgenroth. Mr. Morgenroth has served as Chief Financial Officer for us and the general partner of our Advisor since June 2019. Mr. Morgenroth joined Hines in October 2003 and is a Senior Vice President – Control and the CFO of Investment Management at Hines, a position he has held since April 2019. Prior to that, he was a Vice President – Controller for Hines since July 2012. Prior to becoming our Chief Financial Officer, Mr. Morgenroth served as CAO and Treasurer for us and the general partner of our Advisor from July 2013 to June 2019. He has served as the Chief Financing Officer of HGR Liquidating Trust since June 2020. Prior to that, he served as the Chief Financial Officer of Hines Global REIT from June 2019 until June 2020. From November 2011 until June 2019, Mr. Morgenroth served as CAO and Treasurer for Hines Global REIT and the general partner of HGALP. Mr. Morgenroth also served as CAO and Treasurer of Hines REIT and the General Partner of HGALP from November 2011 through the liquidation and dissolution of Hines REIT in August 2018. In these roles, Mr. Morgenroth has been responsible for the oversight of the treasury, accounting, financial reporting and SEC reporting functions, as well as the Sarbanes-Oxley compliance program in the U.S. and internationally. Prior to his appointment as CAO and Treasurer for Hines Global REIT, Mr. Morgenroth served as a Senior Controller for Hines Global REIT and the general partner of HGALP from December 2008 until November 2011 and for Hines REIT and the general partner of HGALP from January 2008 until November 2011 and as a Controller for Hines REIT and the general partner of HGALP from October 2003 to January 2008. In these roles, he was responsible for the management of the accounting, financial reporting and SEC reporting functions. Prior to joining Hines, Mr. Morgenroth was a manager in the audit practices of Arthur Andersen LLP and Deloitte & Touche LLP, serving clients primarily in the real estate industry. He holds a B.B.A. in Accounting from Texas A&M University and is a certified public accountant.

A. Gordon Findlay. Mr. Findlay has served as CAO and Treasurer for us and the general partner of our Advisor since June 2019 and as our Secretary since March 2021. He has also served as the Secretary of HGR Liquidating Trust since June 2020. Mr. Findlay joined Hines in November 2006. Mr. Findlay has served as a Vice President - Controller for Hines since October 2016 and as a Senior Controller for Hines from 2012 to October 2016. In these roles, he has been involved with managing the accounting, financial reporting and SEC reporting functions related to Hines Global, Hines Global REIT, and Hines REIT. Mr. Findlay also served as CAO and Treasurer of Hines Global REIT and the general partner of HGALP from June 2019 to June 2020. Mr. Findlay has also served as the Secretary of HGR Liquidating Trust since March 2021. Prior to joining Hines, Mr. Findlay spent six years in the audit practice of Ernst & Young LLP, serving public and private clients in various industries. He holds a Bachelor of Business Administration degree in Accounting from University of Houston - Downtown and is a Certified Public Accountant.

Our Board of Directors

Our board of directors has reviewed and unanimously ratified our charter and adopted our bylaws. Our charter and bylaws allow for a board of directors with no fewer than three directors and no more than ten directors, of which a majority must be independent directors. We currently have five directors, including three independent directors. Directors are elected annually by our stockholders, and there is no limit on the number of times

a director may be elected to office. Each director will serve until the next annual meeting of stockholders or (if longer) until his or her successor has been duly elected and qualifies.

Although the number of directors may be increased or decreased, subject to the limits of our charter, a decrease may not have the effect of shortening the term of any incumbent director. Any director may resign at any time and may be removed with or without cause by the stockholders upon the affirmative vote of at least a majority of all votes entitled to be cast at a meeting called for the purpose of the proposed removal. A vacancy created by the death, removal or resignation of a director, other than a vacancy created by an increase in the number of directors may be filled only by a majority vote of the remaining directors, even if the remaining directors do not constitute a quorum. Any vacancy created by an increase in the number of directors may be filled only by the affirmative vote of a majority of the directors, including a majority of the independent directors. Independent directors must nominate replacements for vacancies required to be filled by independent directors.

An “independent director” is defined under our charter and means a person who is not, and within the last two years has not been, directly or indirectly associated with Hines or our Advisor by virtue of:

- ownership of an interest in Hines, our Advisor or their affiliates other than Hines Global or any other affiliate with securities registered under the Exchange Act;
- employment by Hines or our Advisor or their affiliates;
- service as an officer, trust manager or director of Hines or our Advisor or their affiliates other than as a director of Hines Global or any other affiliate with securities registered under the Exchange Act;
- performance of services for us, other than as a director, or any of our affiliates with securities registered under the Exchange Act;
- service as a director, trust manager or trustee of more than three real estate investment trusts advised by our Advisor or organized by Hines; or
- maintenance of a material business or professional relationship with Hines, our Advisor or any of their affiliates.

An independent director cannot be associated with us, Hines or our Advisor, as set forth above either directly or indirectly. An indirect relationship includes circumstances in which a director’s spouse, parents, children, siblings, mothers- or fathers-in-law, sons- or daughters-in-law or brothers- or sisters-in-law, is or has been associated with us, Hines, our Advisor, or their affiliates. A business or professional relationship is considered material if the aggregate gross revenue derived by the director from our Advisor or Hines and their affiliates exceeds five percent of either the director’s annual gross revenue during either of the last two years or the director’s net worth on a fair market value basis.

To be considered independent under the NYSE rules, the board of directors must determine that a director does not have a material relationship with us and/or our consolidated subsidiaries (either directly or as a partner, stockholder or officer of an organization that has a relationship with any of those entities, including Hines and its affiliates). Under the NYSE rules, a director will not be independent if:

- the director was employed by us within the last three years;
- an immediate family member of the director was employed by us as an executive officer within the last three years;
- the director, or an immediate family member of the director, received more than \$120,000 during any 12-month period within the last three years in direct compensation from us, other than director and committee fees and pension or other forms of deferred compensation for prior service (provided such compensation is not contingent in any way on continued service);
- the director is a current partner or employee of a firm that is our internal or external auditor, the director has an immediate family member who is a current partner of such a firm, the director has an immediate family member who is a current employee of such a firm and personally works on our audit, or the director or an immediate family member was within the last three years a partner or employee of such a firm and personally worked on our audit within that time;
- the director or an immediate family member is, or has been within the last three years, employed as an executive officer of another company where any of our present executive officers at the same time serves or served on that company’s compensation committee; or
- the director was an executive officer or an employee (or an immediate family member of the director was an executive officer) of a company that makes payments to, or receives payments from, us for property or services in an amount which, in any of the last three fiscal years, exceeded the greater of \$1,000,000 or 2% of such other company’s consolidated gross revenues.

Our directors are accountable to us and our stockholders as fiduciaries. Generally speaking, this means that our directors must perform their duties in good faith and in a manner each director reasonably believes to be in the best interest of us and our stockholders. Our directors are not required to devote all or any specific amount of their time to our business. Our directors are only required to devote the time to our business as their duties require. We anticipate that our directors will meet at least quarterly or more frequently if necessary. In the exercise of their fiduciary

responsibilities, we anticipate that our directors will rely heavily on our Advisor. Therefore, our directors will be dependent on our Advisor and information they receive from our Advisor in order to adequately perform their duties, including their obligation to oversee and evaluate our Advisor and its affiliates. Please see “Risk Factors—Risks Related to Our Business in General—Our success will be dependent on the performance of Hines as well as key employees of Hines. Certain other investment vehicles sponsored by Hines have experienced adverse developments in the past and there is a risk that we may experience similar adverse developments. Adverse changes in affiliated programs could also adversely affect our ability to raise capital.” and “Risk Factors—Risks Related to Potential Conflicts of Interest.”

Our board of directors has approved written policies on investments and borrowing for us as described in this prospectus. The directors may establish further written policies on investments and borrowings and will monitor our administrative procedures, investment operations and performance to ensure that the policies are fulfilled and are in the best interest of the stockholders. We will follow the policies on investments and borrowings set forth in this prospectus unless and until they are modified by our board of directors following, if applicable, requirements set forth in our charter.

Our independent directors are responsible for reviewing our fees and expenses on at least an annual basis and with sufficient frequency to determine that the expenses incurred are in the best interest of our stockholders. Our independent directors may determine from time to time during or after this offering to increase or decrease the fees and expenses payable to Hines, our Advisor and other Hines affiliates. Our independent directors will also be responsible for reviewing the performance of our Advisor and determining that the compensation to be paid to our Advisor is reasonable in relation to the nature and quality of services performed and our investment performance and that the provisions of our Advisory Agreement are being carried out. Specifically, our independent directors will consider factors such as:

- our net assets and net income;
- the amount of the fees paid to our Advisor in relation to the size, composition and performance of our investments;
- the success of our Advisor in generating appropriate investment opportunities;
- rates charged to other REITs, especially REITs of similar structure and other investors by advisors performing similar services;
- additional revenues realized by our Advisor and its affiliates through their relationship with us, whether we pay them or they are paid by others with whom we do business;
- the quality and extent of service and advice furnished by our Advisor;
- the performance of our investment portfolio;
- the quality of our portfolio relative to the investments generated by our Advisor for its own account; and
- other factors related to managing a public company, such as stockholder services and support, compliance with securities laws, including Sarbanes-Oxley and other factors typical of a public company.

Our directors and their affiliates may not vote or consent to the voting of shares they now own or hereafter acquire on matters submitted to the stockholders regarding either the removal of our Advisor, any director and any of their affiliates, or any transaction between us and our Advisor, any director or any of their affiliates. Any shares owned by our directors and their affiliates will be excluded in determining the requisite percentage in interest of shares necessary to approve any such matter.

Committees of the Board of Directors

Our full board of directors generally considers all major decisions concerning our business. Our charter and bylaws provide that our board may establish such committees as the board believes appropriate. We currently have five directors on our board of directors, three of whom are independent. Our board of directors has established an audit committee, conflicts committee, nominating and corporate governance committee, compensation committee and valuation committee. Our independent directors are the sole members of all of these committees so that these important areas can be addressed in more depth than may be possible at a full board meeting and also to ensure that these areas are addressed by non-interested members of the board. Our board of directors has adopted written charters for each of these committees other than the valuation committee. A copy of each such charter is available on our website, <https://www.hinesglobalincometrust.com>.

Audit Committee

Members of the audit committee are appointed by our board of directors to serve one-year terms or until their successors are duly elected and qualify, or until their earlier death, retirement, resignation or removal. The audit committee reviews the functions of our management and independent registered public accounting firm pertaining to our financial statements and performs such other duties and functions deemed appropriate by the board. The audit committee is ultimately responsible for the selection, evaluation and replacement of our independent registered public accounting firm. The audit committee is comprised of all of the members of our board of directors who are independent within the meaning of the applicable requirements set forth in or promulgated under the Exchange Act, as well as in the rules of the NYSE. John O. Niemann, Jr. is the Chairman of the audit committee and is an “audit committee financial expert” within the meaning of the applicable rules promulgated by the SEC.

Unless otherwise determined by the board of directors, no member of the committee will serve as a member of the audit committee of more than two other public companies.

Conflicts Committee

Members of the conflicts committee are appointed by our board of directors to serve one-year terms or until their successors are duly elected and qualify or until their earlier death, resignation, retirement or removal. The primary purpose of the conflicts committee is to review specific matters that the board believes may involve conflicts of interest and to determine if the resolution of the conflict of interest is fair and reasonable to us and our stockholders. However, we cannot assure you that this committee will successfully eliminate the conflicts of interest that will exist between us and Hines, or reduce the risks related thereto. Humberto Cabañas is the Chairman of the conflicts committee.

The conflicts committee is responsible for reviewing and approving the terms of all transactions between us and Hines or its affiliates or any member of our board of directors, including (when applicable) the economic, structural and other terms of all acquisitions and dispositions and the annual renewal of our Advisory Agreement between us and our Advisor. The conflicts committee also is responsible for reviewing: our Advisor's performance and the fees and expenses paid by us to our Advisor and any of its affiliates, and any liquidity events proposed or recommended by our Advisor. The review of such fees and expenses is required to be performed with sufficient frequency, but at least annually, to determine that the expenses incurred are in the best interest of our stockholders. For further discussion, please see the "Investment Objectives and Policies with Respect to Certain Activities—Acquisition and Investment Policies—Affiliate Transaction Policy" section of this prospectus. The conflicts committee also is responsible for reviewing Hines' performance as property manager of our directly-owned properties.

Compensation Committee

Members of the compensation committee are appointed by our board of directors to serve one-year terms or until their successors are duly elected and qualify or until their earlier death, retirement, resignation or removal. The committee meets as called by the chairman of the committee, but not less frequently than annually. The primary purpose of the compensation committee is to oversee our compensation programs. The committee reviews the compensation and benefits paid by us to our directors and, in the event we hire employees, the compensation paid to our executive officers as well as any employment, severance and termination agreements or arrangements made with any executive officer and, if desired by our board of directors, produces an annual report to be included in our annual proxy statement. Dougal A. Cameron is the Chairman of the compensation committee.

Nominating and Corporate Governance Committee

Members of the nominating and corporate governance committee are appointed by our board of directors to serve one-year terms or until their successors are duly elected and qualify or until their earlier death, retirement, resignation or removal. Dougal A. Cameron is the Chairman of the nominating and corporate governance committee. This committee:

- assists our board of directors in identifying individuals qualified to become members of our board of directors;
- recommends candidates to our board of directors to fill vacancies on the board;
- recommends committee assignments for directors to the full board;
- periodically assesses the performance of our board of directors;
- reviews and recommends appropriate corporate governance policies and procedures to our board of directors; and
- reviews and monitors our Code of Business Conduct and Ethics for Senior Officers and Directors, and any other corporate governance policies and procedures we may have from time to time.

Valuation Committee

Members of the valuation committee are appointed by our board of directors to serve one-year terms or until their successors are duly elected and qualify or until their earlier death, resignation, retirement or removal. The primary purpose of the valuation committee is to oversee our valuation process with respect to our common shares. Humberto Cabañas is the Chairman of the valuation committee. See "Description of Capital Stock-Valuation Policy and Procedures" for a description of the duties of our valuation committee.

Lead Independent Director

Our board of directors believes that it has adopted a governance structure that ensures a strong, independent board. The position of lead independent director was established to further strengthen the role of independent directors in board leadership. Our independent directors have appointed Mr. Niemann to serve as our lead independent director. Our lead independent director will, among other things:

- preside at all meetings of our board of directors at which the Chairman is not present;
- schedule meetings of the independent directors from time to time, as he deems necessary or appropriate;

- preside at executive sessions of the independent directors;
- serve as a liaison between the Chairman and the independent directors;
- assist the Chairman by reviewing the agenda and schedule for each board meeting, and bring to the attention of the Chairman any additional issues for the board's attention and consideration;
- assure there is sufficient time for discussion of all agenda items at each board meeting; and
- assist the Chairman by reviewing the information and materials sent to our board of directors, including in particular providing any input as to the quality, quantity and timeliness of the information submitted by our management that is necessary or appropriate for the independent directors to effectively and responsibly perform their duties.

Compensation Committee Interlocks and Insider Participation

None of our executive officers serve as a director or member of the compensation committee of an entity whose executive officers include a member of our compensation committee.

Compensation of Directors

Our compensation committee designs our director compensation with the goals of attracting and retaining highly qualified individuals to serve as independent directors and to fairly compensate them for their time and efforts. Because of our unique attributes as a REIT, service as an independent director on our board requires a substantial time commitment as well as broad expertise in the fields of real estate and real estate investment. The compensation committee balances these considerations with the principles that our director compensation program should be transparent and should align directors' interests with those of our stockholders.

Our independent directors are paid an annual fee of \$65,000. The lead independent director is paid an annual retainer of \$5,000.

We pay the following annual retainers (to be prorated for a partial term) to the Chairpersons of our board committees:

- \$7,500 to the Chairperson of our conflicts committee;
- \$10,000 to the Chairperson of our audit committee;
- \$5,000 to the Chairperson of our compensation committee;
- \$5,000 to the Chairperson of our nominating and corporate governance committee; and
- \$5,000 to the Chairperson of our valuation committee.

All directors are reimbursed for reasonable out-of-pocket expenses incurred in connection with attendance at board or committee meetings. We do not pay compensation to our directors who are not independent directors for their service as a director.

Each independent director elected or reelected to the board (whether through a stockholder meeting or by directors to fill a vacancy on the board) will be granted \$50,000 in restricted Class I shares on or about the date of election or reelection. These restricted Class I shares will fully vest on the earlier to occur of: (i) the first anniversary of the applicable grant date, subject to the independent director serving continuously as an independent director through and until the first anniversary of the applicable grant date; (ii) the termination of service as an independent director due to the independent director's death or disability; or (iii) a change in control of the Company, subject to the independent director serving continuously through and until the date of the change in control of the Company.

Limited Liability and Indemnification of Directors, Officers, Employees and Other Agents

Maryland law permits a corporation to include in its charter a provision limiting the liability of directors and officers to the corporation and its stockholders for money damages, except for liability resulting from actual receipt of an improper benefit or profit in money, property or services or active and deliberate dishonesty established by a final judgment and which is material to the cause of action.

The Maryland General Corporation Law allows directors and officers to be indemnified against judgments, penalties, fines, settlements and expenses actually incurred in a proceeding unless the following can be established:

- an act or omission of the director or officer was material to the cause of action adjudicated in the proceeding, and was committed in bad faith or was the result of active and deliberate dishonesty;
- the director or officer actually received an improper personal benefit in money, property or services; or
- with respect to any criminal proceeding, the director or officer had reasonable cause to believe his act or omission was unlawful.

A court may order indemnification if it determines that the director or officer is fairly and reasonably entitled to indemnification, even though the director or officer did not meet the prescribed standard of conduct or was adjudged liable on the basis that personal benefit was improperly received. However, indemnification for an adverse judgment in a suit by the corporation or in its right, or for a judgment of liability on the basis that personal benefit was improperly received, is limited to expenses.

In addition, the Maryland General Corporation Law permits a corporation to advance reasonable expenses to a director or officer upon receipt of a written affirmation by the director or officer of his or her good faith belief that he or she has met the standard of conduct necessary for indemnification and a written undertaking by him or her or on his or her behalf to repay the amount paid or reimbursed if it is ultimately determined that the standard of conduct was not met.

Indemnification could reduce the legal remedies available to us and our stockholders against the indemnified individuals. We also maintain a directors and officers liability insurance policy.

An indemnification provision does not reduce the exposure of our directors and officers to liability under federal or state securities laws, nor does it limit our stockholders' ability to obtain injunctive relief or other equitable remedies for a violation of a director's or an officer's duties to us or our stockholders, although the equitable remedies may not be an effective remedy in some circumstances.

Except as prohibited by Maryland law and as set forth below, our charter limits the personal liability of our directors and officers to us and our stockholders for monetary damages and provides that a director or officer will be indemnified and advanced expenses in connection with legal proceedings.

In spite of the above provisions of the Maryland General Corporation Law, the charter of Hines Global provides that our directors will be indemnified by us for loss or liability suffered by them and held harmless for loss or liability suffered by us only if all of the following conditions are met:

- the indemnified person determined, in good faith, that the course of conduct which caused the loss or liability was in our best interests;
- the indemnified person was acting on our behalf or performing services for us;
- in the case of non-independent directors, the liability or loss was not the result of negligence or misconduct by the party seeking indemnification;
- in the case of independent directors, the liability or loss was not the result of gross negligence or willful misconduct by the party seeking indemnification; and
- the indemnification or agreement to hold harmless is recoverable only out of our net assets and not from our stockholders.

Our Advisor and its affiliates will also be subject to the limitations on indemnification to which the non-independent directors are subject, as described above.

The general effect to investors of any arrangement under which any of our directors or officers are insured or indemnified against liability is a potential reduction in distributions resulting from our payment of premiums associated with insurance or payments of a defense, settlement or claim. In addition, indemnification arrangements and provisions providing for the limitation of liability could reduce the legal remedies available to us and our stockholders against our officers and directors.

The SEC and certain state securities regulators take the position that indemnification against liabilities arising under the Securities Act is against public policy and unenforceable. Indemnification of our directors, Hines or its affiliates will not be allowed for liabilities arising from or out of a violation of state or federal securities laws, unless one or more of the following conditions are met:

- there has been a successful adjudication on the merits of each count involving alleged material securities law violations;
- such claims have been dismissed with prejudice on the merits by a court of competent jurisdiction; or
- a court of competent jurisdiction approves a settlement of the claims against the indemnitee and finds that indemnification of the settlement and the related costs should be made, and the court considering the request for indemnification has been advised of the position of the SEC and of the published position of any state securities regulatory authority in which the securities were offered or sold as to indemnification for violations of securities laws.

Our charter provides that the advancement of funds to our directors, our Advisor and its affiliates for legal expenses and other costs incurred as a result of any legal action for which indemnification is being sought is permissible only if all of the following conditions are satisfied:

- the legal action relates to acts or omissions with respect to the performance of duties or services on our behalf;

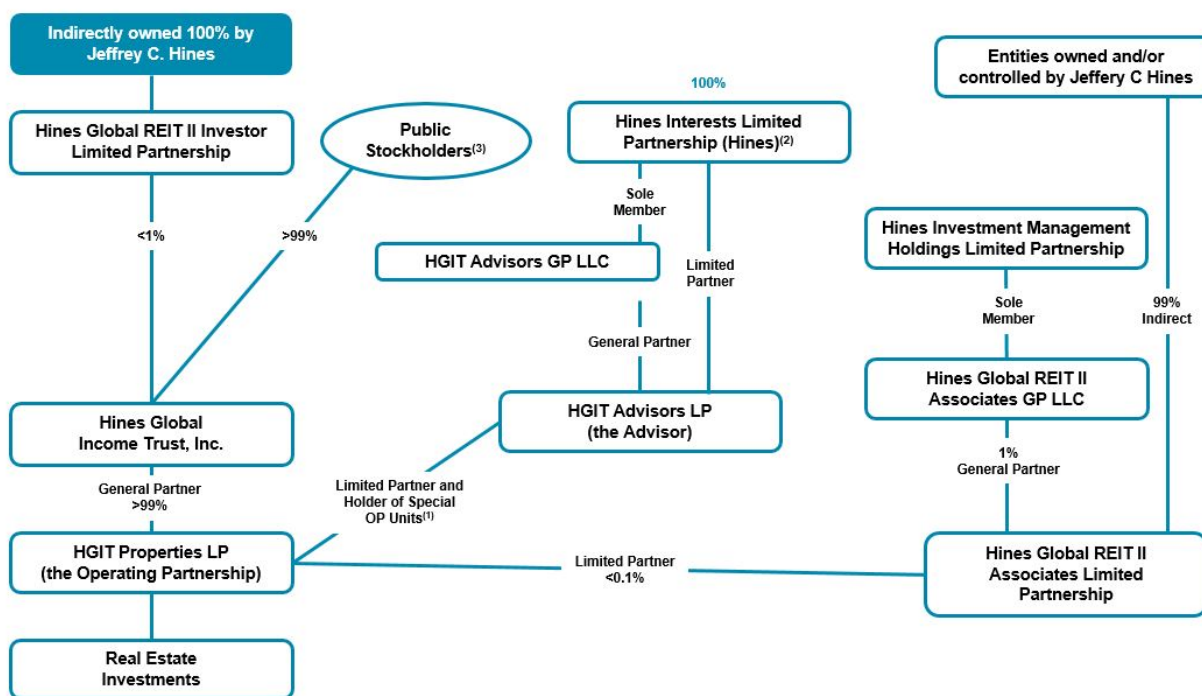
- the legal action is initiated by a third party who is not a stockholder or the legal action is initiated by a stockholder acting in his or her capacity as such and a court of competent jurisdiction specifically approves such advancement;
- the party seeking advancement provides us with written affirmation of his or her good faith belief that he or she has met the standard of conduct necessary for indemnification according to our charter; and
- the party seeking advancement provides us with written affirmation of his or her good faith belief that he or she has met the standard of conduct necessary for indemnification and undertakes to repay the advanced funds to us, together with the applicable legal rate of interest thereon, in cases in which such party is found not to be entitled to indemnification. The Operating Partnership has agreed to indemnify and hold harmless our Advisor and Hines and their affiliates performing services for us from specific claims and liabilities arising out of the performance of their obligations under our Advisory Agreement and any Property Management and Leasing Agreement, subject to the limitations contained in such agreements. Please see “Management—Our Advisor and Our Advisory Agreement—Indemnification” and the “Management—Hines and Our Property Management, Leasing and Other Services—The Hines Organization—Indemnification” sections below. The Operating Partnership must also indemnify Hines Global and its directors, officers and employees in Hines Global’s capacity as its general partner. Please see “The Operating Partnership—Indemnity.”

We executed indemnification agreements with our officers and directors. These agreements provide our officers and directors with a contractual right to indemnification to substantially the same extent they enjoy mandatory indemnification under our charter.

Our Advisor and Our Advisory Agreement

Our Structure

The following chart illustrates our general structure and relationship with Hines and its affiliates as of May 1, 2021,:



- Please see “Management Compensation” for a description of the payments we may make with respect to the Special OP Units held by our Advisor.
- Please see “Conflicts of Interest” for a description of the other direct participation programs sponsored and managed by Hines and its affiliates.
- Please see “Security Ownership of Certain Beneficial Owners and Management” for information concerning the number of shares of our common stock owned by our officers and directors as of May 1, 2021.

Our Advisor was formed in Texas on August 1, 2013 and is an affiliate of Hines. Its address is 2800 Post Oak Boulevard, Suite 5000, Houston, Texas 77056-6118. All of our day-to-day operations are managed and performed by our Advisor and its affiliates and our Advisor currently only serves as our advisor. Certain of our directors and executive officers are also managers and executive officers of the general partner of our Advisor. The following table sets forth information regarding certain of the managers and executive officers of the general partner of our Advisor. With the exception of Mr. Thowfeek, Mr. Harrison, Ms. Vakali and Ms. Hipkiss, the biography of each of these managers and executive officers is set forth above. Please see below for Mr. Thowfeek's, Mr. Harrison's, Ms. Vakali's and Ms. Hipkiss' biographies.

Name	Age	Position and Office with Our Advisor
Jeffrey C. Hines	66	Chief Executive Officer
Alfonso J. Munk	47	President and Chief Investment Officer—Americas
Alex Knapp	43	Chief Investment Officer—Europe
Janice E. Walker	48	Chief Operating Officer
J. Shea Morgenroth	46	Chief Financial Officer
A. Gordon Findlay	46	Chief Accounting Officer, Treasurer and Secretary
Omar H. Thowfeek	36	Managing Director—Investments
John H. Harrison	49	Head of Portfolio Management—Americas
Eleni Vakali	37	Head of Portfolio Management—Europe
Fiona Hipkiss	41	Chief Compliance Officer

The biographies of the officers of the General Partner of our Advisor are set forth below to the extent not included elsewhere in this prospectus.

Omar H. Thowfeek. Mr. Thowfeek is a Managing Director - Investment Management at Hines, a position he has held since August 2018. Prior to that, he was a Director - Investment Management for Hines, serving both us and Hines Global REIT from December 2015 until August 2018 and was an associate at Hines Global and Hines Global REIT from the beginning of his career at Hines in February 2014 through November 2015. Mr. Thowfeek has also served as Managing Director - Investments for the general partner of our Advisor, since June 2019. In mid-2017, he assumed the responsibilities for international acquisitions and portfolio management for Hines Global and Hines Global REIT. During his tenure at Hines, he has underwritten over \$10 billion in global real estate with an emphasis on office, student housing, and logistics assets throughout Europe. In his role as our Managing Director - Investments, he assists the underwriting and capital deployment efforts for all real estate acquisitions and assists with the management of our portfolio, which currently consists of \$1.15 billion of investments across five countries in multiple product types. Prior to joining Hines, Mr. Thowfeek worked in an acquisition capacity for IDI Gazeley and Kimco Realty. He received a B.A. in History and a B.B.A. in Finance from the University of Texas at Austin.

John H. Harrison. Mr. Harrison is a Senior Managing Director - Investment Management and currently serves as Hines' head of portfolio management for the Americas, a position he has held since April 2019. He was previously a Managing Director - Investment Management from June 2006 until June 2018. Mr. Harrison has also served as Head of Portfolio Management - Americas for the general partner of our Advisor, since June 2019. He joined Hines in 1997, at which time he worked primarily on Hines' emerging markets fund. In 1998, he was named the first controller of National Office Partners, which focused on office investments in the U.S. In 2001, he assumed investment management responsibilities and has since contributed to the acquisition, financing, management and disposition of more than 20 million square feet of commercial real estate, representing more than \$7 billion. Prior to joining Hines, Mr. Harrison was a senior auditor with Ernst and Young where he served a broad range of manufacturing and financial services clients. Mr. Harrison is a Certified Public Accountant and graduated from University of Texas at Austin with a B.B.A. and a Master of Professional Accounting.

Eleni Vakali. Ms. Vakali is a Managing Director - Investment Management and currently serves as Hines' head of portfolio management for Europe, a position she has held since April 2019. She was previously a Director - Investment Management from January 2015 to February 2018. In these roles, Ms. Vakali has worked on several investment funds and separate accounts investing and managing over €3 billion of commercial real estate across Europe. Ms. Vakali has served as Head of Portfolio Management - Europe for the general partner of our Advisor, since June 2019. Ms. Vakali joined Hines in May 2013 as an Associate supporting the investment analysis and portfolio management operations of Hines' Pan-European Core Fund. Prior to joining Hines, Ms. Vakali held fund and asset management roles at AXA Real Estate and J.P. Morgan Asset Management in London. She started her career in 2005 as a junior auditor at Ernst & Young in Athens. Ms. Vakali is a member of the Royal Institute of Chartered Surveyors and holds a B.S. in Finance and Banking from the School of Finance and Statistics, University of Piraeus, Greece and a M.S. in Real Estate Investment and Finance from Henley Business School, University of Reading, United Kingdom.

Fiona Hipkiss. Ms. Hipkiss serves as the Chief Compliance Officer for Hines, a position she has held since March 2021. She joined Hines in 2006 as an analyst for the European investment management team and began serving Hines in compliance positions for Europe when she was promoted to Director – Finance in 2015. She was promoted to Managing Director in 2016 and Senior Managing Director in 2020. In these roles, she was initially responsible for Hines' response to new European financial services regulations and then transitioned into a dedicated compliance role for Europe. She has since expanded her role across Hines globally and has played a crucial role in the development and firmwide rollout of Hines' global Code of Business Conduct and Ethics, and spearheaded efforts to comply with new and expanding privacy protections, such as the European Union's General Data Protection Regulation. She enabled business growth—accounting for hundreds of millions in AUM—by supporting the launch

of new funds, advising on local rules governing capital raising, leading an expansion of regulatory registrations, and supporting launch of the Registered Investment Advisor (RIA) in the U.S. Prior to joining Hines, Ms. Hipkiss worked for DTZ Debenhem Tie Leung Graduate, a global real estate services firm, from 2003 to 2006. Ms. Hipkiss earned her BSc (Psychology) from Durham University and her MSc (Urban Regeneration) from University College London. She also received her Professional Diploma (Governance, Risk & Compliance) from Manchester University. She is a Fellow of the International Compliance Association.

Duties of Our Advisor

We do not have any employees. We have entered into an advisory agreement with our Advisor. Pursuant to this agreement, which was unanimously approved by our independent directors, we appointed our Advisor to manage, operate, direct and supervise our operations. In connection with managing our operations, our Advisor will face conflicts of interest. Please see “Risk Factors—Risks Related to Potential Conflicts of Interest.” Therefore, our Advisor and its affiliates perform our day-to-day operational and administrative services. Our Advisor is subject to the supervision of our board of directors and will provide only the services that are delegated to it. Our independent directors are responsible for reviewing the performance of our Advisor and determining that the compensation to be paid to our Advisor is reasonable in relation to the nature and quality of services performed and that our investment objectives and the provisions of our Advisory Agreement are being carried out. The services for which our Advisor receives fees and reimbursements under our Advisory Agreement include, but are not limited to, the following:

Offering Services

- the development of this offering, including the determination of its specific terms;
- along with our Dealer Manager, the approval of the participating broker dealers and negotiation of the related selling agreements;
- preparation and approval of all marketing materials to be used by our Dealer Manager or others relating to this offering;
- coordination of the due diligence process relating to participating broker dealers and their review of any prospectuses and our other offering documents;
- creation and implementation of various technology and electronic communications related to this offering;
- along with our Dealer Manager, the negotiation and coordination with our transfer agent of the receipt, collection, processing and acceptance of subscription agreements, commissions, and other administrative support functions; and
- all other services related to this offering, whether performed and incurred by our Advisor or its affiliates, other than services related to the underwriting, marketing, distribution or sale of this offering.

Acquisition Services

- serve as our investment and financial advisor and obtain certain market research and economic and statistical data in connection with our real estate investments and investment objectives and policies;
- subject to our investment objectives and policies: (i) locate, analyze and select potential investments; (ii) structure and negotiate the terms and conditions of real estate investments; and (iii) acquire real estate investments on our behalf;
- oversee the due diligence process;
- prepare reports regarding prospective investments which include recommendations and supporting documentation necessary for our board of directors to evaluate the proposed investments;
- obtain reports (which may be prepared by our Advisor or its affiliates), where appropriate, concerning the value of our contemplated investments; and
- negotiate and execute approved investments and other transactions.

Asset Management Services

- investigate, select, and, on our behalf, engage and conduct business with such persons as our Advisor deems necessary to the proper performance of its obligations under our Advisory Agreement, including but not limited to consultants, accountants, correspondents, technical advisors, attorneys, brokers, underwriters, corporate fiduciaries, escrow agents, depositaries, custodians, agents for collection, insurers, insurance agents, banks, builders, developers, property owners, real estate management companies, real estate operating companies, construction companies, securities investment advisers, mortgagors, and any and all agents of the foregoing, including affiliates of our Advisor and persons acting in any other capacity deemed by our Advisor necessary or desirable for the performance of any of the services under our Advisory Agreement;

- monitor applicable markets and obtain reports (which may be prepared by our Advisor or its affiliates) where appropriate, concerning the value of our investments;
- monitor and evaluate the performance of our investments, provide daily management services and perform and supervise the various management and operational functions related to our investments;
- coordinate with any property manager;
- coordinate and manage relationships between us and any joint venture partners; and
- provide financial and operational planning services and investment portfolio management functions.

Accounting and Other Administrative Services

- manage and perform the various administrative functions necessary for our day-to-day operations;
- from time-to-time, or at any time reasonably requested by the directors, make reports to the directors on our Advisor's performance of services to us under our Advisory Agreement;
- coordinate with our independent accountants and auditors to prepare and deliver to our audit committee an annual report covering our Advisor's compliance with certain aspects of our Advisory Agreement;
- provide or arrange for administrative services and items, legal and other services, office space, office furnishings, personnel and other overhead items necessary and incidental to our business and operations;
- provide financial and operational planning services and portfolio management functions;
- maintain accounting data and any other information concerning our activities as shall be required to prepare and to file all periodic financial reports and returns required to be filed with the SEC and any other regulatory agency, including annual financial statements;
- maintain all of our appropriate books and records;
- oversee tax and compliance services and risk management services and coordinate with appropriate third parties, including independent accountants and other consultants, on related tax matters;
- supervise the performance of such ministerial and administrative functions as may be necessary in connection with our daily operations;
- provide us with all necessary cash management services;
- manage and coordinate with the transfer agent the distribution process and payments to stockholders;
- consult with the officers and board of directors and assist in evaluating and obtaining adequate insurance coverage based upon risk management determinations;
- provide the officers and directors with timely updates related to the overall regulatory environment affecting us, as well as managing compliance with such matters, including but not limited to compliance with the Sarbanes-Oxley Act of 2002;
- consult with the officers and board of directors relating to the corporate governance structure and appropriate policies and procedures related thereto; and
- oversee all reporting, record keeping, internal controls and similar matters in a manner to allow us to comply with applicable law including the Sarbanes-Oxley Act.

Stockholder Services

- manage communications with our stockholders, including answering phone calls, preparing and sending written and electronic reports and other communications; and
- establish technology infrastructure to assist in providing stockholder support and service.

Financing Services

- identify and evaluate potential financing and refinancing sources, engaging a third-party broker if necessary;

- negotiate terms, arrange and execute financing agreements;
- manage relationships between us and our lenders; and
- monitor and oversee the service of our debt facilities and other financings.

Disposition Services

- consult with the board of directors and provide assistance with the evaluation and approval of potential asset dispositions, sales or liquidity events; and
- structure and negotiate the terms and conditions of transactions pursuant to which real estate investments may be sold.

Valuation-Related Services

- implement and coordinate processes with respect to the calculation of our aggregate NAV and the NAV per share for each class of our common stock in accordance with the valuation policy adopted by our board of directors, and in connection therewith, obtain appraisals performed by one or more independent valuation firms concerning the value of our real properties;
- monitor our real properties for events that may be expected to have a material impact on their most recent estimated values;
- monitor each independent valuation firm's valuation process to ensure that it complies with the valuation policy adopted by our board of directors;
- supervise one or more independent valuation firms and, if necessary, recommend to our board of directors its replacement; and
- deliver to or maintain on our behalf copies of all appraisals obtained in connection with our real properties and all valuations of other assets as may be required to be obtained by our board of directors.

Term of Our Advisory Agreement

Our Advisory Agreement has a term of one year. The current term of our Advisory Agreement will end on December 31, 2021 and our Advisory Agreement may be renewed for an unlimited number of successive one-year periods upon the mutual consent of the parties.

Renewals of the agreement must be approved by a majority of our independent directors. Additionally, our Advisory Agreement may be terminated:

- immediately by us (i) in the event our Advisor commits fraud, criminal conduct, willful misconduct or negligently breaches its fiduciary duty to us, (ii) upon the bankruptcy of our Advisor or its involvement in similar insolvency proceedings or (iii) in the event of a material breach of our Advisory Agreement by our Advisor, which remains uncured after 10 days' written notice;
- without cause or penalty by a majority of our independent directors or by our Advisor upon 60 days' written notice; or
- immediately by our Advisor upon our bankruptcy or involvement in similar insolvency proceedings or any material breach of our Advisory Agreement by us, which remains uncured after 10 days' written notice.

In addition, in the event that the Advisory Agreement is terminated and/or that a new advisor is retained, our Advisor will cooperate with us and our board of directors in effecting an orderly transition of our advisory functions. The board of directors (including a majority of our independent directors) will approve a successor advisor only upon a determination that the new advisor possesses sufficient qualifications to perform our advisory functions for us and that the compensation to be received by the new advisor pursuant to the new advisory agreement is justified. Our Advisory Agreement also provides that in the event our Advisory Agreement is terminated, we will promptly change our name and cease doing business under or using the name "Hines" (or any derivative thereof), upon the written request of Hines.

Compensation

Our Advisor and its affiliates receive certain compensation and are reimbursed for certain expenses and receive certain other payments in connection with services provided to us as described below. The compensation, expense reimbursements and other payments payable to our Advisor and its affiliates may increase or decrease during or after this offering. Please see "Management Compensation" for a description of these matters. In the event our Advisory Agreement is terminated, our Advisor will be entitled to receive its prorated asset management fee through the date of termination and all earned, accrued and unpaid compensation and expense reimbursements within 30 days. In addition, in the event the Advisory Agreement is terminated, our Advisor, as the holder of the Special OP Units, will be allocated any accrued performance participation as of the date of such termination.

Asset Management Fee. As compensation for its services provided pursuant to the Advisory Agreement, we will pay our Advisor a monthly asset management fee equal to approximately 0.0625% of the value of our real estate investments at the end of each month. The value of our real

estate investments is determined using the cost of our real estate investments at the end of each month; provided that, if our board of directors has determined an NAV per share that includes the real estate investments on which the asset management fee is being calculated, then the asset management fee with respect to those real estate investments will be equal to 0.0625% per month of the most recently determined value of such real estate investments at the end of each month. In no event will the asset management fee exceed an amount equal to 1/12th of 1.25% of our NAV at the end of the applicable month. See “Management Compensation” for additional information concerning the monthly calculation of the asset management fee.

Performance Participation Allocation. As long as the Advisory Agreement has not been terminated, our Advisor, as the holder of the Special OP Units, holds a performance participation interest in the Operating Partnership that entitles it to receive an allocation from our Operating Partnership equal to 12.5% of the Total Return, subject to a 5% Hurdle Amount, with a Catch-Up (each term as defined under “The Operating Partnership—Special OP Units”).

Expense Reimbursement. Under the Advisory Agreement, and subject to the limitations described below under “—Reimbursements by our Advisor,” our Advisor is entitled to reimbursement of all costs and expenses incurred by it or its affiliates on our behalf, provided that our Advisor is responsible for the expenses related to any and all personnel of our Advisor who provide investment advisory services to us pursuant to the Advisory Agreement (including, without limitation, each of our executive officers and any directors who are also directors, officers or employees of our Advisor or any of its affiliates), including, without limitation, salaries, bonus and other wages, payroll taxes and the cost of employee benefit plans of such personnel, and costs of insurance with respect to such personnel. Without limiting the generality of the foregoing, costs eligible for reimbursement include out-of-pocket costs and expenses our Advisor incurs in connection with the services it provides to us related to (1) legal, accounting and printing fees and other expenses attributable to our organization, preparation of the registration statement, registration and qualification of our common stock for sale with the SEC and in the various states and filing fees incurred by our Advisor, (2) the actual cost of goods and services used by us and obtained from third parties, including fees paid to administrators, consultants, attorneys, technology providers and other services providers, and brokerage fees paid in connection with the purchase and sale of investments and securities, (3) expenses of managing and operating our properties, whether payable to an affiliate or a non-affiliated person, and (4) out-of-pocket expenses in connection with the selection, evaluation, structuring, acquisition, origination, financing and development of properties and real estate-related securities, whether or not such investments are acquired. Such out-of-pocket costs and expenses will include expenses relating to compliance-related matters and regulatory filings relating to our activities (including, without limitation, expenses relating to the preparation and filing of reports, disclosures, and/or other regulatory filings of our Advisor and its affiliates relating to our activities (including our *pro rata* share of the costs of our Advisor and its affiliates of regulatory expenses that relate to us and other investment vehicles sponsored, advised and/or managed by Hines or its affiliates)).

Our Advisor advanced all of our organization and offering expenses on our behalf through December 31, 2018. We will reimburse our Advisor for all such advanced expenses, as well as any organization and offering expenses incurred in prior periods related to our initial public offering, ratably over the 60 months following December 31, 2018, to the extent reimbursements to our Advisor for cumulative organization and offering expenses do not exceed an amount equal to 2.5% of gross offering proceeds from our public offerings.

Following December 31, 2018, we began reimbursing our Advisor for any organization and offering expenses that it incurs on our behalf as and when incurred, to the extent that aggregate reimbursements to our Advisor for cumulative organization and offering expenses do not exceed an amount equal to 2.5% of gross offering proceeds from our public offerings. Although the cap on reimbursements to our Advisor and its affiliates for cumulative organization and offering expenses is equal to 2.5% of gross offering proceeds from our public offerings, we estimate that the total reimbursement that will be paid to our Advisor and its affiliates from the proceeds of this offering for organization and offering expenses incurred will be equal to approximately 1.17% of the maximum gross offering proceeds from the primary offering.

Reimbursements by our Advisor

Our Advisor must reimburse us quarterly for any expenses that cause our Total Operating Expenses in any four consecutive fiscal quarters to exceed the greater of: (i) 2% of our Average Invested Assets and (ii) 25% of our Net Income (each term as defined under “Management Compensation”).

Notwithstanding the foregoing, to the extent that our Total Operating Expenses exceed these limits and the independent directors determine that the excess expenses were justified based on unusual and nonrecurring factors that they deem sufficient, our Advisor would not be required to reimburse us. Within 60 days after the end of any fiscal quarter for which our Total Operating Expenses for the four consecutive fiscal quarters then ended exceed these limits and our independent directors approve such excess amount, we will send our stockholders a written disclosure of such fact, or will include such information in our next quarterly report on Form 10-Q or in a current report on Form 8-K filed with the SEC, together with an explanation of the factors our independent directors considered in arriving at the conclusion that such excess expenses were justified. In addition, our independent directors will review at least annually the total fees and expense reimbursements for operating expenses paid to our Advisor to determine if they are reasonable in light of our performance, our net assets and our net income and the fees and expenses of other comparable unaffiliated REITs. Any such findings and the reasons in support thereof will be reflected in the minutes of the meetings of our board of directors.

Our independent directors must review from time to time but at least annually the performance of, and compensation paid to, our Advisor. Please see “Management—Our Board of Directors” for factors that the independent directors must consider in connection with this review.

Our Advisor has the right to assign our Advisory Agreement to an affiliate of Hines subject to approval by our independent directors. We cannot assign our Advisory Agreement without the consent of our Advisor.

Indemnification

The Operating Partnership has agreed to indemnify and hold harmless our Advisor and its affiliates, including their respective officers, directors, partners and employees, from all liability, claims, damages or losses arising in the performance of their duties hereunder, and related expenses, including reasonable attorneys' fees, to the extent such liability, claim, damage or loss and related expense is not fully reimbursed by insurance, subject to any limitations imposed by the laws of the State of Texas or contained in our charter or the partnership agreement of the Operating Partnership, provided that: (i) our Advisor and its affiliates have determined that the cause of conduct which caused the loss or liability was in our best interests, (ii) our Advisor and its affiliates were acting on behalf of or performing services for us, and (iii) the indemnified claim was not the result of negligence, misconduct, or fraud of our Advisor or resulted from a breach of the agreement by our Advisor.

Any indemnification made to our Advisor may be made only out of our net assets and not from our stockholders. Our Advisor will indemnify and hold us harmless from contract or other liability, claims, damages, taxes or losses and related expenses, including attorneys' fees, to the extent that such liability, claim, damage, tax or loss and related expense is not fully reimbursed by insurance and is incurred by reason of our Advisor's bad faith, fraud, willful misconduct or reckless disregard of its duties, but our Advisor shall not be held responsible for any action of our board of directors in following or declining to follow any advice or recommendation given by our Advisor.

Investments in Real Estate-Related Securities

We have entered into an agreement with Security Capital Research & Management Incorporated ("Security Capital"), a third party investment manager, to manage our investments in real estate-related equity or debt securities consistent with our investment strategy. See "Investment Objectives and Policies with Respect to Certain Activities—Acquisition and Investment Policies" for a description of our real estate-related securities investment strategy. In its capacity as a fiduciary to the Company, Security Capital will provide services related to the acquisition, management and disposition of our real estate-related securities investments in accordance with our investment guidelines, which have been approved by our board of directors, including a majority of our independent directors. Our agreement with Security Capital may be terminated by us or Security Capital upon providing at least thirty days' written notice prior to the date on which such termination is to become effective. We will pay an annual fee to Security Capital for providing these services. We have entered into an agreement with our Advisor pursuant to which the amount of the asset management fees payable to our Advisor that are allocable to our investments in real estate-related securities for a particular period will be reduced by the amount of fees that we pay to Security Capital for such period. Security Capital also will be reimbursed for expenses incurred on our behalf. We have agreed to limit liability to Security Capital as to any expenses, losses, damages, liabilities, charges, and claims of any kind or nature whatsoever arising out of its performance of its obligations under the investment management agreement, except in the case where the proximate cause is judicially determined to be the intentional act, gross negligence or willful misconduct of Security Capital.

Hines and Our Property Management, Leasing and Other Services

We expect that Hines or an affiliate of Hines will manage many of the properties we acquire in the future.

The Hines Organization

General

Hines is a fully integrated real estate investment and management firm which has been investing in real estate assets and providing acquisition, development, financing, property management, leasing or disposition services for 64 years. Hines was founded by Gerald D. Hines in 1957 and Hines is currently owned by Jeffrey C. Hines. Hines' investment partners have primarily consisted of large domestic and foreign institutional investors and high net worth individuals. Hines has worked with notable architects such as Philip Johnson; Cesar Pelli; I. M. Pei; Skidmore, Owings and Merrill and Frank Gehry, in the history of its operations. Please see the "Hines History, Experience and Timeline" included as Appendix E for additional information about the history of Hines.

Hines is headquartered in Houston and currently has regional offices located in New York, Chicago, Atlanta, Houston, San Francisco, Moscow, and London. Each regional office operates as an independent business unit headed by an executive vice president who manages the day-to-day business of such region and participates in its financial results. They are part of the Hines' Executive Committee, which directs the strategy and management of Hines. All 16 employees who are part of the Hines' Executive Committee have individual tenures ranging from 0 to 43 years, with an average tenure in the organization of 23 years as of December 31, 2020, and including the appointment of Chiang Ling Ng as Chief Investment Officer, Asia, during 2021.

Hines' central resources are located in Houston and these resources support the acquisition, development, financing, property management, leasing and disposition activities of all of the Hines regional offices. Hines' central resources include employees with experience in capital markets and finance, accounting and audit, marketing, human resources, risk management, property management, leasing, asset management, project design and construction, operations and engineering. These resource groups are an important control point for maintaining performance standards and operating consistency for the entire firm. Please see "Risk Factors—Risks Related to Our Business in General—Our success will be dependent on the performance of Hines as well as key employees of Hines. Certain other investment vehicles sponsored by Hines have experienced adverse developments in the past and there is a risk that we may experience similar adverse developments. Adverse changes in affiliated programs could also adversely affect our ability to raise capital."

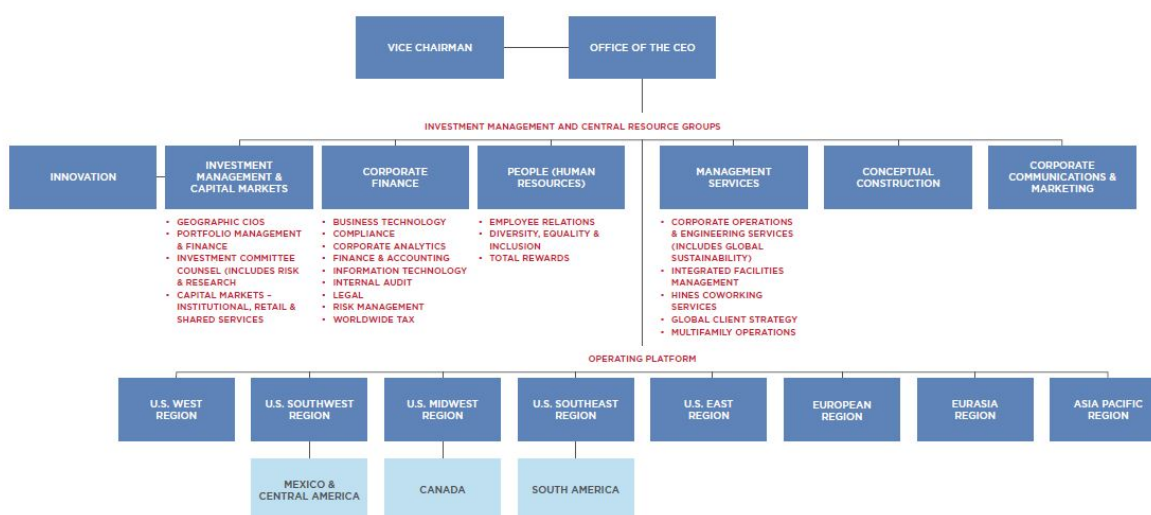
From inception through December 31, 2020, Hines has acquired, developed or have in the development process 1,639 real estate projects representing more than 572 million square feet. Hines' property/asset management portfolio includes 622 properties with more than 256 million

square feet. These projects consisted of a variety of asset types including: office properties, industrial properties, retail and residential properties, hospitality and a variety of other properties. In connection with these projects, Hines has employed many real estate investment strategies, including acquisitions, development, redevelopment and repositioning in the United States and internationally.

Hines oversees a portfolio valued at approximately \$160.9 billion, including \$81.7 billion in assets under management, for which Hines serves as investment manager, and \$79.2 billion representing more than 172.9 million square feet of assets for which Hines provides third-party property-level services, as of December 31, 2020. This portfolio represents assets owned by Hines, its affiliates and numerous third-party investors, including pension plans, domestic and foreign institutional investors, high net worth individuals and retail investors as well as assets Hines serves in an investment management role as a fiduciary, regardless of equity participation.

Hines also has extensive experience in disposition services. Since 1993, Hines sponsored numerous strategic investment vehicles with various third-party institutional and other third-party investors, two other publicly-offered real estate investment programs, Hines REIT and Hines Global REIT (now HGR Liquidating Trust), and one publicly-offered business development company, MSC Income Fund (formerly, "HMS Income Fund"). During this period, these investment vehicles invested in 938 real estate investments with aggregate cost of over \$130.4 billion. Also during this period, Hines disposed of 552 investments with an aggregate sales price of \$73.2 billion and an aggregate original cost of \$55.5 billion.

The following chart sets forth the Hines organizational structure in each region, the international offices and the central office as of December 31, 2020:



The following is information about the executive officers of the general partner of Hines most of which are members of its Executive Committee:

Name	Number of Years with Hines	Position
Jeffrey C. Hines	39	Chairman and Chief Executive Officer
C. Hastings Johnson	43	Vice Chairman
Laura Hines-Pierce	8	Senior Managing Director, Office of the CEO
David L. Steinbach	19	Global Chief Investment Officer and Co-Head, Investment Management
Christopher D. Hughes	34	CEO, Capital Markets Group and East Region and Co-Head, Investment Management
Alfonso Munk	1	Chief Investment Officer, Americas
Alexander Knapp	12	Chief Investment Officer, Europe
Chiang Ling Ng	0	Chief Investment Officer, Asia
Keith H. Montgomery	23	Chief Financial Officer
Lars Huber	24	CEO, European Region
Lee Timmins	33	CEO, Eurasia Region
Raymond M. Lawler	13	CEO, Asia Pacific
Douglas H. Metzler	18	CEO, West Region
Mark A. Cover	37	CEO, Southwest Region and Mexico/Central America
C. Kevin Shannahan	38	CEO, Midwest & Southeast Regions, Canada and South America
Sarah B. Hawkins	9	Chief Operating Officer, East Region

Jeffrey C. Hines is our Chief Executive Officer and Chairman of the Board of Directors. David L. Steinbach is on our board of directors. Alfonso J. Munk is our President and Chief Investment Officer—Americas and Alex Knapp is our Chief Investment Officer—Europe. Their biographies are included above with the rest of our management team.

C. Hastings Johnson. Mr. Johnson joined Hines in 1978. Mr. Johnson serves as a member of the managers of the general partner of our Advisor. Mr. Johnson previously served as a member of the board of directors of Hines Global REIT and as a member of the managers of the general partner of the advisor to Hines Global REIT from December 2008 to August 2012. Mr. Johnson has also served as a member of the board of directors of Hines REIT from August 2003 to December 2013, a manager of the general partner of the advisor to Hines REIT, and a member of the management board of the Core Fund since August 2003. In addition, he has served as Vice Chairman of the general partner of Hines since January 2008 and as Chief Investment Officer of the general partner of Hines from 2012 through February 2017, where he was responsible for investments and still chairs Hines' Strategy Committee. Previously, he served as Chief Financial Officer of the general partner of Hines from 1992 through 2012. In this role, he was responsible for the financial policies, equity financing and the joint venture relationships of Hines in the U.S. and internationally. He is also a member of Hines' Executive Committee and currently oversees a portfolio of \$160.9 billion in assets under management, which includes \$81.7 billion in assets that Hines manages as a fiduciary and \$79.2 billion for which Hines provides third-party property management services. Prior to becoming Chief Financial Officer of the general partner of Hines, he led the development or redevelopment of numerous projects and initiated the Hines' domestic and international acquisition program. Mr. Johnson graduated from the Georgia Institute of Technology with a B.S. in Industrial Engineering and received his M.B.A. from the Harvard Business School.

Laura Hines-Pierce. Ms. Hines-Pierce works alongside President and CEO Jeff Hines to help shape firmwide strategy, manage key risks and ensure Hines is consistently on the leading edge of being the best real estate investor, partner and manager in the world. She is also a member of the firm's Executive Committee. Ms. Hines-Pierce joined Hines in 2012 and was responsible for project management of land acquisitions and developments in the Midwest and Southeast Regions, including analyzing acquisition and new business opportunities, developing financial and budget models, assessing market research, evaluating mixed-use development opportunities and assisting with institutional fund raising. In 2017, she relocated to Houston to work in the Office of the Chief Investment Officer, focused on several firm-wide initiatives that have helped to refine investment strategy and acquisition efforts. In September 2018, she was named the firm's Transformation Officer to support the firm's strategic and transformative efforts across the business. In addition, Ms. Hines-Pierce was part of the grassroots team that established the OneHines Women's Network, leading to the creation of our Diversity & Inclusion initiative. Prior to joining Hines, she worked for Sotheby's in New York, where she helped develop and implement standardized auction processes and oversaw daily management of departmental auctions and client relationships for high-net-worth clients. She also interned at Eastdil Secured where she was responsible for underwriting, analysis, market research and the development of offering memorandums for a variety of asset types across geographies. Ms. Hines-Pierce received her Bachelor of Arts in Economics and Art History from Duke University and her MBA from Harvard University.

Christopher D. Hughes. Mr. Hughes is CEO of the Capital Markets group, CEO of Hines' East Region and Co-Head of Investment Management. He is a member of the firm's Executive, Steering, Strategy and global Investment Committees. He is responsible for all institutional capital raising activities globally, including structuring of commingled funds and joint ventures. As head of the East Region, Hughes oversees all development, acquisitions and operations activity in the Eastern United States. His past experience includes serving as a development officer in Hines' Washington, D.C. office. He graduated from Southern Methodist University with a B.A. in History. Mr. Hughes also holds Series 22 and 63 Securities Registered Representative Licenses from FINRA.

Chiang Ling Ng. Ms. Ng serves as Chief Investment Officer, Asia, and is responsible for developing investment and fund strategies for the Hines Asia Pacific (APAC) Region and Eurasian Region for India, while also providing additional coverage for Asian investors to access global opportunities and supporting the overall investment activity of the firm. She is a member of Hines' Executive and Investment Committees. Based in our Singapore office, Ng brings more than 20 years of experience in the real estate private equity space spearheading investments and coverage across APAC. Before joining the firm in 2021, Ng served as the CEO and Chief Investment Officer for M&G Real Estate's Asia business, and she worked in the real estate private equity division of Goldman Sachs where she oversaw the division's expansion into China and was responsible for investments and coverage across Asia Pacific. Ng is a graduate of Princeton University and holds a BSE in Electrical Engineering. She is fluent in English, Mandarin and Japanese.

Keith H. Montgomery. Mr. Montgomery is the firm's Chief Financial Officer and is a member of Hines' Executive, IT Steering, Global Investment, Audit and Compliance, and Personnel Committees. As CFO, he is responsible for overseeing Hines' operating business including central services, balance sheet-related activities and bank and other debt financing. He joined Hines in 1997 and most recently served as Senior Vice President and Corporate Controller where he was responsible for overseeing Hines' worldwide controllership function, and the Central Finance and Accounting and Cash Management groups. Mr. Montgomery earned a BBA in Accounting from Texas A&M University and is a Certified Public Accountant.

Lars Huber. Mr. Huber serves as CEO for Hines' Europe and Middle East/North Africa region and also as Senior Managing Director in the Capital Markets Group. He is a member of the Capital Markets Committee. He oversees the European and Asian Capital Markets team and is involved with key investor relationships, structuring commingled funds, joint ventures and capital raising globally. As Co-CEO of the Europe and Middle East/North Africa region, he is responsible for all development activity, acquisitions and operations in the region. Previously, he served as fund manager in the London-based European headquarters and as development officer in Germany specializing in development and acquisitions of real estate. Huber graduated from the European Business School in Frankfurt.

Lee Timmins. Mr. Timmins is Chief Investment Officer, Asia and the CEO of Hines' Eurasia Region, which encompasses Russia, Central and Eastern Europe, and India. He is a member of the firm's Executive and global Investment Committees. Since joining Hines in 1988, he has been instrumental in leading Hines' start-up and growth in a number of international markets as well as establishing and deploying development and acquisition funds including the HCR Long Term Hold Fund, Hines India Fund, Hines India Residential Fund, Hines Poland Sustainable Income Fund, and the Hines Russia & Poland Fund. Timmins' past experience includes over 25 years managing and investing in international markets through his previous role as CEO of the Hines Eurasia Region. He has experience in developing and investing in office, residential, retail, and logistics projects across numerous Asian and European markets. Mr. Timmins received a Bachelor of Business Administration from the University of Texas at Austin, and a Master of Business Administration from the Cox School of Business, Southern Methodist University.

Raymond M. Lawler. Mr. Lawler is Co-CEO of Hines' Asia Pacific Region, which includes the firm's operations in China and Australia, where he oversees all development, acquisitions and operations activity. He is a member of the firm's Executive Committee. Mr. Lawler joined Hines in 2007 and most recently served as a Senior Managing Director in the West Region responsible for over eight million square feet of office, residential, industrial, and retail projects. Prior to joining Hines, he was a Captain in the United States Marine Corps and a Naval Aviator, receiving multiple commendations including the Bronze Star with Valor. Mr. Lawler graduated Magna Cum Laude with a BA in Marine Biology from Boston University and earned his MBA from Harvard Business School. Mr. Lawler is a member of YPO SoCal and previously served as a board member of NAIOP, and as a Planning Commissioner for the City of Newport Beach.

Douglas H. Metzler. Mr. Metzler is Co-CEO of the U.S. West Region, where he jointly oversees all development, acquisitions and operations activity. He is a member of the firm's Executive Committee. He joined Hines in 2002 and most recently served as senior managing director with responsibility for the Los Angeles and Las Vegas offices. As head of those offices, Mr. Metzler oversaw all development, acquisitions and operations activities in those markets. He has helped lead product type expansion within the region by spearheading its first multifamily and industrial developments, as well as its first multifamily acquisition. Mr. Metzler graduated from the University of Southern California with a BS in Business Administration.

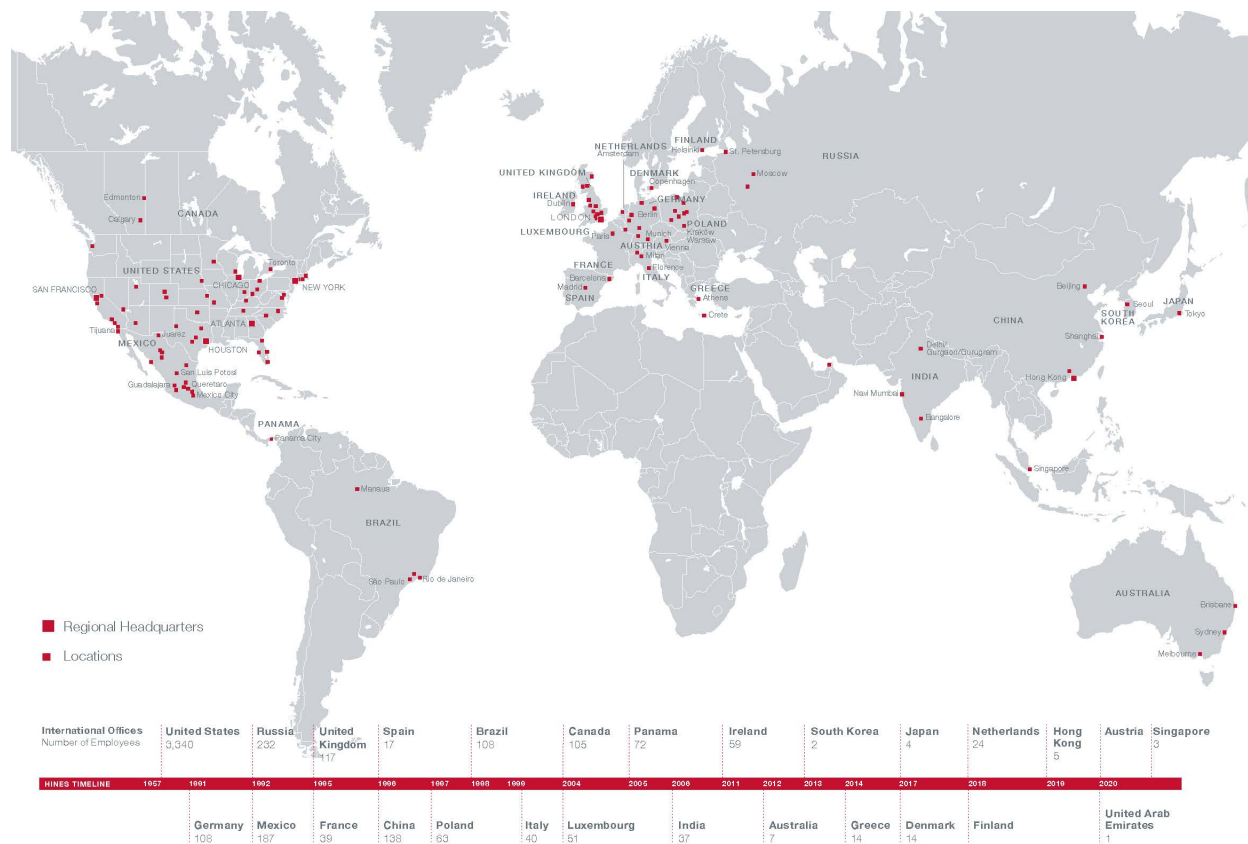
Mark A. Cover. Mr. Cover is the Senior Managing Director and CEO of the Southwest region and Hines Mexico/Central America. He is responsible for all development and operations in the Southwest region of the United States and Mexico representing a total of more than 20 million square feet of real estate. He is also a member of Hines' Executive Committee. He graduated from Bob Jones University with a B.S. in Accounting and is a certified public accountant (retired).

C. Kevin Shannahan. Mr. Shannahan is the Senior Managing Director and CEO of the Midwest and Southeast regions of the United States, Canada and Hines South America. He is responsible for all development and operations in these regions as well as new activities throughout South America and Canada (excluding Vancouver), representing a cumulative total of more than 70 million square feet of real estate and more than 5,000 acres of land development. He is also a member of Hines' Executive Committee. He graduated from Cornell University with a B.S. in Mechanical Engineering and received his M.B.A. from the Harvard Business School.

Sarah B. Hawkins. Ms. Hawkins serves as senior managing director and chief operating officer of the firm's East Region, and she is a member of the firm's Executive Committee. Since joining Hines in 2011, she has been a key player in the Hines New York office, as a development officer responsible for project management, financing, leasing and the pursuit of new business. In addition, she championed Hines' entry into Seniors Housing, a growth area for the firm, and was a founding member of the OneHines Women's Network. Ms. Hawkins graduated from the University of Texas Phi Beta Kappa with a BA where she also received her BBA with High Honors.

Hines' Real Estate Personnel and Structure

Hines is one of the largest and most experienced privately owned real estate investment, acquisition, development and management companies in the world. As of December 31, 2020, Hines has a presence in 240 cities in 27 countries and relationships with many of the world's largest financial institutions, as shown in the map below.



Hines believes that it has mitigated many of the risks inherent in real estate investments by hiring, training and retaining what it believes to be highly qualified management personnel and by rewarding these employees with performance-based compensation. Hines believes that the stability of its organization and its ability to retain its employees is demonstrated by the longevity of their tenure at Hines, as shown in the table below. Hines maintains what it believes are high performance and professional standards and rewards its personnel for their achievements. Typically, incentive compensation is provided to senior officers, as well as other key employees, in the form of profit sharing programs tied to Hines' profitability related to each project, investment fund, geographic area, or the firm as a whole. In addition, for assets or groups of assets within the scope of their responsibilities, Hines' senior officers typically hold equity investments (by way of participation in the interests held by Hines and its affiliates) in properties acquired or developed by Hines, its affiliates and investment partners. Hines believes this performance-based compensation provides better alignment of interests between Hines' employees, Hines and its investors, while providing Hines' employees with long-term incentives. However, there is no guarantee that Hines will be able to retain these employees in the future. The loss of a number of key employees could adversely impact our performance. Please see "Risk Factors—Risks Related to Our Business in General—Our success will be dependent on the performance of Hines as well as key employees of Hines. Certain other investment vehicles sponsored by Hines have experienced adverse developments in the past and there is a risk that we may experience similar adverse developments. Adverse changes in affiliated programs could also adversely affect our ability to raise capital."

Title	As of December 31, 2020 ⁽¹⁾	
	Number of Employees	Average Tenure (Years)
Executive Committee	16	23
Senior Managing Director/SVP	112	21
Managing Director/VP	233	14
TOTAL	361	17

(1) Includes the appointment of Chiang Ling Ng as Chief Investment Officer, Asia, during 2021. All 16 employees who are part of the Hines Executive Committee have individual tenures ranging from 0 to 43 years, with an average tenure in the organization of 23 years.

Hines has employed a decentralized structure and built an international organization with professionals located in major office markets because it believes that knowledge of local market economics and demographic conditions is essential to the success of any real estate asset. Having real estate professionals living and working in most major markets where Hines invests allows Hines to monitor current local conditions and transactions and build relationships with local tenants, brokers and real estate owners. Hines believes that this decentralized structure allows them to better identify potential investment opportunities, perform more effective research of local markets and manage, lease and operate each real estate asset. However, Hines' decentralized structure may or may not have a positive impact on our performance.

Hines' Leasing and Property Management

Hines and its affiliates have extensive experience in providing responsive and professional property management and leasing services. Property management and leasing services provided by Hines include the following:

- tenant relations;
- energy management;
- preventive maintenance;
- security;
- vendor contracting;
- parking management;
- marketing plans;
- broker relations;
- tenant prospecting; and
- lease negotiation.

Hines believes that providing these services in a high-quality and professional manner is integral to tenant satisfaction and retention.

Hines has been repeatedly recognized as an industry leader in property management and leasing. Hines joined ENERGY STAR® as a partner in 1999, and in 2001, 2002 and 2003, the U.S. Environmental Protection Agency, or EPA, named Hines as ENERGY STAR® Partner of the Year. Hines has also received the Sustained Excellence Award 14 times. An ENERGY STAR® label is a designation by the EPA for buildings that it believes show excellence in energy performance, reduced operating costs and environmental leadership. In 2004, Hines became the first commercial real estate company to receive the EPA's ENERGY STAR® Sustained Excellence Award. In each year from 2009 through 2020, the EPA honored Hines with the Sustained Excellence Award in recognition of the firm's continued leadership in superior energy management. As of December 31, 2020, Hines owned and/or managed 148 buildings with approximately 71 million square feet, which have received an ENERGY STAR® label. Hines has been actively involved in the development of the U.S. Green Building Council's LEED rating system, the nationally accepted benchmark for the design, construction and operation of high-performance buildings. As of December 31, 2020, Hines has 171 projects that have been certified, pre-certified or registered under LEED's various programs. Together, these projects represent more than 90.1 million square feet. Hines has received more than 168 awards for buildings it has owned and/or managed from the Building Owners and Managers Association including "Building of the Year," "New Construction of the Year," "Commercial Recycler of the Year" and "Renovated Building of the Year" in local, regional, national and international competitions. In November 2008, Hines REIT, which is sponsored by Hines, received the NAREIT Gold Leader in the Light Award for demonstrating superior and sustained energy practices. The National Association of Real Estate Investment Trusts, or NAREIT, gives the award in collaboration with ENERGY STAR®. NAREIT again honored Hines REIT with the NAREIT Bronze Leader in the Light Award in 2009 and the NAREIT Silver Leader in the Light Award in 2010 for its continuing demonstration of superior and sustained energy practices.

Hines was a founding member of the German Sustainable Building Council and the Russia Green Building Council, and is active in the Green Building Council Brasil, the Green Building Council España, the Green Building Council Italia, the Indian Green Building Council, the BRE Environmental Assessment Method program in the United Kingdom and the Haute Qualité Environnementale program in France.

Hines won the 2021 PREA Real Estate Investment Management ESG award for its Hines European Core Fund (HECF) in the Open-End Fund category. The prestigious annual awards recognize PREA members at the forefront of Environmental, Social and Governance (ESG) matters within real estate investing.

GRESB, the leading ESG benchmark for real estate and infrastructure investments across the world, also named HECF one of the "best of the best" in sustainability leadership across the real estate sector for an unprecedented four years in a row.

Hines believes that real estate is essentially a local business and that it is often a competitive advantage for Hines to have real estate professionals living and working in the local markets in which Hines and its affiliates own properties. This allows Hines' real estate professionals to obtain local market knowledge and expertise and to maintain significant local relationships. As a result, Hines may have access to off-market

acquisitions involving properties that are not yet being generally marketed for sale, which can alleviate competitive bidding and potentially higher costs for properties in certain cases. In addition, in part, as a result of Hines' strong local presence in the markets it serves and its corporate culture, we believe Hines has a strong track record in attracting and retaining tenants.

Hines believes that tenant retention is a critical component of profitable building operations and results in lower volatility. Tenant loss can reduce operating income by decreasing rental revenue and operating expense recoveries and by exposing the property to market-driven rental concessions that may be required to attract replacement tenants. In addition, a property with high tenant turn-over may incur costs of leasing brokerage commissions and construction costs of tenant improvements required by new occupants of the vacant space.

Hines attempts to manage tenant occupancy proactively by anticipating and meeting tenant needs. In addition, Hines attempts to maintain productive relationships with leasing brokers in most major markets in the U.S. and as of December 31, 2020, maintains ongoing direct relationships with approximately 4,613 tenants as the manager of buildings for its own account and as a third-party manager. Hines also has a substantial number of relationships with corporate and financial users of office space as well as with law firms, accounting and consulting firms in multiple locations throughout the United States and, increasingly, in a range of global locations.

Indemnification

We expect to agree to indemnify, defend and hold harmless Hines and its officers, agents and employees from and against any and all causes of action, claims, losses, costs, expenses, liabilities, damages or injuries (including legal fees and disbursements) that such officers, agents and employees may directly or indirectly sustain, suffer or incur arising from or in connection with any property management and leasing agreement or the property, unless the same results from (i) the negligence or misconduct of such officer, agent or employee acting within the scope of their office, employment, or agency, or (ii) the breach of this agreement by Hines. We shall assume on behalf of such officer, agent and employee the defense of any action at law or in equity which may be brought against such officer, agent or employee based upon a claim for which indemnification is applicable.

There is no assurance that the terms outlined above will be contained in any property management and leasing agreements that we or the operating partnership enter into and terms may differ from agreement to agreement.

Our Dealer Manager

Hines Securities, Inc., our Dealer Manager, was formed in June 2003. It is registered under applicable federal and state securities laws and is qualified to do business as a securities broker dealer throughout the United States. Our Dealer Manager provides the marketing function for the distribution and sale of our common shares and for offerings by other Hines-sponsored investment vehicles. Our Dealer Manager is a member firm of the Financial Industry Regulatory Authority.

The following table sets forth information with respect to the directors, officers and the key employees of our Dealer Manager:

Name	Age	Position and Office with our Dealer Manager
J. Mark Earley	58	Director and Chief Executive Officer
Frank R. Apollo	54	Director, Senior Managing Director, Treasurer and Secretary
Cameron Falconer	50	Director
Dugan Fife	46	Senior Managing Director, Retail and Institutional Sales Distribution
Bill Lehw	63	Managing Director, Strategic Accounts

J. Mark Earley. Mr. Earley joined our Dealer Manager in September of 2003 and is the President and Chief Executive Officer and a director of our Dealer Manager. In his prior role as President—Retail Distribution, Mr. Earley was responsible for overseeing share distribution nationally for our Dealer Manager. Prior to joining our Dealer Manager, he was a Managing Director for Morgan Stanley from April 2002 to September 2003. In addition, he was responsible for seeking sales and revenue growth within a region of 65 branches and approximately 1,600 financial advisors. Prior to joining Morgan Stanley, Mr. Earley was the Western Regional Sales Manager for BlackRock Funds from January 2001 to March 2002. He graduated from Stephen F. Austin State University with a B.B.A. in General Business and holds a Texas Real Estate Brokers License and Series 7, 24 and 63 Securities Registered Representative Licenses from FINRA.

Frank R. Apollo. Mr. Apollo joined Hines in 1993 and is the Senior Managing Director—Finance of the general partner of our Advisor and the general partner of the advisor of Hines REIT. Mr. Apollo also has served as Director and Senior Managing Director—Finance of the Dealer Manager since April 2008 and as Treasurer and Secretary of our Dealer Manager since August 2003. Mr. Apollo serves as Senior Managing Director—Finance; Treasurer and Secretary for us and the general partner of our Advisor, and for the general partner of the advisor to Hines Global REIT/HGR Liquidating Trust since December 2008, and for Hines REIT and the general partner of the advisor of Hines REIT from April 2008 until its liquidation and dissolution in August 2018. From April 2008 through November 1, 2011, Mr. Apollo also served as the Senior Managing Director—Finance of the Core Fund and Hines Global REIT. In these roles, he was responsible for overseeing portfolio financial management, debt financings, treasury and liquidity management and legal and corporate governance in the U.S. and internationally. He served as Chief Accounting Officer, Treasurer and Secretary for Hines REIT from August 2003 to April 2008 and Chief Accounting Officer of the Core Fund from July 2004 to April 2008. His responsibilities in these positions included accounting, financial reporting, legal and corporate governance in the U.S. and internationally. He has also served as a Vice President of the general partner of Hines since 1999. In addition to the positions Mr. Apollo currently holds at our

Dealer Manager, Mr. Apollo also served as the Vice President of our Dealer Manager from August 2003 to April 2008, and, as a result of his positions at our Dealer Manager, is responsible for all financial operations of our Dealer Manager. Previously, Mr. Apollo also served as the Vice President and Corporate Controller responsible for the accounting and control functions for Hines' international operations, as the Vice President and Regional Controller for Hines' European Region and as the director of Hines' Internal Audit Department. Before joining Hines, Mr. Apollo was an audit manager with Arthur Andersen. He graduated from the University of Texas with a B.B.A. in Accounting, is a certified public accountant and holds Series 28 and 63 Securities Registered Representative Licenses from FINRA.

Cameron Falconer. Mr. Falconer was promoted to COO/Deputy Head of Capital Markets in 2019 and is responsible for coordinating capital raises for flagship discretionary funds and strategic separate accounts, as well as orchestrating and supporting coverage of important real estate investors globally. Falconer joined Hines in 1997 and has contributed to the development, acquisition, financing, marketing and disposition of more than 15 million square feet of commercial real estate. Before joining Hines, Mr. Falconer acquired diverse experience in design, feasibility analysis, project management and development with a major Canadian pipeline company. He holds a Bachelor of Applied Science, Mechanical Engineering from University of British Columbia and a Master of Business Administration from Stanford University.

Dugan Fife. Mr. Fife joined our Dealer Manager in June of 2004 and is responsible for overseeing national distribution of our Dealer Manager. Prior to his promotion to National Director, he served as the Western Divisional Director and was a Regional Sales Director for our Dealer Manager covering the states of Michigan, Indiana and Kentucky. Before joining our Dealer Manager, Mr. Fife served as a Regional Vice President for Scudder/Deutsche Bank, with responsibility for wholesaling variable annuities. Prior to that, Mr. Fife worked for Sun Life/MFSLF Securities as a Vice President responsible for wholesaling variable, fixed and indexed annuities. He has been in the securities business since 1997. He is a graduate of the University of Michigan with a B.A. in Organizational Studies and holds Series 7, 24 and 63 Securities Registered Representative Licenses from FINRA.

Bill Lehw. Mr. Lehw joined our Dealer Manager in May of 2004 and is the Director of Strategic Accounts of our Dealer Manager. Upon joining our Dealer Manager, Mr. Lehw served as a Regional Director covering North Carolina, South Carolina, Virginia, Maryland, Washington, D.C. and West Virginia, and later became Eastern Divisional Director. Before joining our Dealer Manager, Mr. Lehw served as a Regional Vice President for Seligman Advisors, responsible for wholesaling managed money and mutual funds, and for Van Kampen Investments as a Vice President responsible for wholesaling mutual funds, Unit Investment Trusts and Annuities. He has been in the financial services industry for over 20 years. He is a graduate of The Citadel with a B.A. in Political Science and holds Series 7, 24 and 63 Securities Registered Representative Licenses from FINRA.

MANAGEMENT COMPENSATION

Our Advisor and our Dealer Manager and their affiliates will receive the fees and expense reimbursements described below in connection with performing services for us. We do not intend to pay the Advisor or its affiliates any separate fees for property acquisitions, dispositions, financings or development, or adopt a long-term incentive plan, although our charter permits us to do so, subject to certain limitations. We will, however, reimburse the Advisor and its affiliates for out-of-pocket and other expenses related to the foregoing activities to the extent such expenses are paid by the Advisor.

Type and Recipient	Description and Method of Computation <i>Organization and Offering Activities⁽¹⁾</i>	Estimated Amount
Upfront Selling Commissions and Dealer Manager Fees ⁽²⁾ —our Dealer Manager	<p>Our Dealer Manager will be entitled to receive upfront selling commissions and dealer manager fees in an aggregate amount of up to 3.5% of gross offering proceeds from Class T shares sold in the primary offering (consisting of any combination of selling commissions and dealer manager fees) and upfront selling commissions of up to 3.5% of gross offering proceeds from Class S shares sold in the primary offering.</p> <p>Our Dealer Manager may reallocate all or a portion of the upfront selling commissions and dealer manager fees to participating broker dealers.</p> <p>No upfront selling commissions or dealer manager fees will be paid with respect to purchases of Class D shares, Class I shares or shares of any class sold pursuant to our distribution reinvestment plan.</p>	<p>The actual amount of upfront selling commissions and dealer manager fees will depend on the number of Class T shares and Class S shares sold in the primary offering.</p> <p>Aggregate upfront selling commissions and dealer manager fees will equal approximately \$35.0 million if we sell the maximum amount in our primary offering, assuming payment of the full upfront selling commissions and dealer manager fees and that 1/4 of our offering proceeds are from the sale of Class T shares and 1/4 of our offering proceeds are from the sale of Class S shares.</p>

Type and Recipient	Description and Method of Computation	Estimated Amount
Distribution and Stockholder Servicing Fees ⁽³⁾⁽⁴⁾ —our Dealer Manager	<p data-bbox="375 134 1122 191">Subject to FINRA limitations on underwriting compensation, we will pay our Dealer Manager distribution and stockholder servicing fees:</p> <ul data-bbox="391 216 1122 485" style="list-style-type: none"> <li data-bbox="391 216 1122 296">• with respect to our outstanding Class T shares, in an amount equal to up to 1.0% per annum of the aggregate NAV of our outstanding Class T shares; <li data-bbox="391 310 1122 390">• with respect to our outstanding Class S shares, in an amount equal to up to 1.0% per annum of the aggregate NAV of our outstanding Class S shares; and <li data-bbox="391 405 1122 485">• with respect to our outstanding Class D shares, in an amount equal to up to 0.25% per annum of the aggregate NAV of our outstanding Class D shares. <p data-bbox="375 499 1122 556">We will not pay distribution and stockholder servicing fees with respect to our outstanding Class I shares.</p> <p data-bbox="375 579 1122 1350">We will cease paying distribution and stockholder servicing fees with respect to any Class T share, Class S share or Class D share at the end of the month in which the transfer agent, on our behalf, determines that the total upfront selling commissions, dealer manager fees and distribution and stockholder servicing fees paid with respect to Class T shares, Class S shares or Class D shares, as applicable, held by a stockholder within his or her particular account equals 8.75% (or, in the case of shares sold through certain participating broker dealers, a lower limit as set forth in any applicable agreement between our Dealer Manager and a participating broker dealer at the time such shares were issued) of the gross proceeds from the sale of such Class T shares, Class S shares or Class D shares (including the gross proceeds of any shares issued under our distribution reinvestment plan with respect thereto). At the end of such month, such Class T share, Class S share or Class D share (and any shares issued under our distribution reinvestment plan with respect thereto) will convert into a number of Class I shares (including any fractional shares) with an equivalent aggregate NAV as such share. Although we cannot predict the length of time over which the distribution and stockholder servicing fees will be paid due to potential changes in the NAV of our shares, this fee would be paid with respect to a Class T share or Class S share (in the case of a limit of 8.75% of gross proceeds) over a period of approximately 5.43 years from the date of purchase and with respect to a Class D share (in the case of a limit of 8.75% of gross proceeds) over a period of approximately 35 years from the date of purchase, assuming payment of the full upfront selling commissions and dealer manager fees and a constant NAV of \$10.15, which is our NAV per share as of April 30, 2021. We expect our NAV per share will vary. Under these assumptions, if a stockholder holds his or her shares for these time periods, this fee with respect to a Class T share or Class S share would total a maximum of approximately \$0.55 and with respect to a Class D share would total approximately \$0.89.</p> <p data-bbox="375 1365 1122 1953">In addition, we will cease paying distribution and stockholder servicing fees with respect to Class T shares, Class S shares and Class D shares on the earlier to occur of the following: (i) a listing of our common shares, (ii) our merger or consolidation with or into another entity, or the sale or other disposition of all or substantially all of our assets or (iii) following the completion of the primary portion of this offering, the end of the month in which our Dealer Manager determines that, in the aggregate, underwriting compensation from all sources in connection with this offering, including upfront selling commissions, dealer manager fees, distribution and stockholder servicing fees and other underwriting compensation, is equal to 10% of the gross proceeds from our primary offering. Upon the earliest to occur of such events, our Class T shares, Class S shares and Class D shares will convert into a number of Class I shares (including any fractional shares) with an equivalent aggregate NAV as such shares. We will further cease paying the distribution and stockholder servicing fee on any Class T share, Class S share or Class D share that is redeemed or repurchased, as well as upon our dissolution, liquidation or the winding up of our affairs, or a merger or other extraordinary transaction to which we are a party and in which the Class T shares, Class S shares or Class D shares, each as a class, are exchanged for cash or other securities. We cannot predict if or when this will occur for each Class T share, Class S share and Class D share.</p>	<p data-bbox="1138 134 1511 930">Actual amounts depend upon the NAV per share of Class T shares, Class S shares and Class D shares, the number of Class T shares, Class S shares and Class D shares purchased and when such shares are purchased. For each of Class T shares and Class S shares, the distribution and stockholder servicing fees will equal approximately \$4.8 million per annum if we sell the maximum amount. For Class D shares, the distribution and stockholder servicing fees will equal approximately \$1.3 million per annum if we sell the maximum amount. In each case, we are assuming that, in our primary offering, 1/4 of our offering proceeds are from the sale of Class T shares, 1/4 of our offering proceeds are from the sale of Class S shares and 1/4 of our offering proceeds are from the sale of Class D shares, that the NAV per share of each of our Class T shares, Class S shares and Class D shares remains constant at \$10.15, which is our NAV per share as of April 30, 2021. We expect our NAV per share will vary.</p>

Type and Recipient	Description and Method of Computation	Estimated Amount
Organization and Offering Expense Reimbursement ⁽³⁾⁽⁵⁾ —our Advisor	<p>Prior to December 31, 2018, our Advisor advanced all of our organization and offering expenses on our behalf, including expenses that are deemed issuer costs and certain expenses that are deemed underwriting compensation, such as legal, accounting, printing, mailing and filing fees and expenses, bona fide due diligence expenses of participating broker dealers and investment advisers supported by detailed and itemized invoices, costs in connection with preparing sales materials, design and website expenses, fees and expenses of our transfer agent, fees paid by registered representatives associated with our Dealer Manager to attend retail seminars sponsored by participating broker dealers, costs associated with sponsoring conferences, including reimbursements for registered representatives associated with participating broker dealers to attend educational conferences sponsored by us or our Dealer Manager, reimbursements for customary lodging, meals and reasonable entertainment expenses and promotional items, technology costs and legal fees of our Dealer Manager, but excluding upfront selling commissions, dealer manager fees and distribution and stockholder servicing fees. We will reimburse our Advisor for all such advanced expenses, as well as any organization and offering expenses incurred in prior periods related to our initial public offering, ratably over the 60 months following December 31, 2018, to the extent reimbursements to our Advisor for cumulative organization and offering expenses do not exceed an amount equal to 2.5% of gross offering proceeds from our public offerings.</p> <p>Following December 31, 2018, we began reimbursing our Advisor for any organization and offering expenses that it incurs on our behalf as and when incurred to the extent that aggregate reimbursements to our Advisor for cumulative organization and offering expenses do not exceed an amount equal to 2.5% of gross offering proceeds from our public offerings. Although the cap on reimbursements to our Advisor and its affiliates for cumulative organization and offering expenses is equal to 2.5% of the gross offering proceeds from our public offerings, we estimate that the total reimbursement that will be paid to our Advisor and its affiliates for cumulative organization and offering expenses incurred will be equal to approximately 1.17% of the maximum gross offering proceeds from the primary offering.</p>	<p>We estimate the reimbursement for our organization and offering expenses (excluding upfront selling commissions, dealer manager fees and distribution and stockholder servicing fees) to be approximately \$23.4 million if we sell the maximum offering amount.</p>
Acquisition Expenses Reimbursement ⁽⁶⁾ —our Advisor	<p style="text-align: center;"><i>Investment Activities</i></p> <p>We do not intend to pay the Advisor any acquisition, financing (except interest payments to the lender in cases where the lender is an affiliate of the Advisor) or other similar fees in connection with making investments. We will, however, reimburse our Advisor for out-of-pocket expenses in connection with the selection, evaluation, structuring, acquisition, origination, financing and development of properties and real estate-related securities, whether or not such investments are acquired, and make payments to third parties or certain of the Advisor’s affiliates in connection with making investments as described in “—Fees for Other Services” below.</p>	<p>Not determinable at this time.</p>

Type and Recipient	Description and Method of Computation <i>Operational Activities</i>	Estimated Amount
Asset Management Fee and Expense Reimbursements—our Advisor	<p>We pay our Advisor an asset management fee equal to 0.0625% per month of the value of our real estate investments at the end of each month. The value of our real estate investments at the end of each month is determined using the cost of our real estate investments at the end of each month; provided that if our board of directors has determined an NAV per share that includes the real estate investments on which the asset management fee is being calculated, the asset management fee with respect to those real estate investments will be equal to 0.0625% per month of the most recently determined value of such real estate investments at the end of each month. In no event will the asset management fee exceed an amount equal to 1/12th of 1.25% of our NAV at the end of the applicable month.</p> <p>The asset management fee may be paid, at the Advisor’s election, in cash, Class I shares or Class I OP units. If our Advisor elects to receive any portion of its management fee in Class I shares or Class I OP units, we may repurchase such Class I shares or Class I OP units from the Advisor at a later date. Class I shares and Class I OP units obtained by our Advisor in lieu of a cash asset management fee will not be subject to the 5% holding discount under our share redemption program, but will be subject to the monthly and quarterly volume limitations that exist under our share redemption program. Any such Class I shares will be repurchased at the then-current redemption price under our share redemption program. The Operating Partnership will repurchase any such OP Units for cash in an amount determined in accordance with the Limited Partnership Agreement of the Operating Partnership, which generally will equal the aggregate NAV of such OP Units, unless our board of directors determines that any such repurchase for cash would be prohibited by applicable law or our charter, in which case such OP Units will be repurchased for shares of our common stock with an equivalent aggregate NAV. Our Advisor will have the option of exchanging Class I shares for an amount of Class T shares, Class S shares or Class D shares with an equivalent aggregate NAV and will have registration rights with respect to shares of our common stock.</p> <p>In addition to the organization and offering expense and acquisition expense reimbursements described above, we reimburse our Advisor for out-of-pocket costs and expenses that it incurs in connection with the services it provides to us, including, but not limited to, (i) the actual cost of goods and services used by us and obtained from third parties, including fees paid to administrators, consultants, attorneys, technology providers and other services providers, and brokerage fees paid in connection with the purchase and sale of investments and securities, and (ii) expenses of managing and operating our properties, whether payable to an affiliate or a non-affiliated person. See “Management-Our Advisor and Our Advisory Agreement-Compensation.”</p> <p>As long as the Advisory Agreement has not been terminated (including by means of non-renewal), our Advisor, as the holder of the Special OP Units will be entitled to a performance participation interest in the Operating Partnership that entitles it to receive an allocation from our Operating Partnership equal to 12.5% of the Total Return, subject to a 5% Hurdle Amount, with a Catch-Up (each term as defined below). Such allocation will be made annually and accrue monthly.</p>	Not determinable at this time. Actual amounts of the asset management fee depend upon the cost of our real estate assets.

Type and Recipient	Description and Method of Computation	Estimated Amount
Performance Participation Allocation—our Advisor	<p data-bbox="375 134 1127 186">Specifically, our Advisor will be allocated a performance participation in an amount equal to:</p> <ul data-bbox="375 214 1127 478" style="list-style-type: none"> <li data-bbox="375 214 1127 415">• <i>First</i>, if the Total Return for the applicable period exceeds the sum of (i) the Hurdle Amount for that period and (ii) the Loss Carryforward Amount (any such excess, “Excess Profits”), 100% of such annual Excess Profits until the total amount allocated to our Advisor equals 12.5% of the sum of (x) the Hurdle Amount for that period and (y) any amount allocated to our Advisor pursuant to this clause (this is commonly referred to as a “Catch-Up”); and <li data-bbox="375 422 1127 478">• <i>Second</i>, to the extent there are remaining Excess Profits 12.5% of such remaining Excess Profits. <p data-bbox="375 485 1127 541">“Total Return” for any period since the end of the prior calendar year shall equal the sum of:</p> <ul data-bbox="375 569 1127 833" style="list-style-type: none"> <li data-bbox="375 569 1127 653">(i) all distributions accrued or paid (without duplication) on the OP Units outstanding at the end of such period since the beginning of the then-current calendar year, <i>plus</i> <li data-bbox="375 659 1127 833">(ii) the change in aggregate NAV of such units since the beginning of the year, before giving effect to (x) changes resulting solely from the proceeds of issuances of OP Units, (y) any allocation/accrual to the performance participation interest and (z) applicable distribution and stockholder servicing fee expenses (including any payments made to us for payment of such expenses). <p data-bbox="375 840 1127 1104">For the avoidance of doubt, the calculation of Total Return will (i) include any appreciation or depreciation in the NAV of units issued during the then-current calendar year but (ii) exclude the proceeds from the initial issuance of such units. In addition, with respect to a year in which we complete a liquidity event, the calculation of Total Return will include any change in the aggregate NAV of the OP Units outstanding will be deemed to equal the difference between the aggregate NAV of such units at the beginning of the year and the aggregate value of such units determined in connection with such liquidity event.</p> <p data-bbox="375 1119 1127 1493">“Hurdle Amount” for any period during a calendar year means that amount that results in a 5% annualized internal rate of return on the NAV of the OP Units outstanding at the beginning of the then-current calendar year and all OP Units issued since the beginning of the then-current calendar year, taking into account the timing and amount of all distributions accrued or paid (without duplication) on all such units and all issuances of OP Units over the period. The ending NAV of the OP Units used in calculating the internal rate of return will be calculated before giving effect to any allocation/accrual to the performance participation interest and applicable distribution and stockholder servicing fee expenses. For the avoidance of doubt, the calculation of the Hurdle Amount for any period will exclude any OP Units repurchased during such period, which units will be subject to the performance participation allocation upon repurchase as described below.</p> <p data-bbox="375 1520 1127 1604">Except as described in Loss Carryforward Amount below, any amount by which Total Return falls below the Hurdle Amount will not be carried forward to subsequent periods.</p> <p data-bbox="375 1631 1127 1936">“Loss Carryforward Amount” shall initially equal zero and shall cumulatively increase by the absolute value of any negative annual Total Return and decrease by any positive annual Total Return, provided that the Loss Carryforward Amount shall at no time be less than zero and provided further that the calculation of the Loss Carryforward Amount will exclude the Total Return related to any OP Units repurchased during such year, which units will be subject to the performance participation allocation upon repurchase as described below. The effect of the Loss Carryforward Amount is that the recoupment of past annual Total Return losses will offset the positive annual Total Return for purposes of the calculation of the performance participation allocation.</p>	Actual amounts of the performance participation allocation depend upon the Operating Partnership’s actual annual Total Return and, therefore, cannot be calculated at this time.

Type and Recipient	Description and Method of Computation	Estimated Amount
	<p>Our Advisor will also be allocated a performance participation with respect to all OP Units that are repurchased at the end of any month (in connection with redemptions of our shares in our share redemption program) in an amount calculated as described above with the relevant period being the portion of the year for which such unit was outstanding, and proceeds for any such unit repurchase will be reduced by the amount of any such performance participation.</p> <p>Distributions on the performance participation interest may be payable in cash or Class I OP units at the election of our Advisor. If our Advisor elects to receive such distributions in Class I OP Units, then our Advisor may request the Operating Partnership to repurchase such OP Units from our Advisor at a later date. Any such repurchase requests will not be subject to the 5% holding discount under our share redemption program but will be subject to the monthly and quarterly volume limitations that exist under our share redemption program. The Operating Partnership will repurchase any such OP Units for cash in an amount determined in accordance with the Limited Partnership Agreement of the Operating Partnership, which generally will equal the aggregate NAV of such OP Units, unless our board of directors determines that any such repurchase for cash would be prohibited by applicable law or our charter, in which case such OP Units will be repurchased for shares of our common stock with an equivalent aggregate NAV.</p> <p>See “The Operating Partnership—Special OP Units.”</p>	
Property Management Fee—Hines or its Affiliates	Customary property management fees if Hines or an affiliate is our property manager. Such fees will be paid in an amount that is usual and customary in that geographic area for that type of property. We expect such fee could range from 2.5% to 4.0% of the annual gross revenues for our properties. ⁽⁷⁾⁽⁸⁾	Not determinable at this time.
Leasing Fee—Hines or its Affiliates	Customary leasing fees if Hines or an affiliate is our primary leasing agent. Such fees will be paid in an amount that is usual and customary in that geographic area for that type of property. We expect such fee could range from 1% to 3% of the annual gross rent paid under a lease. ⁽⁷⁾⁽⁸⁾	Not determinable at this time.
Tenant Construction Management Fees—Hines or its Affiliates	Amount payable by the tenant under its lease or, if payable by the landlord, direct costs incurred by Hines or an affiliate if the related services are provided by off-site employees. ⁽⁹⁾	Not determinable at this time.
Re-development Construction Management Fees—Hines or its Affiliates	Customary re-development construction management fees if Hines or its affiliates provide such services. Such fees will be paid in an amount that is usual and customary in the geographic area for that type of property. We expect such fee could range from 3% to 6% of the total projected re-development or construction cost. ⁽⁷⁾	Not determinable at this time.
Fees for Other Services—Affiliates of our Advisor	<p>We may retain certain of the Advisor’s affiliates, from time to time, for services relating to our investments or our operations, which may include corporate services, statutory services, transaction support services (including but not limited to coordinating with brokers, lawyers, accountants and other advisors, assembling relevant information, conducting financial and market analyses, and coordinating closing procedures) and loan management and servicing, and within one or more such categories, providing services in respect of asset and/or investment administration, accounting, technology, tax preparation, finance (including but not limited to budget preparation and preparation and maintenance of corporate models), treasury, operational coordination, risk management, insurance placement, human resources, legal and compliance, valuation and reporting-related services, as well as services related to mortgage servicing, group purchasing, healthcare, consulting/brokerage, capital markets/credit origination, property, title and/or other types of insurance, management consulting and other similar operational matters. Any fees paid to our Advisor’s affiliates for any such services will not reduce the asset management fee. Any such arrangements will be at market rates.</p>	Actual amounts depend on whether affiliates of our Advisor are actually engaged to perform such services.

- (1) The total compensation related to our organization and offering activities, which includes upfront selling commissions, dealer manager fees, distribution and stockholder servicing fees and organization and offering expenses will not exceed 15% of the gross offering proceeds.
- (2) Upfront selling commissions and dealer manager fees for sales of Class T shares and Class S shares may be reduced or waived in connection with volume discounts. See “Plan of Distribution—Underwriting Terms—Front-End Selling Commissions and Discounts (Class T shares and Class S shares)” and “—Dealer Manager Fees (Class T shares).” If all shares sold in this offering are Class S shares, our total upfront selling commissions would be

approximately \$70 million if we raise the maximum offering, assuming that the maximum upfront selling commission is paid for each share sold in our primary offering and no shares are issued pursuant to our distribution reinvestment plan.

- (3) We also will cease paying distribution and stockholder servicing fees at the date following the completion of the primary portion of this offering at the end of the month in which our Dealer Manager determines that total underwriting compensation from any source in connection with this offering equals 10% of the gross proceeds from our primary offering (i.e., excluding proceeds from sales pursuant to our distribution reinvestment plan). This limitation is intended to ensure that we satisfy the FINRA requirement that total underwriting compensation paid in connection with this offering does not exceed 10% of the gross proceeds of our primary offering.
- (4) In calculating our distribution and stockholder servicing fee, we will use our NAV before giving effect to accruals for the distribution and stockholder servicing fee or distributions payable on our shares. If all shares sold in this offering are Class S shares, our total annual distribution and stockholder servicing fees would be approximately \$19.3 million if we raise the maximum offering, assuming that our NAV per share for Class S shares is \$10.15, which is our NAV per share as of April 30, 2021 and no shares are issued pursuant to our distribution reinvestment plan. We expect our NAV per share will vary.
- (5) These amounts represent estimated expenses incurred in connection with our organization and this offering. Under no circumstances may our total organization and offering expenses (including upfront selling commissions, dealer manager fees, distribution and stockholder servicing fees and due diligence expenses) exceed 15% of the gross proceeds from this offering. Any organization and offering expenses that are deemed underwriting expenses will be subject to the FINRA requirement that total underwriting compensation paid in connection with the offering does not exceed 10% of the gross proceeds of our primary offering. As a result of the 2.5% cap on reimbursement as a percentage of gross offering proceeds, we have not been obligated to reimburse our Advisor for all organization and offering expenses our Advisor had incurred in connection with our public offerings. Following December 31, 2018, we began reimbursing our Advisor ratably for the cumulative organization and offering expenses incurred by our Advisor in connection with our public offerings, including those incurred in prior periods, to the extent such expenses do not exceed 2.5% of gross offering proceeds from our public offerings. From inception through March 31, 2021, we had reimbursed our Advisor \$23.5 million in organization and offering expenses out of \$28.8 million incurred by our Advisor.
- (6) We will pay all expenses incurred in connection with the acquisition of our investments, including legal and accounting fees and expenses, brokerage commissions payable to unaffiliated third parties, travel expenses, costs of appraisals (including independent appraisals), nonrefundable option payments on property not acquired, engineering, due diligence, transaction support services, title insurance and other expenses related to the selection and acquisition of investments, whether or not acquired. While most of the acquisition expenses are expected to be paid to third parties, a portion of the out-of-pocket acquisition expenses may be paid or reimbursed to our Advisor or its affiliates. Acquisition expenses will in no event exceed 6% of the gross purchase price of the property.
- (7) Such fees must be approved by a majority of our independent directors as being fair and reasonable and on terms and conditions not less favorable than those available from unaffiliated third parties.
- (8) Property management fees and leasing fees for international acquisitions may differ from our domestic property management fees and leasing fees due to differences in international markets, but in all events the fees shall be paid in compliance with our charter, and fees paid to Hines and its affiliates shall be approved by a majority of our independent directors.
- (9) These fees relate to construction management services for improvements and build out tenant space.

In addition, we pay our independent directors certain fees and reimburse our independent directors for certain out-of-pocket expenses, including for their attendance at board or committee meetings. Please see “Management—Compensation of Directors.” Additionally, if we borrow any funds from our Advisor or its affiliates or if our Advisor or its affiliates defer any fees, we may pay them interest at a competitive rate. Any such transaction must be approved by a majority of our independent directors.

Subject to limitations in our charter, such fees, compensation, income, expense reimbursements, interests, distributions and other payments payable to Hines and its affiliates may increase or decrease during this offering or future offerings from those described above if such revision is approved by a majority of our independent directors.

Our Total Operating Expenses, including any performance participation allocation made to our Advisor with respect to its performance participation interest in the Operating Partnership, will be limited during any four fiscal quarters to the greater of (a) 2.0% of our Average Invested Assets and (b) 25.0% of our Net Income. This limit may be exceeded only if our independent directors have made a finding that, based on such unusual and non-recurring factors as they deem sufficient, a higher level of expenses is justified, and such finding is recorded in the minutes of a meeting of the independent directors. For purposes of these limits:

- “Total Operating Expenses” are all costs and expenses paid or incurred by us, as determined under generally accepted accounting principles, including the asset management fee and the performance participation allocation, but excluding: (i) the expenses of raising capital such as organization and offering expenses, legal, audit, accounting, underwriting, brokerage, listing, registration and other fees, printing and other such expenses and taxes incurred in connection with the issuance, distribution, transfer, registration and listing of our capital stock, (ii) property-level expenses incurred at each property, (iii) interest payments, (iv) taxes, (v) non-cash expenditures such as depreciation, amortization and bad debt reserves, (vi) incentive fees paid in compliance with our charter, (vii) acquisition fees and acquisition expenses related to the selection and acquisition of assets, whether or not a property is actually acquired, (viii) real estate commissions on the sale of property and (ix) other fees and expenses connected with the acquisition, disposition, management and ownership of real estate interests, mortgage loans or other property (including the costs of foreclosure, insurance premiums, legal services, maintenance, repair and improvement of property).
- “Average Invested Assets” means, for any period, the average of the aggregate book value of our assets, invested, directly or indirectly, in equity interests in and loans secured by real estate, including all properties, mortgages and real estate-related

securities and consolidated and unconsolidated joint ventures or other partnerships, before deducting depreciation, amortization, impairments, bad debt reserves or other non-cash reserves, computed by taking the average of such values at the end of each month during such period.

- “Net Income” means, for any period, total revenues applicable to such period, less the total expenses applicable to such period other than additions to, or allowances for, non-cash charges such as depreciation, amortization, impairments and reserves for bad debt or other similar non-cash reserves.

Based upon a review of unusual and non-recurring factors, including but not limited to our being in the early stages of raising and deploying capital, the limited number of assets acquired to date and the timing of those acquisitions, a majority of our independent directors determined that the excess expenses were justified and thus reimbursable to our Advisor. For the four fiscal quarters ended March 31, 2021, our Total Operating Expenses did not exceed the 2% and 25% limitation.

Performance Participation Allocation Example

The following example illustrates how we would calculate the performance participation allocation at the end of a given year based on the assumptions set forth in rows A through E of the table below. All amounts are with respect to the units outstanding at the end of such year. Actual results may differ materially from the following example.

	Dollars(1)	Dollars Per Share(1)
A. Beginning NAV	\$ 1,000,000,000	\$ 10.15
B. Loss Carryforward Amount	—	—
C. Net proceeds from new issuances	—	—
D. Distributions paid (in twelve equal monthly installments)	\$ 47,500,000	\$ 0.47
E. Change in NAV required to meet 5% annualized internal rate of return(1)	\$ 1,400,000	\$ 0.01
F. Hurdle Amount(2) (D plus E)	\$ 48,900,000	\$ 0.48
G. Actual change in NAV	\$ 10,000,000	\$ 0.10
H. Annual Total Return prior to performance participation allocation (D plus G)	\$ 57,500,000	\$ 0.57
I. Excess Profits (H minus the sum of B and F)	\$ 8,600,000	\$ 0.09
J. Performance participation allocation is equal to 12.5% of annual Total Return (H) because the annual Total Return exceeds the Hurdle Rate (F) plus loss carryforward amount (B) with enough Excess Profits (I) to achieve the full Catch-Up	\$ 7,187,500	\$ 0.07

- (1) Dollar amounts are rounded to the nearest \$100,000. Per share amounts are rounded to the nearest whole cent.
- (2) The Hurdle Amount for any period is that amount that results in a 5% annualized internal rate of return on the NAV of the units outstanding at the end of the period. An internal rate of return reflects the timing and amount of all distributions accrued or paid (without duplication) and any issuances of such units during the period. Internal rate of return is a metric used in business and asset management to measure the profitability of an investment, and is calculated according to a standard formula that determines the total return provided by cash flows and changes in values over time.

The table below outlines fees and expense reimbursements incurred that were payable by us to Hines and its affiliates for the periods indicated below (in thousands):

Type and Recipient	Incurred During the Three Months Ended March 31,		Incurred During the Years Ended December 31,			Unpaid as of	
	2021	2020	2020	2019	2018	March 31, 2021	December 31, 2020
Selling Commissions- Dealer Manager ⁽¹⁾	\$ 631	\$ 1,647	\$ 3,182	\$ 7,481	\$ 837	\$ —	\$ —
Dealer Manager Fee- Dealer Manager ⁽¹⁾	122	296	576	1,337	146	—	—
Distribution & Stockholder Servicing Fees- Dealer Manager ⁽¹⁾	1,964	4,297	9,484	17,696	2,411	26,794	26,271
Organization and Offering Costs- the Advisor	773	863	4,457	4,445	3,273	5,319	6,263
Asset Management Fees- the Advisor	3,461	2,791	11,674	7,985	5,004	3,348	2,672
Other ⁽²⁾ - the Advisor	630	447	1,005	2,846	2,316	826	1,249
Performance Participation Allocation- the Advisor ⁽³⁾	2,234	—	—	7,713	5,954	2,234	—
Interest Expense- Hines ⁽⁴⁾	—	361	362	1,288	926	—	—
Property Management Fees- Hines	647	682	2,249	1,866	1,093	118	91
Development and Construction Management Fees- Hines	47	64	657	413	472	365	650
Leasing Fees- Hines and our affiliates	414	92	877	601	388	451	230
Expense Reimbursement- Hines (with respect to management and operations of our properties) ⁽⁵⁾	2,750	1,831	8,157	4,506	2,168	8	1,869
Total	\$ 13,673	\$ 13,371	\$ 42,680	\$ 58,177	\$ 24,988	\$ 39,463	\$ 39,295

- (1) Some or all of these fees may be reallocated to participating broker dealers rather than being retained by the Dealer Manager.
- (2) Includes amounts our Advisor paid on our behalf such as general and administrative expenses and acquisition-related expenses. These amounts are generally reimbursed to our Advisor during the month following the period in which they are incurred.
- (3) Through its ownership of the Special OP Units in the Operating Partnership, our Advisor is entitled to an annual performance participation allocation of 12.5% of the Operating Partnership's total return. Total return is defined as distributions paid or accrued plus the change in net asset value of the Company's shares of common stock for the applicable period. This performance participation allocation is subject to investors earning a 5% return, after considering the effect of any losses carried forward from the prior period (as defined in the Operating Partnership agreement). The performance participation allocation accrues monthly and is payable after the completion of each calendar year. See "Management Compensation—Performance Participation Allocation."
- (4) Includes amounts paid related to the Hines Credit Facility. See "Our Real Estate Investments—Our Permanent Debt" for a description of this credit facility.
- (5) Includes amounts with respect to the management and operation of the Company's properties. These amounts are generally reimbursed to Hines and its affiliates during the month following the period in which they are incurred. Reimbursement of third party costs are not included in the incurred amounts.

In addition, we pay our independent directors certain fees and reimburse our independent directors for certain out-of-pocket expenses, including for their attendance at board or committee meetings. We also issue restricted shares of our common stock to our independent directors. Please see "Management—Compensation of Directors." Additionally, we have borrowed funds from Hines, we may borrow funds from our Advisor or its affiliates, and our Advisor or its affiliates may defer fees, in which case we may pay them interest at a competitive rate. Any such transaction must be approved by a majority of our independent directors.

Subject to limitations in our charter, such fees, compensation, income, expense reimbursements, interests, distributions and other payments payable to Hines and its affiliates may increase or decrease during this offering or future offerings from those described above if such revision is approved by a majority of our independent directors.

OUR REAL ESTATE INVESTMENTS

As of May 28, 2021, we owned interests in twenty-five real estate investments. The table below provides information regarding these investments.

Property ⁽¹⁾	Location	Date Acquired/ Net Purchase Price (in millions) ⁽²⁾	Estimated Going-in Capitalization Rate ⁽³⁾	Leasable Square Feet	Percent Leased
Domestic Office					
Cottonwood Corporate Center	Salt Lake City, Utah	7/2016; \$139.2	6.9%	486,322	93 %
1015 Half Street	Washington, D.C.	5/2021; \$215.7	5.6 %	396,344	96 %
Total Domestic Office				882,666	94 %
Domestic Residential/Living					
Venue Museum District ⁽⁴⁾	Houston, Texas	9/2018; \$72.9	3.9%	294,964	90 %
The Alloy ⁽⁵⁾	College Park, Maryland	11/2019; \$98.0	5.0%	230,902	93 % ⁽¹⁰⁾
The Emerson ⁽⁶⁾	Centreville, Virginia	1/2020; \$117.0	4.5%	328,341	92 %
Total Domestic Residential/Living				854,207	91 %
Domestic Retail					
Rookwood	Cincinnati, Ohio	1/2017; \$193.7	6.0%	600,973	81 %
The Promenade Shops at Briargate	Colorado Springs, Colorado	9/2019; \$93.2	7.7%	236,539	83 %
Total Domestic Retail				837,512	81 %
Domestic Industrial					
Advanced Manufacturing Portfolio	Santa Clara, California	8/2020; \$107.0	6.1%	417,023	96 %
6000 Schertz	Schertz, Texas	12/2020; \$129.2	5.2%	1,262,294	100 %
5301 Patrick Henry	Santa Clara, California	02/2021; \$68.0	5.4%	129,199	100 %
900 Patrol Road	Jeffersonville, Indiana	5/2021; \$99.0	5.5 %	1,015,740	100 %
Total Domestic Industrial				2,824,256	99 %
International Industrial					
<i>Central Europe Industrial</i>					
Fresh Park Venlo	Venlo, Netherlands	10/2018; \$136.3	6.7%	2,959,763	90 %
Maintal Logistics	Frankfurt, Germany	12/2018; \$43.8	5.7%	387,253	96 %
ABC Westland	The Hague, Netherlands	5/2019; \$142.8	6.2%	1,356,177	96 %
Gdańsk PL II	Gdańsk, Poland	9/2019; \$29.9	6.7%	346,996	100 %
Łódź Urban Logistics	Łódź, Poland	9/2019; \$25.2	6.6%	389,233	100 %
Madrid Airport Complex	Madrid, Spain	6/2020; \$33.2	12.7%	467,014	100 %
Total Central Europe Industrial				5,906,436	94 %
<i>U.K. Industrial</i>					
Charles Tyrwhitt DC	Milton Keynes, United Kingdom	11/2019; \$19.9	5.7%	145,452	100 %
DSG Bristol	Bristol, United Kingdom	11/2019; \$47.0	5.0%	269,089	100 %
Royal Mail	Edinburgh, United Kingdom	12/2019; \$33.4	5.3%	212,028	100 %
Wakefield Logistics	Wakefield, United Kingdom	7/2020; \$25.6	5.5%	207,115	100 %
5100 Cross Point	Coventry, United Kingdom	12/2020; \$22.8	4.7%	146,652	100 %
Total U.K. Industrial				980,336	100 %
Total International Industrial				6,886,772	95 %
International Residential/Living					
Montrose Student Residences ⁽⁷⁾	Dublin, Ireland	3/2017; \$40.6	5.5%	53,835	17 % ⁽¹¹⁾
Queen's Court Student Residences ⁽⁸⁾	Reading, United Kingdom	10/2017; \$65.3	6.2%	79,115	63 % ⁽¹⁰⁾
Glasgow West End ⁽⁹⁾	Glasgow, United Kingdom	9/2019; \$89.5	5.5%	113,389	83 % ⁽¹⁰⁾
Total International Residential/Living				246,339	62 %
Total for All Investments				12,531,752	93 %

- (1) On December 31, 2020, we effectively owned a 99.98% interest in the twenty-three properties acquired prior to December 31, 2020 through our ownership interest in the Operating Partnership as its sole general partner. Hines Global REIT II Associates Limited Partnership (“HALP II”), an affiliate of Hines, owned the remaining 0.02% interest in the Operating Partnership.
- (2) For acquisitions denominated in a foreign currency, amounts have been translated to U.S. dollars at a rate based on the exchange rate in effect on the acquisition date. Additionally, these net purchase price amounts exclude any acquisition costs which may have been incurred related to each acquisition. Upon our adoption of Accounting Standards Update 2017-01 in 2018, we capitalized acquisition-related costs for our property acquisitions.
- (3) The estimated going-in capitalization rate is determined as of the date of acquisition by dividing the projected property revenues in excess of expenses for the first fiscal year by the net purchase price (excluding closing costs and taxes). Property revenues in excess of expenses includes all projected operating revenues (rental income, tenant reimbursements, parking and any other property-related income) less all projected operating expenses (property operating and maintenance expenses, property taxes, insurance and property management fees). The projected property revenues in excess of expenses includes assumptions which may not be indicative of the actual future performance of the property, including the assumption that the tenants will perform under their lease agreements during the 12 months following our acquisition of the properties and assumptions concerning estimates of timing and rental rates related to re-leasing vacant space.
- (4) Venue Museum District consists of 224 units with an average effective monthly rental rate of \$2,252 per unit as of December 31, 2020.
- (5) The Alloy consists of 275 units with an average effective monthly rental rate of \$2,364 per unit as of December 31, 2020.
- (6) The Emerson consists of 355 units with an average effective monthly rental rate of \$1,972 per unit as of December 31, 2020.
- (7) As discussed in more detail below, Montrose Student Residences is not currently in operation, and accordingly has no average effective weekly rental rate to report for its vacant 210 beds as of December 31, 2020.
- (8) The Queen’s Court Student Residences consists of 395 beds with an average effective weekly rental rate of £202 (approximately \$276 assuming a rate of \$1.36 per GBP as of December 31, 2020) per bed.
- (9) Glasgow West End consists of 607 beds with an average effective weekly rental rate of £196 (approximately \$268 assuming a rate of \$1.36 per GBP as of December 31, 2020) per bed.
- (10) Represents the average projected occupancy for these projects over the 2020/2021 academic year based on leases signed to date. Leases at student housing properties are signed in advance of an academic year and units in our student housing properties are considered occupied if we have a signed lease for the unit for the academic year and have not issued a refund for the unit even if the property is not physically occupied. Our international student housing properties have been significantly impacted by the Coronavirus pandemic as a result of school closures, which resulted in refunded rent during the year ended December 31, 2020 following the closing of nearby universities for the remainder of the 2019/2020 school year, as well as additional refunds granted from January through May 2021 in response to the closing of in-campus learning in early 2021 by local governments. If there are additional school closures related to the Coronavirus pandemic in the future, we could be required to issue additional refunds, which would result in our actual occupancy differing from the projections included in the table above.
- (11) On August 13, 2020, we proactively closed the residential accommodations at Montrose, our student housing property located in Ireland, for the spring 2021 semester in order to more efficiently perform renovations including the replacement of certain building safety equipment systems. In February 2021, we expanded the scope of the overall renovation beyond what was originally planned for the project. We currently estimate the total renovation cost to be approximately \$21.5 million. Additionally, our redevelopment has recently been placed on hold due to additional lockdown measures in place in response to the Coronavirus pandemic. These delays will likely cause us to also be closed for the 2021 fall semester. As a result of these closures, we expect a reduction of revenues in excess of property expenses of approximately \$3.0 million to \$4.0 million compared to prior years.

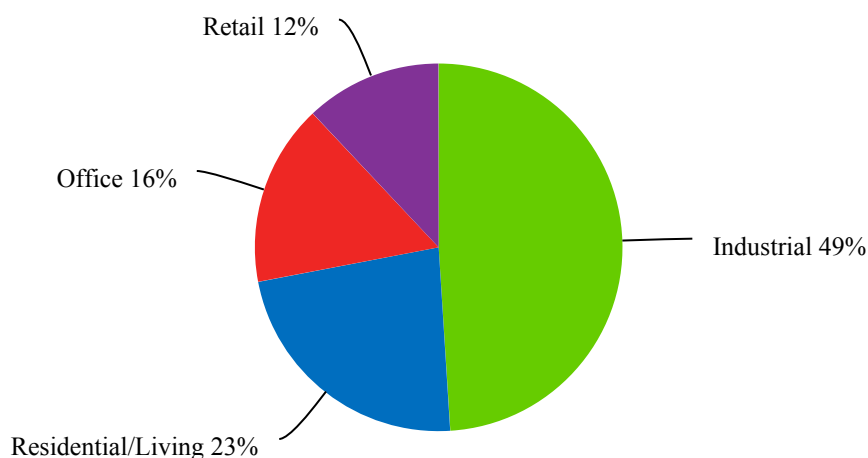
Lease Expirations

The following table lists the scheduled lease expirations and related expiring base rents of our commercial properties for the period from March 31, 2021 through December 31, 2021 and for each of the years ending December 31, 2022 through December 31, 2030 and the period thereafter for the commercial properties we owned as of March 31, 2021. It does not include the effect of our residential/living or student housing properties. The table also shows the approximate leasable square feet represented by the applicable lease expirations.

Leasable Area					
Year	Number of Leases	Approximate Square Feet	Percent of Total Leasable Area	Annual Base Rental Income of Expiring Leases	Percent of Total Annual Base Rental Income
2021	43	528,188	5.6%	\$ 7,794	8.1%
2022	45	975,986	10.3%	\$ 9,665	10.1%
2023	45	836,125	8.9%	\$ 12,508	13.1%
2024	37	975,696	10.3%	\$ 10,607	11.1%
2025	27	877,696	9.3%	\$ 6,078	6.3%
2026	26	1,144,772	12.1%	\$ 11,285	11.8%
2027	8	203,238	2.2%	\$ 1,765	1.8%
2028	9	1,550,130	16.4%	\$ 9,514	9.9%
2029	13	150,631	1.6%	\$ 2,069	2.2%
2030	17	1,476,269	15.6%	\$ 13,200	13.8%
Thereafter	14	724,211	7.7%	\$ 11,335	11.7%

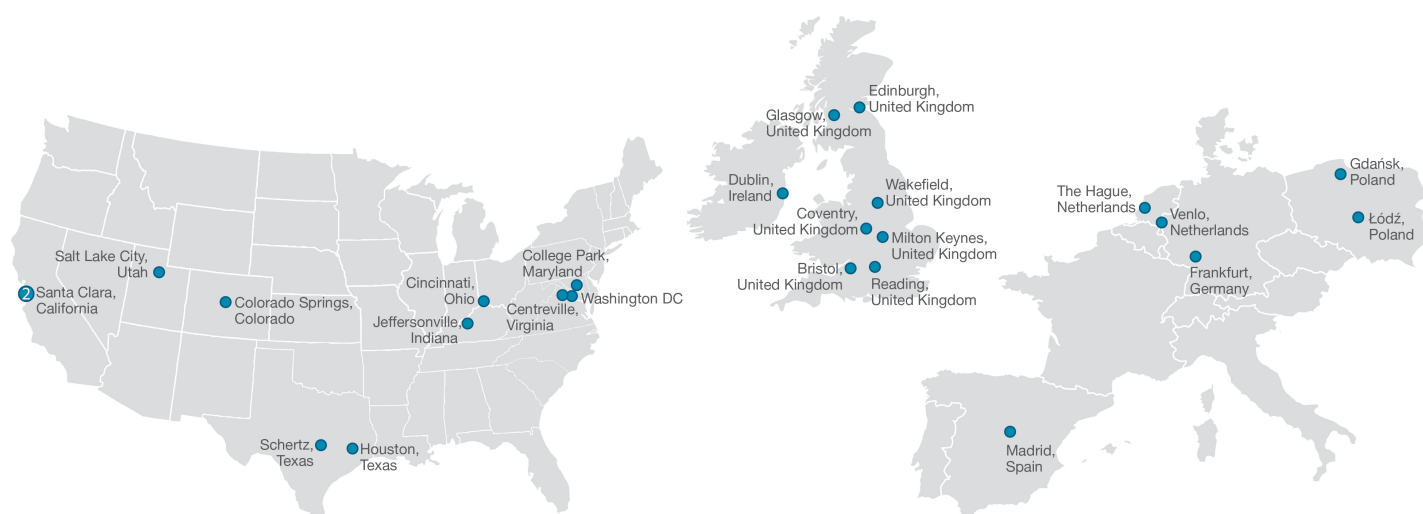
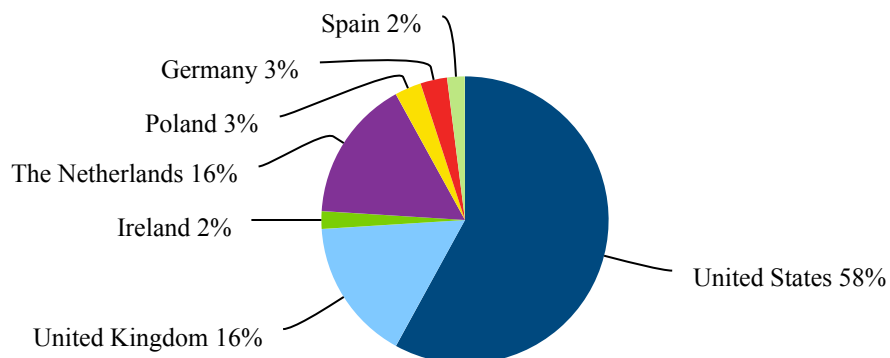
Investment Type

Our portfolio is comprised of investments in a variety of real estate asset classes, including retail, office, industrial and residential living, which includes multi-family and student housing properties. The following chart depicts the percentage of our portfolio's investment types as of May 28, 2021 based on the estimated value of each real estate investment as of April 30, 2021 ("Estimated Values"), which are consistent with the values used to determine our NAV per share on that date, and includes the effect of the acquisitions of 900 Patrol Road and 1015 Half Street which occurred in May 2021.



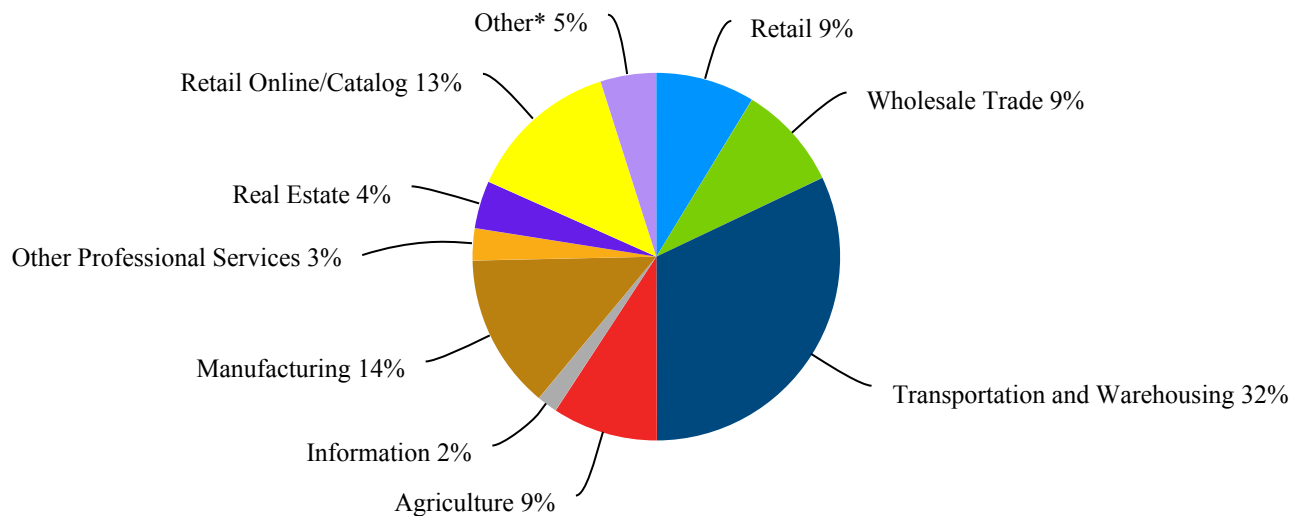
Market Concentration

As of May 28, 2021, approximately 58% of our portfolio was located throughout the United States and approximately 42% was located internationally (based on our pro rata share of the Estimated Value of each of the real estate investments, and including the effect of the acquisitions of 900 Patrol Road and 1015 Half Street which occurred in May 2021).



Industry Concentration

The following table provides a summary of the industry concentration of the tenants in our commercial properties owned as of March 31, 2021 based on their leased square footage as of March 31, 2021:



* Other is made up of industries which individually comprise less than 2% of our portfolio and includes: Finance and Insurance, Information, Electronics/Computer, Administrative and Support Services, Oil and Gas, Hospitality, Utilities, Health Care, Government and Other Services.

Dispositions of Investment Property

We may sell properties before the end of their expected holding periods if we believe that market conditions and asset positioning have maximized their value to us or the sales of the assets would otherwise be in the best interests of our stockholders. In such cases, proceeds from the sales of the properties would be used to fund acquisitions of new real estate investments, provide capital for additional investments in our existing portfolio or for other purposes. We have made several strategic dispositions since inception, each of which is described below:

2819 Loker Avenue East

In March 2018, the Company sold 2819 Loker Avenue East, a Class-A industrial property located in Carlsbad, California. The contract sales price for 2819 Loker Avenue East was \$38.3 million. The Company acquired 2819 Loker Avenue East in December 2014 for a contract purchase price of \$25.4 million. The Company recognized a gain on sale of this asset of \$14.5 million, which was recorded in gain on sale of real estate on the Consolidated Statements of Operations and Comprehensive Income (Loss).

Domain Apartments

In January 2020, the Company sold the Domain Apartments, a multi-family community located in Henderson, Nevada. The contract sales price for the Domain Apartments was \$80.1 million. The Company acquired the Domain Apartments in January 2016 for a contract purchase price of \$58.1 million. The Company recognized a gain on sale of this asset of \$29.5 million, which was recorded in gain on sale of real estate on the Consolidated Statements of Operations and Comprehensive Income (Loss).

Goodyear Crossing II

In February 2020, the Company sold Goodyear Crossing II, a Class A industrial warehouse located in Goodyear, Arizona, a submarket of Phoenix, Arizona. The contract sales price for Goodyear Crossing II was \$72.0 million. The Company acquired Goodyear Crossing II in August 2016 for a contract purchase price of \$56.2 million. The Company recognized a gain on sale of this asset of \$20.2 million, which was recorded in gain on sale of real estate on the Consolidated Statements of Operations and Comprehensive Income (Loss).

Bishop's Square

In April 2020, the Company sold Bishop's Square, a Class A office property located in Dublin, Ireland. The contract sales price for Bishop's Square was €181.6 million (approximately \$198.0 million assuming a rate of \$1.09 per EUR as of the date of transaction). The Company acquired Bishop's Square in March 2015 for €92.0 million (approximately \$103.5 million assuming a rate of \$1.13 per EUR as of the acquisition date). The Company recognized a gain on sale of this asset of \$80.4 million, which was recorded in gain on sale of real estate on the Consolidated Statements of Operations and Comprehensive Income (Loss). Additionally, the gain on the sale of Bishop's Square includes a loss of \$3.2 million related to the reclassification of the accumulated translation adjustment from stockholders' equity to the statement of operations. The accumulated translation adjustment represents changes in the EUR-USD exchange rate over Bishop's Square's hold period. In addition to the amounts above, the Company paid \$7.8 million in taxes upon the sale of Bishop's Square, which was recorded in provision for income taxes related to sale of real estate on the Consolidated Statements of Operations and Comprehensive Income (Loss).

Our Permanent Debt

JPMorgan Chase Revolving Credit Facility

On September 13, 2019 (as amended in November 2019 and November 2020), the Operating Partnership entered into a credit agreement, which we refer to as the "Credit Agreement", with JPMorgan Chase Bank, N.A. ("Chase"), as administrative agent for itself and various lenders named in the Credit Agreement, which provides for borrowings up to a maximum aggregate principal amount of \$425.0 million denominated in U.S. dollars, British pound sterling, Euros, Australian dollars or Canadian dollars with aggregate foreign currency commitments constituting up to \$137.5 million of that amount. The Credit Agreement has a maturity date of November 15, 2022, subject to two one-year extensions at our option.

From January 1, 2021 through May 28, 2021, the Company made draws of approximately \$213.0 million and made payments of \$60.0 million on its Credit Agreement with JPMorgan Chase, N.A., resulting in an outstanding balance of \$393.0 million under the Credit Agreement as of May 28, 2021. Additionally, in connection with the acquisition of 1015 Half Street in May 2021, the Company borrowed \$108.0 million under a bridge loan agreement with JPMorgan Chase, N.A.

Interest on our borrowings under the Credit Agreement will be payable based on either (a) the Alternate Base Rate plus the Applicable Rate or (b) the Adjusted LIBO Rate plus the Applicable Rate, subject to our election; provided, however, for revolving loans denominated in Australian dollars, Canadian dollars, Euros, or Japanese Yen, the Australian Bill Rate, the CDOR Rate, the EURIBOR Screen Rate or the Yen Rate, respectively, will be referred to in lieu of the Adjusted LIBO Rate. The Alternate Base Rate is equal to the greater of: (a) the Prime Rate, (b) Federal Funds Effective Rate plus 0.5%, or (c) an adjusted LIBOR rate for a one month period plus 1.0%. The Adjusted LIBO Rate is equal to the LIBO rate, which is derived from the London interbank offered rate ("LIBOR"), for the applicable interest period, as determined by Chase, multiplied by the Statutory Reserve Rate determined by the Board of Governors of the Federal Reserve System of the United States of America, provided that, with respect to borrowings denominated in a foreign currency, the Adjusted LIBO Rate will be equal to the LIBO Rate. Customary fall-back provisions apply if LIBOR is unavailable. The Applicable Rate is based on our ratio of indebtedness to total asset value and will be determined as set forth in the Credit Agreement. The Applicable Rate for loans bearing interest determined by reference to the Alternative Base Rate will range from 0.45% to

1.20%, and the Applicable Rate for loans bearing interest determined by reference to the Adjusted LIBO Rate will range from 1.45% to 2.20%, in each case depending on the ratio and whether it is a revolving loan or a term loan.

Hines Credit Facility

On October 2, 2017, the Operating Partnership entered into an uncommitted loan agreement (as amended, the “Hines Credit Facility”) with Hines for a maximum principal amount of \$240.0 million. On November 30, 2017, the Operating Partnership amended the Hines Credit Facility to reduce the maximum principal amount to \$75.0 million and further amended it in December 2018, 2019 and 2020 to extend the maturity date as described below. Interest on each advance under the Hines Credit Facility is charged monthly at a variable rate, which is (i) Hines’ then-current borrowing rate under its revolving credit facility or (ii) if the Operating Partnership enters into a revolving credit facility (the “OP Facility”), the rate under such facility. Each advance under the Hines Credit Facility must be repaid within six months, subject to one six-month extension at the option of the Operating Partnership and subject to the satisfaction of certain conditions. Effective as of December 8, 2020, the Hines Credit Facility will terminate on the earlier of (a) the termination of the availability period as determined by Hines at its discretion (which will not impact the maturity date of any outstanding or previously approved advance under the loan agreement); (b) December 31, 2020; and (c) the date Hines accelerates the repayment of the loan agreement pursuant to any event of default. As of March 31, 2021, we had no outstanding balance under the Hines Credit Facility.

Notwithstanding that each advance under the Hines Credit Facility matures six months after it is made, the Operating Partnership is required to repay each advance with any capital raised, unless the Operating Partnership enters into a revolving credit facility (the “OP Facility”), at which point the Operating Partnership may use such proceeds from its public offering to repay the OP Facility, if any, prior to repaying any advances under the Hines Credit Facility. The Hines Credit Facility also permits voluntary prepayment of principal and accrued interest.

The Hines Credit Facility requires the maintenance of certain financial covenants beginning the earlier of (a) September 30, 2018 or (b) the effective date of the OP Facility, if any, which includes covenants concerning indebtedness to total asset value. In addition, the Hines Credit Facility contains customary affirmative and negative covenants, which, among other things, prohibit us and the Operating Partnership from: (i) merging with other companies or changing ownership interest; (ii) selling all or substantially all of our assets or properties; and (iii) if in default under the loan agreement, paying distributions to our stockholders other than as required to maintain our status as a real estate investment trust. The Hines Credit Facility also requires us to deliver to Hines certain quarterly and annual financial information.

For the three months ended March 31, 2021, we made no payments under the Hines Credit Facility. We made no draws during that period and had no outstanding balance as of March 31, 2021 or the date of this report. Additionally, we incurred no interest expense for the three months ended March 31, 2021 under the Hines Credit Facility.

SECURITY OWNERSHIP OF CERTAIN BENEFICIAL OWNERS AND MANAGEMENT

The following table shows the number and percentage of our outstanding common shares that were owned as of May 1, 2021 by:

- persons known to us to beneficially own more than 5% of our common shares;
- each director and executive officer; and
- all directors and executive officers as a group.

Name of Beneficial Owner ⁽¹⁾	Position	Common Shares Beneficially Owned ⁽²⁾	
		Number of Common Shares	Percentage of Class
Jeffrey C. Hines	Chief Executive Officer, Director and Chairman of the Board of Directors	225,007.898	(3)(4) *
Humberto “Burt” Cabañas	Independent Director	27,733.617	*
Dougal A. Cameron	Independent Director	7,045.025	*
John O. Niemann	Independent Director	28,295.833	*
David L. Steinbach	Director	5,536.118	*
Alfonso J. Munk	President and Chief Investment Officer - Americas	—	*
Alex Knapp	Chief Investment Officer - Europe	—	*
Janice E. Walker	Chief Operating Officer	5,539.142	*
J. Shea Morgenroth	Chief Financial Officer	5,241.586	*
A. Gordon Findlay	Chief Accounting Officer, Treasurer and Secretary	—	*
All directors and executive officers as a group		304,399.219	0.3 %

* Amount represents less than 1%.

(1) The address of each person listed is c/o Hines Global Income Trust, Inc., 2800 Post Oak Boulevard, Suite 5000, Houston, Texas 77056-6618.

(2) For purposes of this table, “beneficial ownership” is determined in accordance with Rule 13d-3 under the Exchange Act, pursuant to which a person is deemed to have “beneficial ownership” of shares of our stock that the person has the right to acquire within 60 days. For purposes of computing the percentage of outstanding shares of our stock held by each person or group of persons named in the table, any shares that such person or persons have the right to acquire within 60 days of May 1, 2021 are deemed to be outstanding, but are not deemed to be outstanding for the purpose of computing the percentage ownership of any other persons.

(3) Includes all common shares owned directly by Hines Global REIT II Investor Limited Partnership. Mr. Hines is deemed to be the beneficial owner of the shares owned by Hines Global REIT II Investor Limited Partnership.

(4) This amount does not include the (i) 21,111 OP Units in the Operating Partnership held by Hines Global REIT II Associates Limited Partnership and (ii) the Special OP Units owned by our Advisor. Mr. Hines indirectly owns and/or controls Hines Global REIT II Associates Limited Partnership and our Advisor. Limited partners in the Operating Partnership may request repurchase of their OP Units for cash or, at our option, common shares on a one-for-one basis, beginning one year after such OP Units were issued. Please see “Management Compensation.” Our Advisor is entitled to distributions from the Operating Partnership under certain circumstances. Please see “The Operating Partnership—Special OP Units” for a description of these distributions.

CONFLICTS OF INTEREST

We are subject to various conflicts of interest arising out of our relationship with Hines, our Advisor, our Dealer Manager and their respective officers, directors, employees and other affiliates, which we collectively refer to as Hines and its affiliates. Certain of these conflicts of interest and certain procedures and limitations which are meant to address these conflicts are described below. Three of our five directors are independent directors. Our independent directors comprise our conflicts committee and are required to act on our behalf in all situations in which a conflict of interest may arise and all of our directors have a fiduciary duty to act in the best interests of our stockholders. Please see “Management—Committees of the Board of Directors—Conflicts Committee.” However, we cannot assure you that our independent directors will be able to reduce the risks related to these conflicts of interest.

Competitive Activities of Hines and its Affiliates

Hines and its affiliates, including our officers and some of our directors, are not prohibited from engaging, directly or indirectly, in any other business or from owning interests in any other real estate joint ventures, funds or programs, which we collectively refer to as real estate investment vehicles, including businesses and joint ventures involved in the acquisition, origination, development, ownership, management, leasing or sale of properties and other real estate investments. Hines and its affiliates own interests in, and manage, many other real estate investment vehicles, both public and private, with varying investment objectives and strategies which may have investment objectives similar to ours. Our Advisor does not advise or manage any other investment vehicles. See “—Allocation of Investment Opportunities” below for a discussion of the other investment vehicles that may compete with us for certain investment opportunities. Hines and its affiliates may organize and/or manage similar real estate investment vehicles in the future. Hines and its affiliates have certain fiduciary, legal and financial obligations to these real estate investment vehicles similar to their obligations to us. Additionally, these Hines affiliates (including our officers and some of our directors) may devote substantial amounts of time and resources to these other current or future real estate investment vehicles as well as to funds or programs that make investments other than investments in real estate. These Hines affiliates and individuals may therefore face conflicts of interest. Further, these Hines affiliates receive substantial compensation in connection with the services they provide to the other investment vehicles, programs and funds and that compensation may be greater than the compensation that they receive with respect to our activities, which also may create a conflict of interest. Please also see “Risk Factors—Risks Related to Potential Conflicts of Interests—Employees of our Advisor and Hines will face conflicts of interest relating to time management and allocation of resources and investment opportunities.”

Allocation of Investment Opportunities

We rely on Hines and its affiliates to identify suitable investment opportunities. Many of the other real estate investment vehicles, programs and funds sponsored or managed by Hines also rely on Hines and its affiliates. In addition, certain real estate investment vehicles currently managed by Hines have priority rights with respect to certain types of investment opportunities located in certain geographic areas, as further described below. Some of these investment opportunities may also be suitable for us, and therefore Hines’ ability to offer certain investments to us may be limited by these priority rights. We will only have the opportunity to make investments which are subject to these priority rights if the investment vehicles which have these rights determine not to exercise them. These investment vehicles with priority rights may determine not to exercise these rights based on numerous factors including the investment type, the investment vehicle’s available capital, targeted returns, diversification strategy, leverage, tax positions and other considerations.

At any given time, Hines may have other real estate investment vehicles that it sponsors, which are in the investment phase. Certain of these vehicles may have priority rights over us with respect to investment opportunities involving development in specific geographic regions around the world. Although we may invest in development, value-add and opportunistic projects, we do not currently anticipate that a significant portion of the proceeds from this offering will be invested in those types of assets due to our desire for income-producing properties. Additionally, certain of Hines’ other investment vehicles have equal rights with us with respect to investment opportunities involving core office projects or core retail projects, subject to the allocation procedures described below. From time to time, Hines may also enter into new separate account relationships with third parties that may seek real estate deals pertaining to any asset class and in any region on a non-discretionary basis.

If an investment opportunity which our Advisor determines is suitable for us is also suitable for other investment vehicles sponsored by Hines or its affiliates and such an investment is not subject to priority rights (or the investment vehicles with priority rights have determined not to exercise them), the investment opportunity will be assigned to an investment vehicle by Hines. The factors to be considered in allocating the investment opportunities among the remaining investment vehicles that are interested in the investment include the following:

- investment objectives and strategy, including:
- strategies dealing with geographic area, type of property or investment, size of the investment, and tenant mix at the asset;
- the anticipated cash flow of the investment and its targeted returns;
- leverage requirements, limitations, and debt availability to each vehicle;
- the expected holding period of the investment and the remaining term of each investment vehicle;
- available funds for investment by each vehicle;
- prior allocations to the investment vehicle as compared to the total availability of capital remaining in the investment vehicle;

- the level of discretion granted to Hines within each investment vehicle; and
- Hines' fiduciary obligations (if any).

If, after consideration of the relevant factors, Hines determines that an investment is equally suitable for more than one investment vehicle, Hines will assign the investment among such investment vehicles on a rotating basis. If, after an investment has been allocated, a subsequent development, such as delays in constructing or closing on the investment, makes it more appropriate for a different investment vehicle to purchase the investment, Hines may determine to reallocate the investment to such other investment vehicle. In certain situations, Hines may determine to allow more than one investment vehicle, including us, to co-invest in any particular investment.

While these are the current procedures for allocating Hines' investment opportunities, Hines may sponsor additional investment vehicles in the future and, in connection with the creation of such investment vehicles, Hines may revise this allocation procedure including granting additional priority rights to other investment vehicles. The result of such a revision to the allocation procedure may, among other things, be to increase the number of parties who have the right to participate in or have priority rights to investment opportunities sourced by Hines, thereby reducing the number of investment opportunities available to us.

The decision of how any potential investment should be allocated among investment vehicles for which such investment may be suitable may, in many cases, be a matter of subjective judgment that will be made by Hines' investment allocation committee, which also retains the authority to make a determination on allocation with respect to any unforeseen situation that is not addressed by the investment allocation policy. Hines may also amend the investment allocation policy from time to time. This investment allocation committee will be made up of at least four members of Hines' investment committee, which currently consists of the following individuals: Jeffrey C. Hines, Laura Hines-Pierce, C. Hastings Johnson, David Steinbach, Christopher D. Hughes, Doug Donovan, Alexander Knapp, Lee Timmins, Joshua A. Scoville, Alfonso Munk and Keith Montgomery. Certain types of investment opportunities may not enter the allocation process because of special or unique circumstances related to the asset or the seller of the asset that in the judgment of the investment allocation committee do not fall within the priority rights or investment objectives of any particular investment vehicle, including us. In these cases, the investment may be made by an investment vehicle sponsored by Hines or its affiliates without us having an opportunity to make such investment.

Our right to participate in the investment allocation process described in this section will terminate if we are no longer advised by an affiliate of Hines. Please see "Risk Factors—Risks Related to Potential Conflicts of Interest—We compete with affiliates of Hines for real estate investment opportunities and some of these affiliates have preferential rights to accept or reject certain investment opportunities in advance of our right to accept or reject such opportunities."

Our independent directors are responsible for reviewing our Advisor's performance and determining that the compensation to be paid to our Advisor is reasonable and, in doing so, our independent directors must consider, among other factors, the success of our Advisor in generating appropriate investment opportunities for us.

Allocation of Time and Resources of Our Advisor and Hines and Its Other Affiliates

We rely on our Advisor and Hines and its other affiliates for the day-to-day operation of our business. Our management, including our officers and certain directors, also serve in similar capacities for other Hines investment vehicles, programs and funds. Specifically, members of our management also conduct the operations of HGR Liquidating Trust and other Hines affiliates and therefore they will not devote their efforts full-time to our operations or the management of our real estate investments, but may devote a material amount of their time to the management of the business of other entities controlled or operated by Hines, but otherwise unaffiliated with us. For an overview of the positions held by these individuals at these Hines affiliates, please see "Management—Our Officers and Directors" and "Management—Our Dealer Manager." Additionally, these Hines affiliates receive substantial compensation in connection with the services they provide to the other investment vehicles, programs and funds and that compensation may be greater than the compensation that they receive with respect to our activities. Further, in some cases, these other investment vehicles may have interests and own real estate investments that may conflict or compete with ours and thus certain of our directors and our officers and the employees of Hines and its affiliates may face conflicts of interest when dealing with such circumstances. Likewise, our management may face conflicts of interest when allocating time and resources between our operations and the operations of these other Hines entities. Please see "Risk Factors—Risks Related to Potential Conflicts of Interest—Certain of our officers and directors face conflicts of interest relating to the positions they hold with other entities."

Competition for Tenants and Other Services

To the extent that we own properties in the same geographic area as other investment vehicles sponsored by Hines or its affiliates, Hines and its affiliates will face conflicts of interest in seeking tenants for our properties while seeking tenants for properties owned or managed by other Hines affiliates, including HGR Liquidating Trust. Similar conflicts may exist with respect to the other services Hines and its affiliates provide us, including but not limited to obtaining financing for our real estate investments, obtaining other third party services, and pursuing a sale of our investments. Please see "Risk Factors—Risks Related to Potential Conflicts of Interest."

Fees and Other Compensation Payable to Hines and its Affiliates

We will pay Hines and its affiliates substantial fees in relation to this offering and our operations, which could be increased or decreased during or after this offering. Please see “Management Compensation.” In addition, we may make investments in which Hines or its affiliates (including our officers and directors) directly or indirectly have an interest. Hines and its affiliates may also receive fees and other compensation as a result of transactions we enter into with Hines or its affiliates. In addition, our Dealer Manager will be paid ongoing distribution and stockholder servicing fees with respect to Class T shares, Class S shares, Class D shares, Class TX shares and Class IX shares until the earlier to occur of certain events, including a listing of our common shares and our merger or consolidation with or into another entity, or the sale or other disposition of all or substantially all of our assets, which may incentivize our Advisor not to recommend a listing, sale, merger or other liquidity event until our Dealer Manager has been paid all distribution and stockholder servicing fees, because the completion of such transactions would cause the payment of such fees to our Dealer Manager to cease. In evaluating investments and other management strategies, the opportunity to earn fees such as the asset management fee and the performance participation allocation may lead our Advisor to place undue emphasis on criteria relating to its and its affiliates’ compensation at the expense of other criteria, such as preservation of capital, in order to achieve higher short-term compensation. Considerations relating to compensation from us to our Advisor and its affiliates could result in decisions that are not in your best interests, which could hurt our ability to pay you distributions or result in a decline in the value of your investment.

Joint Venture Conflicts of Interest

We may make investments in properties and assets jointly with other investment vehicles sponsored by Hines or its affiliates, as well as third parties. We may acquire, develop or otherwise invest in properties and assets through corporations, limited liability companies, joint ventures or partnerships, co-tenancies or other co-ownership arrangements with Hines or its affiliates or third parties. Joint ownership of properties, under certain circumstances, may involve conflicts of interest. Examples of these conflicts include:

- such partners or co-investors might have economic or other business interests or goals that are inconsistent with our business interests or goals, including goals relating to the financing, management, operation, leasing or sale of properties held in the joint venture or the timing of the termination and liquidation of the joint venture;
- such partners or co-investors may be in a position to take action contrary to our instructions, requests, policies or objectives, including our policy with respect to maintaining our qualification as a REIT;
- under joint venture or other co-investment arrangements, neither co-venturer may have the power to control the joint venture and, under certain circumstances, an impasse could result and this impasse could have an adverse impact on the joint venture, which could adversely impact the operations and profitability of the joint venture and/or the amount and timing of distributions we receive from such joint venture; and
- under joint venture or other co-investment arrangements, each venture partner may have a buy/sell right and, as the result of the exercise of such a right by a co-venturer, we may be forced to sell our interest, or buy a co-venturer’s interest, at a time when it would not otherwise be in our best interest to do so. Please see “Risk Factors—Risks Related to Our Business in General—Actions of our joint venture partners, including other Hines investment vehicles and third parties, could negatively impact our performance.”

Affiliated Dealer Manager and Property Manager

Because our Dealer Manager is an affiliate of Hines, you will not have the benefit of an independent due diligence review and investigation of the type normally performed by an unaffiliated, independent underwriter in connection with an offering of securities. Please see “Risk Factors—Risks Related to Investing in this Offering—You will not have the benefit of an independent due diligence review in connection with this offering and, since there is no separate counsel for us and certain of our affiliates in connection with this offering, if a conflict of interest arises between us and Hines, we may incur additional fees and expenses.” In addition, our Dealer Manager also serves as the placement agent for other Hines sponsored investment vehicles and programs which include both public programs and private investment funds.

Hines manages numerous properties owned by affiliated entities and third parties. We expect that Hines will manage many properties acquired by us.

No Arm’s-Length Agreements

All agreements, contracts or arrangements between or among Hines and its affiliates, including our Advisor and us, were not negotiated at arm’s-length. Such agreements, contracts or arrangements include our Advisory Agreement, our Dealer Manager Agreement, any property management and leasing agreements, our charter, and the Operating Partnership’s partnership agreement. The procedures with respect to conflicts of interest described herein were designed to lessen the effect of potential conflicts that arise from such relationships. However, we cannot assure you that these procedures will eliminate the conflicts of interest or reduce the risks related thereto. The conflicts committee of our board of directors must also approve all conflict-of-interest and related party transactions.

Please see the “Investment Objectives and Policies with Respect to Certain Activities—Acquisition and Investment Policies—Affiliate Transaction Policy” section of this prospectus.

Lack of Separate Representation

Hines Global, the Operating Partnership, our Dealer Manager, our Advisor, Hines and their affiliates may be represented by the same legal counsel and may retain the same accountants and other experts. In this regard, Morrison & Foerster LLP represents Hines Global and is providing services to certain of its affiliates including the Operating Partnership, our Dealer Manager, our Advisor, and HGR Liquidating Trust. Please see “Risk Factors—Risks Related to Investing in this Offering—You will not have the benefit of an independent due diligence review in connection with this offering and, since there is no separate counsel for us and certain of our affiliates in connection with this offering, if a conflict of interest arises between us and Hines, we may incur additional fees and expenses.” No counsel, underwriter, or other person has been retained to represent potential investors in connection with this offering.

Additional Conflicts of Interest

We, our Advisor and its affiliates will also potentially be in conflict of interest positions as to various other matters in our day-to-day operations, including matters related to the:

- computation of compensation, expense reimbursements, interests, distributions, and other payments under the Operating Partnership’s partnership agreement, our charter, our Advisory Agreement, any property management and leasing agreements and our Dealer Manager Agreement;
- enforcement or termination of the Operating Partnership’s partnership agreement, our charter, our Advisory Agreement, any property management and leasing agreements and our Dealer Manager Agreement;
- order and priority in which we pay the obligations of the Operating Partnership, including amounts guaranteed by or due to our Advisor, Hines or its affiliates;
- order and priority in which we pay amounts owed to third parties as opposed to amounts owed to our Advisor, Hines or its affiliates;
- determination of whether to sell properties and acquire additional properties (as to acquisitions, our Advisor might receive additional fees and as to sales, our Advisor might lose fees such as asset management fees); and
- extent to which we repay or refinance the indebtedness which is recourse to Hines, if any, prior to nonrecourse indebtedness and the terms of any such refinancing, if applicable.

Certain Conflict Resolution Procedures

In order to reduce the effect of certain potential conflicts of interest, our Advisory Agreement and our charter contain a number of restrictions relating to transactions we enter into with Hines, our Advisor, any of our directors and their respective affiliates. These restrictions include, among others, the following:

- Except as otherwise described in this prospectus or permitted in our charter, we will not engage in transactions with Hines, our Advisor, any of our directors or their respective affiliates unless a majority of our directors, including a majority of our independent directors, not otherwise interested in the transaction approve such transactions as fair and reasonable to us and on terms and conditions not less favorable to us than those available from unaffiliated third parties.
- We will not purchase a property from Hines, our Advisor, any of our directors or their respective affiliates without a determination by a majority of our directors, including a majority of our independent directors, not otherwise interested in the transaction that the transaction is fair and reasonable to us and at a price no greater than the cost of the property to Hines, our Advisor, any of our directors or their respective affiliates, unless there is substantial justification for any amount that exceeds such cost and such excess amount is determined to be reasonable. In all cases where assets are acquired from Hines, our Advisor, any of our directors or their respective affiliates, the fair market value of such assets will be determined by an independent expert selected by our independent directors. In no event will we acquire any property from Hines, our Advisor, any of our directors or their respective affiliates at a price that exceeds the appraised value of the property; provided that in the case of a development, redevelopment or refurbishment project that we agree to acquire prior to completion of the project, the appraised value will be based upon the completed value of the project as determined at the time the agreement to purchase the property is entered into. We will not sell or lease a property to Hines, our Advisor, any of our directors or their respective affiliates unless a majority of our directors, including a majority of the independent directors, not otherwise interested in the transaction determine the transaction is fair and reasonable to us. Even following these procedures, Hines and its affiliates (including our officers and directors) may make substantial profits in connection with the acquisition or sale of properties from other investment vehicles sponsored by Hines, our Advisor, any of our directors or their respective affiliates.
- We will not enter into joint ventures with Hines, our Advisor, any of our directors or their respective affiliates, unless a majority of our directors, including a majority of our independent directors, not otherwise interested in the transaction approve such

transaction as being fair and reasonable to us and determines that our investment is on terms substantially similar to the terms of third parties making comparable investments.

- We will not make any loan to Hines, our Advisor, any of our directors or their respective affiliates except in the case of loans to our wholly owned subsidiaries and loans in which an independent expert has appraised the underlying asset. Any loans to us by Hines, our Advisor, any of our directors or their respective affiliates must be approved by a majority of our directors, including a majority of the independent directors, not otherwise interested in the transaction as fair, competitive and commercially reasonable, and on terms no less favorable to us than loans between unaffiliated parties under the same circumstances.

Despite these restrictions, conflicts of interest may be detrimental to your investment.

INVESTMENT OBJECTIVES AND POLICIES WITH RESPECT TO CERTAIN ACTIVITIES

The following is a discussion of our current objectives and policies with respect to investments, borrowings, affiliate transactions, equity capital and certain other activities. All of these objectives and policies have been established in our governance documents or by our management and may be amended or revised from time to time (and at any time) by our management or board of directors. We cannot assure you that our policies or investment objectives will be attained.

Decisions relating to investments we make will be made by our Advisor, subject to approval by our board of directors. Please see “Management—Our Officers and Directors,” “Management—Our Board of Directors” and “Management—Hines and Our Property Management, Leasing and Other Services—The Hines Organization—General” for a description of the background and experience of our directors and executive officers.

Primary Investment Objectives

Our primary investment objectives are to:

- provide income in the form of regular, stable cash distributions to achieve an attractive dividend yield;
- preserve and protect invested capital;
- invest in a diversified portfolio of quality commercial real estate properties and other real estate investments across a range of asset types throughout the U.S. and internationally;
- realize appreciation in NAV from proactive investment management and asset management;
- provide an investment alternative for investors seeking to allocate a portion of their long-term investment portfolios to commercial real estate with generally lower volatility than publicly traded real estate companies; and
- qualify for and remain qualified as a REIT for federal income tax purposes.

We cannot assure you that we will attain these objectives.

Acquisition and Investment Policies

We intend to invest primarily in a diversified portfolio of quality commercial real estate properties and other real estate investments throughout the United States and internationally. As of May 28, 2021, we owned interests in twenty-five real estate investments that contain, in the aggregate, 12.5 million square feet of leasable space. We may purchase additional properties or make other real estate investments that relate to varying property types including office, retail, industrial, residential/living and hospitality or leisure. We may invest in operating properties, properties under development, and undeveloped properties such as land. To a lesser extent, we also plan to invest in real estate-related securities to provide a source of liquidity for our share redemption program, cash management and other purposes. Other real estate investments may include equity or debt interests including securities in other real estate entities and debt related to properties such as mortgages, mezzanine loans, B-notes, bridge loans, construction loans and securitized debt. We believe that there is an opportunity to create attractive total returns by employing a strategy of investing in a diversified portfolio of such investments which are well-selected, well-managed and disposed of at an optimal time. Our principal targeted assets are investments in properties, and other real estate investments that relate to properties, that have quality construction and desirable locations which can attract quality tenants. These types of investments are, or relate to, properties generally located in central business districts or suburban markets of major metropolitan cities worldwide. We intend to invest in a geographically diverse portfolio in order to reduce the risk of reliance on a particular market, a particular property and/or a particular tenant. We anticipate that international real estate investments may comprise a substantial portion of our portfolio.

We intend to fund our future acquisitions and investments primarily with proceeds raised in this offering and potential follow-on offerings as well as with proceeds from debt financings.

We may invest in real estate properties and other real estate investments directly by owning 100% of such investments or indirectly by owning less than 100% of such investments through co-ownership or joint-venture arrangements with third parties or with other Hines-affiliated entities. We may also purchase or lease properties or purchase other real estate investments from or sell or lease properties or sell other real estate investments to, or invest in properties that have been developed, are being developed or are to be developed by, third parties, Hines or an affiliate of Hines. In addition, we may make loans to, or receive loans from, third parties, Hines or an affiliate of Hines. All such transactions or investments that involve Hines or any of its affiliates will be approved by a majority of our independent directors as described in “Conflicts of Interest—Certain Conflict Resolution Procedures” and generally may not be acquired by us for a value, at the time the transaction is entered into, in excess of the appraised fair market value of such investment, or sold by us unless the transaction is fair and reasonable or, in the case of a loan to us, unless it is fair, competitive and commercially reasonable. Subject to the limitations contained in our charter, Hines, and its affiliates (including our officers and directors) may make substantial profits in connection with any such transaction. Please see “Risk Factors—Risks Related to Potential Conflicts of Interest” and “Conflicts of Interest.”

We will seek to make investments that will satisfy one or more of the primary objectives of preserving and protecting invested capital, paying regular, stable cash distributions to our stockholders, investing in a diversified portfolio of quality commercial real estate investment properties and other real estate investments across a range of asset types throughout the U.S. and internationally, realizing appreciation in NAV from proactive investment management and asset management, and remain qualified as a REIT for federal income tax purposes. We intend to meet these objectives through the compilation of a diversified portfolio of investments. We intend to invest in a portfolio of real estate properties, real estate-related securities, and other real estate investments that relate to properties that are generally diversified by geographic area, lease expirations and tenant industries. We expect it will take several years for us to raise enough capital and make enough investments to achieve this diversification. Please see “Risk Factors—Risks Related to Investing in this Offering—This offering is a “best efforts” offering and if we are unable to raise substantial additional funds, we will be limited in the number and type of investments we may make which could negatively impact an investment in shares of our common stock.”

We are not limited as to the asset types or geographic areas in which we may invest and conduct our operations. We are not specifically limited in the number or size of investments we may make, or on the percentage of net proceeds of this offering that we may invest in a single property, real estate investment or loan. The number, size and mix of investments we make will depend upon real estate and market conditions and other circumstances existing at the time we are evaluating investment opportunities and the amount of proceeds we raise in this and any subsequent offerings. Please see “Investment Objectives and Policies with Respect to Certain Activities—Acquisition and Investment Policies—Investment Limitations” for certain limitations that pertain to our investments.

We believe that investments in real estate-related securities will help maintain sufficient liquidity to satisfy monthly redemption requests under our share redemption program. Our real estate-related securities strategy is designed to generate current income while also seeking attractive investment returns. We may invest in a number of sources of liquidity, including liquid securities of other real estate entities and debt related to properties such as mortgages, mezzanine loans, B-notes, bridge loans, construction loans, securitized debt, cash, cash equivalents and other short-term investments. We may maintain, under normal circumstances and subject to any limitations and requirements relating to our qualification as a REIT, an aggregate allocation to cash, cash equivalents, short-term investments, liquid real estate-related securities and borrowing capacity under lines of credit or other debt of up to 20% of our equity. Notwithstanding our intention to allocate up to 20% of our equity to cash-related liquidity investments, the actual allocation percentage may from time to time be higher or lower due to factors such as real estate market conditions, the amount of proceeds we raise in this offering, increased redemption requests, the availability and relative attractiveness of other investment opportunities, an increase in anticipated cash requirements, or other circumstances existing at the time we are making investments, subject to any limitations or requirements relating to our qualification as a REIT. With respect to investments in real estate-related securities and other securities, while our primary goal in making such investments is to preserve liquidity in support of our share redemption program, in the future we may change our objectives with respect to investments in real estate-related securities.

We also believe that our structure as a non-exchange listed REIT with no targeted liquidity window will allow us to acquire and manage our investment portfolio in a more active and flexible manner. We expect the structure to be beneficial to your investment, as we will not be limited by a pre-determined operational period and the need to provide a “liquidity event” at the end of that period. While we may consider a liquidity event at any time in the future, we currently do not have a fixed time frame in which we intend to undertake such consideration and we are not obligated by our charter or otherwise to effect a liquidity event at any time.

Commercial Properties

General

We expect to buy commercial real estate with part of the proceeds of this offering that we believe will have some or all of the following attributes:

Preferred Location. We believe that location often has the single greatest impact on an asset’s long-term income-producing potential and value and that assets located in the preferred submarkets in metropolitan areas and situated at preferred locations within such submarkets have the potential to achieve attractive total returns.

Premium Buildings. We will seek to acquire assets that generally have design and physical attributes (e.g., quality construction and materials, systems, floorplates, etc.) that are more attractive to a user than those of inferior properties. Such assets generally attract and retain a greater number of desirable tenants in the marketplace.

Quality Tenancy. We will seek to acquire assets that typically attract tenants with better credit who require larger blocks of space because these larger tenants generally require longer term leases in order to accommodate their current and future space needs without undergoing disruptive and costly relocations. Such tenants may make significant tenant improvements to their spaces, and thus may be more likely to renew their leases prior to expiration.

We believe that following an acquisition, the additional component of proactive management and leasing is a critical element necessary to achieve attractive investment returns for investors. Actively anticipating and quickly responding to tenant needs are examples of areas where proactive property management may make the difference in a tenant’s occupancy experience, increasing its desire to remain a tenant and thereby providing a higher tenant retention rate, which may result in better financial performance of the property.

Each individual real estate property we acquire will generally have an optimal hold period which may be tied to the current and projected conditions of the overall capital markets, the geographic area, the property’s physical attributes or the leasing or tenancy of the property. Our Advisor

intends to continually evaluate the hold period of each asset we acquire in an attempt to determine an ideal time to dispose of or sell the asset for the purpose of achieving attractive total returns to our stockholders.

However, our Advisor may not be able to locate properties with all, or a significant number, of these attributes and even if our Advisor is able to locate properties with these attributes, the properties may still perform poorly. Please see “Risk Factors—Risks Related to Investments in Real Estate” and “Risk Factors—Risks Related to Potential Conflicts of Interest.”

Although we are not limited as to the form our investments may take, our investments in real estate will generally take the form of holding fee title or long-term ground leases in the properties we acquire, owning interests in investment vehicles sponsored by Hines or acquiring interests in joint ventures or similar entities that own and operate real estate. We primarily expect to acquire such interests through the Operating Partnership, although we may make investments directly. Please see “The Operating Partnership.” The Operating Partnership may hold real estate indirectly by acquiring interests in properties through limited liability companies and limited partnerships, or through investments in joint ventures, partnerships, co-tenancies or other co-ownership arrangements with other owners of properties, affiliates of Hines or other persons. Please see “Risk Factors—Risks Related to our Business in General—Actions of our joint venture partners, including other Hines investment vehicles and third parties, could negatively impact our performance.” We may hold our investments in joint ventures or other entities in the form of equity securities, debt or general partner interests. Please see “Investment Objectives and Policies with Respect to Certain Activities—Acquisition and Investment Policies—Joint Venture Investments” below. If we invest in a partnership as a general partner, we may acquire non-managing general partner interests. Please see “Risk Factors—Risks Related to our Business in General—If we invest in a limited partnership as a general partner, we could be responsible for all liabilities of such partnership.”

In seeking investment opportunities for us, our Advisor will consider relevant real estate and financial factors, including the location of the property, the leases and other agreements affecting the property, the creditworthiness of major tenants, its income-producing capacity, its prospects for appreciation and liquidity and tax considerations. In this regard, our Advisor will have substantial discretion with respect to the selection of specific investments, subject to board approval. In determining whether to purchase a particular property, we may obtain an option on such property. The amount paid for an option, if any, is normally surrendered if the property is not purchased and may or may not be credited against the purchase price if the property is purchased.

Our obligation to close the purchase of any investment will generally be conditioned upon the delivery and verification of certain documents from the seller or developer, including, where available and appropriate:

- plans, specifications and surveys;
- evidence of marketable title, subject to such liens and encumbrances as are acceptable to our Advisor, as well as title and other insurance policies; and
- financial information relating to the property, including the recent operating histories of properties that have operating histories.

Additionally, we expect to obtain an environmental site assessment (which at a minimum includes a Phase 1 environmental assessment) on all properties in which we invest.

Specialized Real Estate Properties

As part of our investment strategy, we may invest in real estate assets within specific industries, including properties in the hospitality or leisure industry. Our investment strategies with respect to these types of real estate assets are described below.

Hospitality or Leisure Properties. We may acquire hospitality or leisure properties that meet our investment strategy. These investments may include full-service, select-service and extended-stay hospitality or leisure facilities, as well as all-inclusive resorts. Full-service hospitality or leisure facilities generally provide a full complement of guest amenities including restaurants, concierge and room service, porter service or valet parking. Select-service hospitality or leisure facilities typically do not include these amenities. Extended-stay hospitality or leisure facilities offer upscale, high-quality, residential style hospitality or leisure with a comprehensive package of guest services and amenities for extended-stay business and leisure travelers. We will have no limitation as to the brand or franchise or license with which our hospitality or leisure facilities will be associated. We may acquire existing hospitality or leisure properties or properties under construction and development.

Because the REIT rules prohibit us from operating hospitality or leisure facilities directly, we will lease any hospitality or leisure properties that we acquire to a wholly-owned, “taxable REIT subsidiary.” See “Material U.S. Federal Income Tax Considerations—Requirements for Qualification as a REIT” for a discussion of a “taxable REIT subsidiary.” Our taxable REIT subsidiary will engage a third party in the business of operating hospitality or leisure properties to manage the property. Any net profit from the leases held by our taxable REIT subsidiary, after payment of any applicable corporate tax, will be available for distribution to us.

Non-Income Producing Commercial Properties

Development and Construction of Properties. We may invest in properties on which improvements are to be constructed or completed. We may also originate or acquire loans secured by or related to such properties. We may invest in development properties directly or through joint ventures or other common ownership entities with third parties or Hines or an affiliate of Hines. Please see “Investment Objectives and Policies with

Respect to Certain Activities—Acquisition and Investment Policies—Investment Limitations” and “—Joint Venture Investments” for certain limitations that pertain to our investments in unimproved property and our joint venture investments with Hines or an affiliate of Hines.

A development project will typically include program planning, budgeting and consultant selection; architectural and engineering design preparation; design development; entitlement and permitting; construction documentation; contract bidding and buy-out; construction management; marketing and leasing; project completion; tenant relocation and occupancy; property management; and sale/realization of value. A typical development takes several years with the expectation of creating significant value (i.e., projected profit margin on cost) at the project level. Project timelines vary from market to market and by property type. Projects in emerging markets often require more time than those in developed markets.

Land and Land Development. We may acquire and develop, directly or through joint ventures or other common ownership entities with third parties or Hines or its affiliates, undeveloped real estate assets that we believe present opportunities to enhance value for our stockholders, although land development is not expected to comprise a significant component of Hines Global’s portfolio. Land development projects typically involve acquisition of unentitled or entitled land, procurement of entitlements and/or re-entitlements, development of infrastructure (e.g., roads, sidewalks, sewer and utility delivery systems) and subsequent sale of improved land to developers. For example, residential land development might involve infrastructure development and sale of finished lots to home builders for single family home construction. In some cases, we may also simply hold the undeveloped land for investment for a period of time and sell at an optimal time in order to produce attractive returns on our investment.

We may engage a third party or Hines or its affiliates to provide development-related services for all or some of the properties that we acquire for development. Please see “Management—Hines and Our Property Management, Leasing and Other Services.”

Investments in Real Estate-Related Securities

We invest in real estate-related securities for purposes of generating additional diversification and income as well as to provide additional liquidity for our share redemption program, cash management and other purposes. Real estate-related securities include, but are not limited to, common or preferred stocks of publicly-traded REITs or real estate companies, including real estate operating companies, or REOC, debt or bond securities of such companies, convertible preferred equity and perpetual preferred equity issued by such companies, CMBS, U.S. government and agency securities, or other debt and equity securities of public or private real estate-related companies. We use third parties and/or Hines and its affiliates to source, underwrite and service our real estate-related securities and debt investments. As of December 31, 2020, the fair value of our investments in real estate-securities was \$51.1 million, and such investments consisted of common equities, preferred equities and debt investments of publicly traded REITs.

Our charter requires that any investment in equity securities must be approved by a majority of our directors (including a majority of our independent directors) not otherwise interested in the transaction as being fair, competitive and commercially reasonable.

We will not make or invest in mortgage loans on any one property if the aggregate amount of all mortgage loans outstanding on the property, including our borrowings, would exceed an amount equal to 85% of the appraised value of the property, unless we find substantial justification due to the presence of other underwriting criteria. We may find such justification in connection with the purchase of mortgage loans in cases in which we believe there is a high probability of our foreclosure upon the property in order to acquire the underlying assets and in which the cost of the mortgage loan investment does not exceed the appraised value of the underlying property. Such mortgages may or may not be insured or guaranteed by the Federal Housing Administration, the Veterans Administration or another third party.

Described below are some, but not all, of the types of real estate-related securities and debt investments in which we may invest, acquire and/or originate other than traditional commercial first mortgage loans:

REITs. REITs are investment vehicles that invest primarily in income-producing real estate or mortgages and other real estate-related loans or interests. Publicly-traded REITs are listed on a global stock exchange, such as the New York Stock Exchange, and invest directly in real estate, typically through either properties or mortgages.

REOCs: REOCs are real estate operating companies that invest in real estate and whose shares trade on a public stock exchange. A REOC is similar to a publicly-traded REIT, except a REOC does not receive advantaged tax treatment because REOCs may reinvest earnings rather than distribute dividends to unit holders. Additionally, REOCs are more flexible than REITs in terms of the types of real estate investments they can make.

Mortgage Loans Secured by Commercial Real Properties

We may invest in commercial mortgages and other commercial real estate interests consistent with the requirements for qualification as a REIT. We may originate or acquire interests in mortgage loans, which may pay fixed or variable interest rates or have “participating” features. Our loans may include first mortgage loans, second mortgage loans and leasehold mortgage loans. Loans may or may not be insured or guaranteed by the U.S. government, its agencies or anyone else. They may be non-recourse, which means they will not be the borrower’s personal obligations.

Loans with “participating” features may allow us to participate in the economic benefits of any increase in the value of the property securing repayment of the loan as though we were an equity owner of a portion of the property. The forms and extent of any participations may vary depending on factors such as the equity investment, if any, of the borrower, credit support provided by the borrower, the interest rate on our loans and the anticipated and actual cash flow from the underlying real property.

B-Notes. B-Notes are junior participations in a first mortgage loan on a single property or group of related properties. The senior participation is known as an A-Note. Although a B-Note may be evidenced by its own promissory note, it shares a single borrower and mortgage with the A-Note and is secured by the same collateral. B-Note lenders have the same obligations, collateral and borrower as the A-Note lender, but in most instances B-Note lenders are contractually limited in rights and remedies in the event of a default. The B-Note is subordinate to the A-Note by virtue of a contractual or intercreditor arrangement between the A-Note lender and the B-Note lender. For the B-Note lender to actively pursue its available remedies (if any), it must, in most instances, purchase the A-Note or maintain its performing status in the event of a default on the B-Note. The B-Note lender may in some instances require a security interest in the stock or partnership interests of the borrower as part of the transaction. If the B-Note holder can obtain a security interest, it may be able to accelerate gaining control of the underlying property, subject to the rights of the A-Note holder. These debt instruments are senior to the mezzanine debt tranches described below, though they may be junior to another junior participation in the first mortgage loan. B-Notes may or may not be rated by a recognized rating agency.

B-Notes typically are secured by a single property or group of related properties, and the associated credit risk is concentrated in that single property or group of properties. B-Notes share certain credit characteristics with second mortgages in that both are subject to more credit risk with respect to the underlying mortgage collateral than the corresponding first mortgage or the A-Note. After the A-Note is satisfied, any remaining recoveries go next to the B-Note holder.

Mezzanine Loans. The mezzanine loans in which we may invest and/or originate will generally take the form of subordinated loans secured by a pledge of the ownership interests of an entity that directly or indirectly owns real property. We may hold senior or junior positions in mezzanine loans.

We may require other collateral to provide additional security for mezzanine loans, including letters of credit, personal guarantees or collateral unrelated to the property. We may structure our mezzanine loans so that we receive a stated fixed or variable interest rate on the loan as well as prepayment lockouts, penalties, minimum profit hurdles and other mechanisms to protect and enhance returns in the event of premature repayment.

These types of investments generally involve a lower degree of risk than the equity investment in the same entity that owns the real property because the mezzanine investment is generally secured by the ownership interests in the property-owning entity and, as a result, is senior to the equity. Upon a default by the borrower under the mezzanine loan, the mezzanine lender generally can take immediate control and ownership of the property-owning entity, subject to the senior mortgage on the property that stays in place in the event of a mezzanine default and change of control of the borrower.

These types of investments involve a higher degree of risk relative to the long-term senior mortgage secured by the underlying real property because the investment may become unsecured as a result of foreclosure by the senior lender. In the event of a bankruptcy of the entity providing the pledge of its ownership interests as security, we may not have full recourse to the assets of such entity, or the assets of the entity may not be sufficient to satisfy the mezzanine loan. If a borrower defaults on our mezzanine loan or debt senior to our loan, or in the event of a borrower bankruptcy, our mezzanine loan will be satisfied only after the senior debt.

Bridge Loans. We may offer bridge financing products to borrowers who are typically seeking short-term capital to be used in an acquisition, development or refinancing of a given property or for short term capital or liquidity needs. The terms of these loans generally do not exceed three years.

Commercial Mortgage-Backed Securities. Commercial mortgage-backed securities, or CMBS, are securities that evidence interests in, or are secured by, a single commercial mortgage loan or a pool of commercial mortgage loans. These securities are subject to all of the risks of the underlying mortgage loans.

CMBS are generally pass-through certificates that represent beneficial ownership interests in common law trusts whose assets consist of defined portfolios of one or more commercial mortgage loans. They are typically issued in multiple tranches whereby the more senior classes are entitled to priority distributions from the trust's income. Losses and other shortfalls from expected amounts to be received on the mortgage pool are borne by the most subordinate classes, which receive payments only after the more senior classes have received all principal and/or interest to which they are entitled.

The credit quality of mortgage-backed securities depends on the credit quality of the underlying mortgage loans, which is a function of factors such as: the principal amount of the loans relative to the value of the related properties; the mortgage loan terms (e.g. amortization); market assessment and geographic area; construction quality of the property, the creditworthiness of the borrowers; and tenant quality, rents, lease expirations and other lease terms.

The securitization process involves one or more of the rating agencies, including Fitch, Moody's and Standard & Poor's, who determine the respective bond class sizes, generally based on a sequential payment structure. Bonds that are rated from AAA to BBB by the rating agencies are considered "investment grade." Bond classes that are subordinate to the BBB class are considered "non-investment grade." The respective bond class sizes are determined based on the review of the underlying collateral by the rating agencies. The payments received from the underlying loans are used to make the payments on the CMBS. Based on the sequential payment priority, the risk of nonpayment for the AAA CMBS is lower than the risk of nonpayment for the non-investment grade bonds. Accordingly, the AAA class is typically sold at a lower yield compared to the non-investment grade classes that are sold at higher yields. We may invest in investment grade and non-investment grade CMBS classes.

We will evaluate the risk of investment grade and non-investment grade CMBS based on the credit risk of the underlying collateral and the risk of the transactional structure. The credit risk of the underlying collateral is crucial in evaluating the expected performance of an investment. Key variables in this assessment include rent levels, vacancy rates, supply and demand forecasts, tenant credit and tenant incentives (build-out incentives or other rent concessions) related to the underlying properties. We will likely utilize third party data and service providers to review loan level performance such as delinquencies and threats to credit performance; periodic servicing reports of the master and special servicers; reports from rating agencies forecast expected cash flows; probability of default; and loss given a default.

Convertible Mortgages. Convertible mortgages are similar to equity participations. We may invest in and/or originate convertible mortgages if we conclude that we may benefit from the cash flow or any appreciation in the value of the subject property.

Wraparound Mortgages. A wraparound mortgage loan is secured by a wraparound deed of trust on a real property that is already subject to prior mortgage indebtedness, in an amount which, when added to the existing indebtedness, does not generally exceed 75% of the appraised value of the mortgage property. A wraparound loan is one or more junior mortgage loans having a principal amount equal to the outstanding balance under the existing mortgage loan, plus the amount actually to be advanced under the wraparound mortgage loan. Under a wraparound loan, we would generally make principal and interest payments on behalf of the borrower to the holders of the prior mortgage loans.

Construction Loans. Construction loans are loans made for either original development or renovation of property. Construction loans in which we would generally consider an investment would be secured by first deeds of trust on real property and/or such other collateral which is customary for such type of property in such geographic area.

Loans on Leasehold Interests. Loans on leasehold interests are secured by an assignment of the borrower's leasehold interest in the particular real property. The leasehold interest loans are either amortized over a period that is shorter than the lease term or have a maturity date prior to the date the lease terminates. These loans would generally permit us to cure any default under the lease.

Participations. Mortgage and mezzanine participation investments are investments in partial interests of mortgages and mezzanine loans of the type described above that are made and administered by third-party lenders.

In evaluating prospective investments in and originations of loans, our Advisor will consider factors such as the following: the ratio of the amount of the investment to the value of the underlying property and other collateral or security; the property's potential for capital appreciation; expected levels of rental and occupancy rates; current and projected cash flow of the property; potential for rental increases; the degree of liquidity of the investment; the geographic area of the property; the condition and use of the property; the property's income-producing capacity; the quality, experience and creditworthiness of the borrower and/or guarantor; and general economic conditions in the area where the property is located.

Our Advisor will evaluate all potential loan investments to determine if the security for the loan and the loan-to-value ratio meets our investment criteria. Most loans provide for monthly payments of interest and some may also provide for principal amortization.

Our mortgage loan investments may be subject to regulation by federal, state and local authorities and subject to laws and judicial and administrative decisions imposing various requirements and restrictions, including, among other things, regulating credit-granting activities, establishing maximum interest rates and finance charges, requiring disclosure to customers, governing secured transactions and setting collection, repossession and claims handling procedures and other trade practices. In addition, certain states have enacted legislation requiring the licensing of mortgage bankers or other lenders, and these requirements may affect our ability to effectuate our proposed investments in mortgage loans. Commencement of operations in these or other jurisdictions may not be permitted until the applicable regulatory authority concludes that we have complied in all material respects with applicable requirements.

We do not limit the amount of offering proceeds that we may apply to real estate-related securities or debt investments. Our charter also does not place any limit or restriction on:

- the percentage of our assets that may be invested in any type of securities or debt investment or in any single investment; or
- the types of properties underlying any security or debt investment in which we may invest.

We also will be required to consider regulatory requirements and SEC staff interpretations that determine the treatment of such securities or other investments for purposes of exceptions to and exemptions or exclusions from registration as an investment company. This may require us to forgo investments that we, our Operating Partnership, or our subsidiaries might otherwise make in order to continue to assure that "investment securities" do not exceed the 40% limit required to avoid registration as an investment company or qualify for another exclusion from registration or that only appropriate assets are treated as qualifying real estate mortgage assets.

Investments in Real Estate-Related Entities

We may seek to invest in and/or acquire either publicly traded or privately held, real estate-related entities, that own commercial real estate assets. These entities may include REITs and other real estate-related entities, such as private real estate funds, real estate management companies, real estate development companies and debt funds. We may also invest in companies with substantial real estate portfolios for the purpose of obtaining ownership interests in the real estate. We do not have, and do not expect to adopt, any policies limiting our investment in and/or acquisitions of REITs or other real estate-related entities to those conducting a certain type of real estate business or owning a specific property type or real estate asset class. In most cases, we will evaluate the feasibility of investing in and/or acquiring these entities using the same criteria we will

use in evaluating a particular property. As part of any entity acquisition or shortly thereafter, we may sell certain properties to affiliates of our Advisor or others that, in our view, would not fit within our investment strategy or intended portfolio composition. We may invest in these entities in the open market, in negotiated transactions or through tender offers. Any such investment and/or acquisition will be evaluated based on our objective of maintaining our qualification to be taxed as a REIT.

International Investments

According to Hines Research and based on information from Prudential and Oxford Economics, as of December 31, 2020, approximately 70% of the global real estate investible universe is located outside of the United States. Some of this real estate is located in developed markets such as England, Germany and France. These real estate markets are well-developed and have been integrated into the global capital markets for some time. Other real estate investments are located in maturing markets in countries that either have less advanced capital markets or are surrounded by emerging or higher risk markets. We believe examples of maturing markets include Russia and China. Finally, there are other potential real estate opportunities in emerging markets such as Brazil and Mexico. Although these markets may have a higher degree of market risk, they may also offer higher potential returns.

We believe that international properties may play an important role in well-diversified real estate portfolios and that a meaningful allocation to international properties that meet our investment policies and objectives could be an effective tool to compile a well-diversified portfolio with the potential for achieving attractive total returns upon the sale of our investments or the occurrence of a liquidity event. International investment diversification may involve diversity in regard to property types as well as geographic areas.

However, international investments involve unique risks. Please see “Risk Factors—Risks Related to International Investments.” In addition to risks associated with real estate investments generally, regardless of location, country-specific legal, sovereign and currency risks add an additional layer of factors that must be considered when investing in non-U.S. real estate. Because we may be exposed to the effects of currency changes, for example as a result of our international investments, we may enter into currency rate swaps and caps, or similar hedging or derivative transactions or arrangements, in order to manage or mitigate our currency risk. We will not enter into currency swaps or cap transactions, hedging arrangements or similar transactions for speculative purposes.

We believe that having access to Hines’ international organization, with offices in 24 foreign countries and employees living and working full time in these international markets, will be a valuable resource to us when considering international opportunities. As of March 31, 2021, Hines had offices in Australia, Brazil, Canada, China, Denmark, France, Germany, Greece, Hong Kong, India, Ireland, Italy, Japan, Luxembourg, Mexico, the Netherlands, Panama, Poland, Russia, Singapore, South Korea, Spain, the United Arab Emirates and the United Kingdom. Hines has acquired, developed, or redeveloped 416 projects outside of the United States since 1993 with an aggregate cost of \$57.6 billion. A majority of these projects are located in maturing or emerging markets. Our Advisor has access to Hines’ international organization, and we expect to consider interests in non-U.S. markets, including opportunities in maturing or emerging markets. However, we cannot assure investors that we will be able to successfully manage the various risks associated with, and unique to, investing in foreign markets.

Joint Venture Investments

We may enter into joint ventures with third parties and with Hines or its affiliates. We may also enter into joint ventures, partnerships, co-tenancies and other co-ownership arrangements or participations with real estate developers, owners and other affiliated or non-affiliated parties for the purpose of owning and/or operating real properties or investing in other real estate investments. Our investment may be in the form of equity or debt. In determining whether to invest in a particular joint venture, our Advisor will evaluate the real estate investments that such joint venture owns or is being formed to own under the same criteria described elsewhere in this prospectus for the selection of our real estate investments.

We will enter into joint ventures with Hines or its affiliates for the acquisition or origination of real estate investments only if:

- a majority of our directors, including a majority of our independent directors, not otherwise interested in the transaction approve the transaction as being fair and reasonable to us; and
- the investment by us and other third-party investors making comparable investments in the joint venture are on substantially the same terms and conditions.

Management may determine that investing in joint ventures or other co-ownership arrangements with third parties or Hines affiliates will provide benefits to our investors because it will allow us to diversify our portfolio of real estate investments at a faster rate than we could obtain by investing directly, which may reduce risks to us. Likewise, such investments may provide us with access to real estate investments with benefits not available to us for direct investments, or are otherwise in the best interest of our stockholders.

Safeguards we will require related to our joint ventures will be determined on a case-by-case basis after our management and/or board of directors consider all facts they feel are relevant, such as the nature and attributes of our other potential joint venture partners, the proposed structure of the joint venture, the nature of the operations, liabilities and assets the joint venture may conduct and/or own, and the proportion of the size of our interest when compared to the interests owned by other parties. We expect to consider specific safeguards to address potential consequences relating to:

- the management of the joint venture, such as obtaining certain approval rights in joint ventures we do not control or providing for procedures to address decisions in the event of an impasse if we share control of the joint venture;

- our ability to exit a joint venture, such as requiring buy/sell rights, redemption rights or forced liquidation under certain circumstances; and
- our ability to control transfers of interests held by other parties in the joint venture, such as requiring consent, right of first refusal or forced redemption rights in connection with transfers.

Borrowing Policies

We may incur indebtedness in the form of bank borrowings, purchase money obligations to the sellers of properties and publicly or privately placed debt instruments or financing from institutional investors or other lenders. Our indebtedness may be secured or unsecured. Security may be in the form of mortgages or other interests in our properties; equity interests in entities which own our properties or investments; cash or cash equivalents; securities; letters of credit; guarantees or a security interest in one or more of our other assets. We may use borrowing proceeds to finance acquisitions of new properties, make other real estate investments, make payments to our Advisor, pay for capital improvements, repairs or tenant buildouts, refinance existing indebtedness, pay distributions or provide working capital. In addition, in order to provide liquidity to fund redemptions under our share redemption program, we may maintain borrowing capacity under lines of credit or other debt. The form of our indebtedness may be long-term or short-term debt or in the form of a revolving credit facility.

Financing Strategy and Policies

We expect that once we have fully invested the proceeds of this offering and other potential subsequent offerings, our debt financing, including our pro rata share of the debt financing of entities in which we invest, will be in the range of approximately 40%–60% of the aggregate value of our real estate investments and other assets. Financing for acquisitions and investments may be obtained at the time an asset is acquired or an investment is made or at such later time as we determine to be appropriate. In addition, debt financing may be used from time to time for property improvements, lease inducements, tenant improvements, purchase of real estate-related securities and other working capital needs, including the payment of distributions. Our real estate-related securities portfolio may have embedded leverage, including through the use of reverse repurchase agreements and derivatives, including, but not limited to, total return swaps, securities lending arrangements and credit default swaps. Additionally, the amount of debt placed on an individual property or related to a particular investment, including our pro rata share of the amount of debt incurred by an individual entity in which we invest, may be less than 40% or more than 60% of the value of such property/investment or the value of the assets owned by such entity, depending on market conditions and other factors. Our aggregate borrowings, secured and unsecured, must be reasonable in relation to our net assets and must be reviewed by our board of directors at least quarterly. Our charter limits our borrowing to 300% of our net assets (which approximates 75% of the cost of our assets) unless any excess borrowing is approved by a majority of our independent directors and is disclosed to our stockholders in our next quarterly report along with justification for the excess. As of March 31, 2021, our portfolio was approximately 43% leveraged based on the most recent valuations of our real estate investments.

Our existing indebtedness and any additional indebtedness we do incur will likely be subject to continuing covenants, and we will likely be required to make continuing representations and warranties about the company in connection with such debt. Moreover, some or all of our debt may be secured by some or all of our assets. If we default on the payment of interest or principal on any such debt, breach any representation or warranty in connection with any borrowing or violate any covenant in any loan document, our lender may accelerate the maturity of such debt, requiring us to immediately repay all outstanding principal.

Notwithstanding the above, depending on market conditions and other factors, we may choose not to place debt on our portfolio or our assets and may choose not to borrow to finance our operations or to acquire properties.

Our financing strategy and policies do not eliminate or reduce the risks inherent in using leverage to purchase properties. Please see “Risk Factors—Risks Related to Investments in Real Estate—Our use of borrowings to partially fund acquisitions and improvements on properties could result in foreclosures and unexpected debt service expenses upon refinancing, both of which could have an adverse impact on our operations and cash flow.”

By operating on a leveraged basis, we will have more funds available for investment in properties. We believe the prudent use of favorably-priced debt may allow us to make more investments than would otherwise be possible, resulting in a more diversified portfolio. To the extent that we do not obtain mortgage loans on our properties or other debt financing, our ability to acquire additional properties may be restricted.

We will refinance properties during the term of a loan in circumstances that may be beneficial to us, such as when a decline in interest rates makes it beneficial to prepay an existing mortgage, or if an attractive investment becomes available and the proceeds from the refinancing can be used to purchase such investment. The benefits of the refinancing may include increased cash flow resulting from reduced debt service requirements, increased distributions resulting from proceeds of the refinancing, if any, and increased property ownership if some refinancing proceeds are reinvested in real estate.

Because we may be exposed to the effects of interest rate changes, for example as a result of variable interest rate debt we may have, we may enter into interest rate swaps and caps, or similar hedging or derivative transactions or arrangements, in order to manage or mitigate our interest rate risk on variable rate debt. We will not enter into interest rate swaps or cap transactions, hedging arrangements or similar transactions for speculative purposes.

As was the case with the Hines Credit Facility, we may borrow amounts from Hines or its affiliates only if such loan is approved by a majority of our directors, including a majority of our independent directors, not otherwise interested in the transaction as fair, competitive, commercially reasonable and no less favorable to us than comparable loans between unaffiliated parties under the circumstances.

Except as set forth in our charter regarding debt limits, we may reevaluate and change our financing policies in the future without a stockholder vote. Factors that we would consider when reevaluating or changing our financing policies include then-current economic conditions, the relative cost of debt and equity capital, investment opportunities, the ability of our investments to generate sufficient cash flow to cover debt service requirements and other similar factors. Further, we may increase or decrease our expected ratio of debt to aggregate value in connection with any change of our financing policies.

Issuing Securities for Property

Subject to limitations contained in our charter, we may issue, or cause to be issued, shares in Hines Global or OP Units in any manner (and on such terms and for such consideration) in exchange for real estate, interests in real estate or other real estate-related investments. Existing stockholders have no preemptive rights to purchase such shares in any offering, and any such issuance of our shares or units might result in dilution of a stockholder's investment. Any such transaction must be approved by a majority of our directors, including a majority of our independent directors.

Disposition Policies

We intend to hold our properties for an extended period to enable us to capitalize on the potential for increased cash flow and capital appreciation. The period that we will hold our investments in other real estate-related investments will vary depending on the type of investment, market conditions, and other factors. We may hold some of our investments in mortgage and other loans for shorter periods of time depending on the specific circumstances of such loans. Our Advisor will develop a well-defined exit strategy for each investment we make. Our Advisor generally assigns an optimal hold period for each investment we make as part of the underwriting and business plan for the investment. Our Advisor will continually perform a hold-sell analysis on each investment in order to determine the optimal time to sell and generate attractive total returns. Periodic reviews of each investment will focus on the remaining available value enhancement opportunities and the demand for the investment in the marketplace. Economic and market conditions may influence us to hold our investments for different periods of time. We may sell an asset before the end of the expected holding period if we believe that market conditions and asset positioning have maximized its value to us or the sale of the asset would otherwise be in the best interests of our stockholders.

We may sell assets to third parties or to affiliates of Hines. All transactions with affiliates of Hines must be approved by a majority of our independent directors. Please see "Conflicts of Interest—Certain Conflict Resolution Procedures." Additionally, ventures in which we may have an interest may be forced to sell assets to satisfy mandatory redemptions of other investors or buy/sell mechanisms.

Investment Limitations

Our charter provides that the following investment limitations shall apply and we may not:

- invest in equity securities, unless a majority of our directors, including a majority of our independent directors, approve such investment as being fair, competitive and commercially reasonable;
- invest in commodities or commodity futures contracts, except for futures contracts when used solely for the purpose of hedging in connection with our ordinary business of investing in real estate assets and mortgages;
- invest in real estate contracts of sale, otherwise known as land sale contracts, unless the contract is in recordable form and is appropriately recorded in the chain of title;
- make or invest in mortgage loans (excluding any investment in mortgage programs or CMBS) unless an appraisal is obtained concerning the underlying asset, except for those mortgage loans insured or guaranteed by a government or government agency. In cases where a majority of our independent directors determines, and in all cases in which the transaction is with any of our directors or Hines and its affiliates, we will obtain an appraisal from an independent appraiser. Such an appraisal shall be maintained in our records for at least five years and shall be available for inspection and duplication by any stockholder. In addition to such an appraisal, a mortgagee's or owner's title insurance policy or commitment as to the priority of the mortgage or the condition of the title will be obtained in each case;
- make or invest in mortgage loans (excluding any investment in mortgage programs or CMBS) including construction loans, on any one property if the aggregate amount of all mortgage loans on such property would exceed an amount equal to 85% of the appraised value of such property, as determined by an appraisal, unless substantial justification exists for exceeding such limit because of the presence of other loan underwriting criteria;
- make or invest in any indebtedness secured by a mortgage on real property that is subordinate to any mortgage or equity interest of our Advisor, any of our directors, Hines or any of our affiliates;

- invest in junior debt secured by a mortgage on real property which is subordinate to the lien or other senior debt except where the amount of such junior debt plus any senior debt does not exceed 90% of the appraised value of such property, if after giving effect thereto, the value of all such mortgage loans would not then exceed 25% of our net assets, which means our total assets less our total liabilities;
- make investments in unimproved property or indebtedness secured by a deed of trust or mortgage loans on unimproved property in excess of 10% of our total assets;
- issue equity securities on a deferred payment basis or other similar arrangement;
- issue debt securities in the absence of adequate cash flow to cover debt service;
- issue equity securities that are assessable or have voting rights that do not comply with our charter;
- issue “redeemable securities,” as defined in Section 2(a)(32) of the Investment Company Act;
- when applicable, grant warrants or options to purchase shares to Hines or its affiliates or to officers or directors affiliated with Hines except on the same terms as the options or warrants, if any, that are sold to the general public. Further, the amount of the options or warrants issued to such persons cannot exceed an amount equal to 10% of outstanding shares on the date of grant of the warrants and options;
- engage in securities trading, or engage in the business of underwriting or the agency distribution of securities issued by other persons;
- lend money to Hines or its affiliates, except for certain loans permitted thereunder; and
- acquire interests or securities in any entity holding investments or engaging in the above prohibited activities except for investments in which we own a noncontrolling interest or investments in any entity having securities listed on a national securities exchange.

In addition, we do not intend to:

- underwrite securities of other issuers; or
- actively trade in loans or other investments.

Subject to the restrictions we must follow in order to qualify to be taxed as a REIT, we may make investments other than as previously described, although we do not currently intend to do so.

Affiliate Transaction Policy

Our board of directors has established a conflicts committee, which will review and approve all matters the board believes may involve a conflict of interest. This committee is composed solely of independent directors. Please see “Management—Committees of the Board of Directors—Conflicts Committee.” The conflicts committee of our board of directors will approve all transactions between us and Hines and its affiliates. Please see “Conflicts of Interest—Certain Conflict Resolution Procedures.”

Certain Other Policies—Investment Company Act of 1940

We intend to conduct our operations so that neither Hines Global, nor the Operating Partnership, nor any subsidiary will be required to register as an investment company under the Investment Company Act. Section 3(a)(1)(A) of the Investment Company Act defines an investment company as any issuer that is or holds itself out as being engaged primarily, or proposes to engage primarily, in the business of investing, reinvesting or trading in securities. Section 3(a)(1)(C) of the Investment Company Act defines an investment company as any issuer that is engaged or proposes to engage in the business of investing, reinvesting, owning, holding or trading in securities and owns or proposes to acquire investment securities having a value exceeding 40% of the value of the issuer’s total assets (exclusive of U.S. Government securities and cash items) on an unconsolidated basis, which we refer to as the 40% test. Excluded from the term “investment securities,” among other things, are U.S. Government securities and securities issued by majority-owned subsidiaries that are not themselves investment companies and are not relying on the exception from the definition of investment company set forth in Section 3(c)(1) or Section 3(c)(7) of the Investment Company Act.

Hines Global is organized as a holding company that conducts its businesses primarily through the Operating Partnership and our direct and indirect majority-owned subsidiaries; however, Hines Global may also make investments directly. We expect the focus of our business, conducted primarily through the Operating Partnership and its majority-owned subsidiaries, will involve the non-investment company business of making investments in real estate, buildings, and other assets that can be referred to as “sticks and bricks.” Neither Hines Global nor the Operating Partnership expects to meet the definition of “investment company” under Section 3(a)(1)(A), since neither intends to hold itself out as being engaged primarily, or proposes to engage primarily, in the business of investing, reinvesting or trading in securities. Both Hines Global and the Operating Partnership intend to conduct their operations so that they comply with the limits imposed by the 40% test such that neither meets the

definition of “investment company” under Section 3(a)(1)(C). The securities issued to the Operating Partnership by any majority-owned subsidiaries that we may form in the future that are excluded from the definition of “investment company” based on Section 3(c)(1) or 3(c)(7) of the Investment Company Act, together with any other investment securities the Operating Partnership may itself own, may not have a value in excess of 40% of the value of the Operating Partnership’s total assets on an unconsolidated basis. We will monitor our holdings to ensure continuing and ongoing compliance with this test.

The determination of whether an entity is a majority-owned subsidiary of its immediate parent company is made by us. The Investment Company Act defines a majority-owned subsidiary of a person as a company 50% or more of the outstanding voting securities of which are owned by such person. The Investment Company Act further defines voting securities as any security presently entitling the owner or holder thereof to vote for the election of directors of a company. We treat companies in which we own at least 50% of the outstanding voting securities as majority-owned subsidiaries for purposes of the 40% test. We have not requested the SEC or its staff to approve our treatment of any company as a majority-owned subsidiary and the SEC and its staff have not done so. If the SEC or its staff were to disagree with our treatment of one or more companies as majority-owned subsidiaries, we would need to adjust our strategy and our assets in order to comply with (and hold investment securities below the limit imposed by) the 40% test. Any such adjustment in our strategy could have a material adverse effect on us.

We may in the future organize special purpose subsidiaries of the Operating Partnership that will rely on Section 3(c)(7) for their Investment Company Act exclusion and, therefore, the Operating Partnership’s interest in each of these subsidiaries would constitute an investment security for purposes of determining whether the Operating Partnership complies with the 40% test. However, we expect that most of our majority-owned subsidiaries will not meet the definition of investment company or, if they meet that definition, they will not rely on the exclusions under either Section 3(c)(1) or 3(c)(7) of the Investment Company Act. Consequently, we expect that our interests in these subsidiaries (which we expect will constitute a substantial majority of our assets) will not constitute “investment securities.” Consequently, we expect to be able to conduct our operations so that we are not required to register as an investment company under the Investment Company Act.

One or more of our current or to-be-formed subsidiaries may seek to qualify for an exclusion from registration as an investment company under the Investment Company Act pursuant to Section 3(c)(5)(C) of the Investment Company Act, which is available for entities “primarily engaged in the business of purchasing or otherwise acquiring mortgages and other liens on and interests in real estate.” This exclusion, as interpreted by the staff of the SEC, generally requires that at least 55% of an entity’s portfolio be comprised of “qualifying interests” and an additional 25% of the entity’s portfolio be comprised of real estate-related interests although this percentage may be reduced to the extent that more than 55% of the entity’s assets are invested in qualifying interests. Qualifying interests for this purpose include actual interests in real estate, mortgage loans and other liens actually backed by real estate. We intend to treat the following as real estate-related interests: non-Agency RMBS; CMBS, debt and equity securities of companies primarily engaged in real estate businesses; agency partial pool certificates and securities issued by pass-through entities of which substantially all of the assets consist of qualifying interests; and/or real estate-related assets. Although we intend to monitor our portfolio periodically and prior to each investment acquisition, there can be no assurance that we will be able to maintain this exclusion from registration for our subsidiaries.

In addition, we, the Operating Partnership and/or our subsidiaries may rely upon other exclusions, including the exclusion provided by Section 3(c)(6) of the Investment Company Act (which excludes, among other things, parent entities whose primary business is conducted through majority-owned subsidiaries relying upon the exclusion provided by Section 3(c)(5)(C) (discussed above)), from the definition of an investment company and the registration requirements under the Investment Company Act.

Qualification for exclusion from registration under the Investment Company Act could limit our ability to make certain investments. For example, these restrictions will limit the ability of a subsidiary seeking to rely on the exclusion provided by Section 3(c)(5)(C) of the Investment Company Act to invest directly in mortgage-backed securities that represent less than the entire ownership in a pool of mortgage loans, debt and equity tranches of securitizations and certain ABS and real estate companies, in securities that the staff of the SEC has deemed not to be qualifying interests or in assets not related to real estate.

However, there can be no assurance that the laws and regulations governing the Investment Company Act status of REITs (and/or their subsidiaries), including actions by the SEC or the SEC staff providing more specific or different guidance regarding these exclusions, will not change in a manner that adversely affects our operations. For example, on August 31, 2011, the SEC issued a concept release requesting comments regarding a number of matters relating to the exclusion provided by Section 3(c)(5)(C) of the Investment Company Act, including the nature of assets that qualify for purposes of the exclusion and whether mortgage REITs should be regulated in a manner similar to investment companies. Although the SEC and its staff have not taken any action as a result of such public comment process, to the extent that the SEC staff provides more specific guidance regarding any of the matters bearing upon such exclusions, or other exclusions from the definition of Investment Company Act upon which we may rely, we may be required to change the way we conduct our business or adjust our strategy or the activities of our subsidiaries accordingly. Any additional guidance from the SEC staff could provide additional flexibility to us, or it could further inhibit our ability to pursue the strategies we have chosen.

If we meet the definition of an investment company under the Investment Company Act and we fail to qualify for an exclusion therefrom, our ability to use leverage and other business strategies would be substantially reduced, and our business will be materially and adversely affected if we fail to qualify for an exclusion from regulation under the Investment Company Act. If we did become an investment company, we might be required to revise some of our current policies to comply with the Investment Company Act. This would require us to incur the expense and delay of holding a stockholder meeting to vote on proposals for such changes. Please see “Risk Factors—Risks Related to Organizational Structure—We are not registered as an investment company under the Investment Company Act of 1940, as amended, or the Investment Company Act, and therefore we will not be subject to the requirements imposed on an investment company by the Investment Company Act which may limit or otherwise affect our

investment choices.” Please also see “Risk Factors—Risks Related to Organizational Structure—If Hines Global or the Operating Partnership is required to register as an investment company under the Investment Company Act, the additional expenses and operational limitations associated with such registration may reduce your investment return or impair our ability to conduct our business as planned.”

Change in Investment Objectives, Policies and Limitations

Our charter requires our independent directors to review our investment policies at least annually to determine that the policies we are following are in the best interests of our stockholders. Each determination and the basis therefor is required to be set forth in the applicable meeting minutes. The methods of implementing our investment policies also may vary as new investment techniques are developed. The methods of implementing our investment objectives and policies, except as otherwise provided in our organizational documents, may be altered by a majority of our directors, including a majority of our independent directors, without the approval of our stockholders. However, the investment limitations in our charter can only be amended with the approval of our stockholders. Please see “Description of Capital Stock—Meetings and Special Voting Requirements.”

SELECTED INFORMATION REGARDING OUR OPERATIONS

Funds from Operations

We believe funds from operations (“FFO”) is a meaningful supplemental non-GAAP operating metric. FFO is a non-GAAP financial performance measure defined by the National Association of Real Estate Investment Trusts (“NAREIT”) and is widely recognized by investors and analysts as one measure of operating performance of a real estate company. FFO excludes items such as real estate depreciation and amortization. Depreciation and amortization, as applied in accordance with GAAP, implicitly assumes that the value of real estate assets diminishes predictably over time and also assumes that such assets are adequately maintained and renovated as required in order to maintain their value. Since real estate values have historically risen or fallen with market conditions such as occupancy rates, rental rates, inflation, interest rates, the business cycle, unemployment and consumer spending, it is management’s view, and we believe the view of many industry investors and analysts, that the presentation of operating results for real estate companies using historical cost accounting alone is insufficient. In addition, FFO excludes gains and losses from the sale of real estate, impairment charges related to depreciable real estate assets and in-substance real estate equity investments and realized and unrealized gains and losses related to investments in real estate-related securities, which we believe provides management and investors with a helpful additional measure of the historical performance of our real estate portfolio, as it allows for comparisons, year to year, that reflect the impact on operations from trends in items such as occupancy rates, rental rates, operating costs, general and administrative expenses and interest costs. A property will be evaluated for impairment if events or circumstances indicate that the carrying amount may not be recoverable (i.e. the carrying amount exceeds the total estimated undiscounted future cash flows from the property). Undiscounted future cash flows are based on anticipated operating performance, including estimated future net rental and lease revenues, net proceeds on the sale of the property, and certain other ancillary cash flows. While impairment charges are excluded from the calculation of FFO as described above, stockholders are cautioned that we may not recover any impairment charges.

FFO should not be construed to be more relevant or accurate than the current GAAP methodology in calculating net income or in its applicability in evaluating our operating performance. In addition, FFO should not be considered as an alternative to net income (loss) or income (loss) from continuing operations as an indication of our performance or as an alternative to cash flows from operating activities as an indication of our liquidity, but rather should be reviewed in conjunction with these and other GAAP measurements. Further, FFO is not intended to be used as a liquidity measure indicative of cash flow available to fund our cash needs, including our ability to make distributions to our stockholders. Please see the limitations listed below associated with the use of FFO:

- Prior to January 1, 2018, FFO included costs related to our acquisitions, including acquisition fees payable to our Advisor. Although these amounts reduced net income for periods prior to January 1, 2018, we generally funded such costs with proceeds from our public offerings and/or acquisition-related indebtedness and did not consider these fees and expenses in the evaluation of our operating performance. In January 2018, we adopted ASU 2017-01 which clarified the definition of a business and added guidance to assist entities with evaluating whether transactions should be accounted for as acquisitions (or disposals) of assets or businesses. We expect that most of our real estate transactions completed after that date will be accounted for using the asset acquisition guidance and, accordingly, the related acquisition-related expenses incurred will be capitalized and included in the allocated purchase price and will not be expensed. Prior to ASU 2017-01, real estate acquisitions were generally considered business combinations and the acquisition-related expenses and acquisition fees were treated as operating expenses under GAAP. Additionally, effective as of December 6, 2017, we no longer pay acquisition fees to our Advisor.
- We utilize the definition of FFO as set forth by NAREIT. Our FFO may not be comparable to amounts calculated by other REITs, if they use different approaches.
- Our business is subject to volatility in the real estate markets and general economic conditions, and adverse changes in those conditions could have a material adverse impact on our business, results of operations and FFO. Accordingly, the predictive nature of FFO is uncertain and past performance may not be indicative of future results.

Neither the SEC, NAREIT nor any regulatory body has passed judgment on the acceptability of the adjustments that we use to calculate FFO. In the future, the SEC, NAREIT or a regulatory body may decide to standardize the allowable adjustments across the non-listed REIT industry and we would have to adjust our calculation and characterization of FFO.

The following section presents our calculation of FFO attributable to common stockholders and provides additional information related to our operations for the three months ended March 31, 2021 and 2020, the years ended December 31, 2020, 2019 and 2018 and the period from inception through March 31, 2021 (in thousands, except per share amounts). As we are in the capital raising and acquisition phase of our operations,

FFO may not be useful in comparing operations for the periods presented below. We expect revenues and expenses to increase in future periods as we raise additional offering proceeds and use them to make additional real estate investments.

	Three Months Ended March 31,		Year ended December 31,			Period from July 31, 2013 (date of inception) through March 31, 2021
	2021	2020	2020	2019	2018	
Net income (loss)	\$ (5,718)	\$ 41,752	\$ 101,553	\$ (19,548)	\$ (879)	\$ 39,915
Depreciation and amortization ⁽¹⁾	20,027	16,229	68,693	46,193	32,478	216,706
Gain on sale of real estate	(38)	(49,644)	(130,094)	—	(14,491)	(144,623)
Taxes related to sale of real estate	—	—	7,773	—	—	7,773
(Gain) loss on securities ⁽²⁾	(3,339)	7,737	452	(2,317)	401	(4,802)
Adjustments for noncontrolling interests ⁽³⁾	—	—	—	(29)	(22)	117
Funds From Operations attributable to common stockholders	\$ 10,932	\$ 16,074	\$ 48,377	\$ 24,299	\$ 17,487	\$ 115,086
Basic and diluted income (loss) per common share	\$ (0.05)	\$ 0.47	\$ 1.06	\$ (0.31)	\$ (0.02)	\$ 1.06
Funds From Operations attributable to common stockholders per common share	\$ 0.10	\$ 0.18	\$ 0.50	\$ 0.39	\$ 0.43	\$ 3.05
Weighted average shares outstanding	109,583	88,256	95,935	63,039	40,468	37,770

Notes to the table:

- (1) Represents the depreciation and amortization of real estate assets. Historical cost accounting for real estate assets in accordance with GAAP implicitly assumes that the value of real estate assets diminishes predictably over time. Since real estate values have historically risen or fallen with market conditions, we believe that such depreciation and amortization may be of limited relevance in evaluating current operating performance and, as such, these items are excluded from our determination of FFO.
- (2) Represents the realized and unrealized gains and losses related to investments in real estate-related securities, which consist of common equities, preferred equities and debt investments of publicly traded REITs. These securities are incidental to our operations. As such, these gains and losses were excluded from our determination of FFO, as defined by NAREIT, in the current period. Additionally, certain immaterial amounts have now been included in prior periods for comparative purposes.
- (3) Includes income attributable to noncontrolling interests and all adjustments to eliminate the noncontrolling interests' share of the adjustments to convert our net loss to FFO.

Set forth below is additional information which may be helpful in assessing our operating results:

- For the three months ended March 31, 2021 and 2020, the Dealer Manager earned distribution and stockholder servicing fees of \$1.5 million and \$1.4 million, respectively, which are paid by Hines Global. For the years ended December 31, 2020, 2019 and 2018, the Dealer Manager earned distribution and stockholder servicing fees of \$5.8 million, \$3.8 million and \$2.0 million, respectively. Total distribution and stockholder servicing fees earned by the Dealer Manager from inception through March 31, 2021 were \$15.0 million.
- As of December 6, 2017, through its ownership of the special limited partner interest in the Operating Partnership, our Advisor is entitled to an annual performance participation allocation of 12.5% of the Operating Partnership's total return, subject to the Company earning a 5% total return annually, after considering the effect of any losses carried forward from the prior year. The performance participation allocation accrues monthly and is payable after the completion of each calendar year. See "Management Compensation—Performance Participation Allocation" for additional information regarding the performance participation allocation. We do not consider the performance participation allocation in evaluating our operating performance. For the three months ended March 31, 2021 we incurred \$2.2 million in performance participation allocation fees due to the Advisor. For the three months ended March 31, 2020, we did not incur any performance participation allocation fees. For the years ended December 31, 2020, 2019 and 2018, we incurred \$0 million, \$7.7 million and \$6.0 million, respectively, in performance participation allocation fees. Total performance participation allocation fees incurred were \$16.2 million from inception through March 31, 2021.
- For the three months ended March 31, 2021 and 2020, we recorded adjustments primarily related to amortization of out-of-market lease intangibles and lease incentives and straight-line rent adjustments, which resulted in a net decrease to rental revenue of \$0.2 million and a net increase to rental revenue of \$1.0 million, respectively. For the years ended December 31, 2020, 2019 and 2018, we recorded adjustments primarily related to amortization of out-of-market lease intangibles and lease incentives and straight-line rent adjustments, which resulted in a net increase to rental revenue of \$3.7 million, \$4.4 million and \$2.3 million, respectively. Total of such adjustments from inception through March 31, 2021 were \$15.7 million. Included in these

adjustments is the amortization of deferred financing costs, which amounted to \$0.7 million and \$0.6 million for the three months ended March 31, 2021 and 2020, respectively, and \$2.8 million, \$1.4 million and \$0.6 million for the years ended December 31, 2020, 2019 and 2018, respectively.

- We recorded adjustments related to derivative instruments and foreign currencies, which reduced net income by approximately \$1.0 million and increased net income by approximately \$2.8 million for the three months ended March 31, 2021 and 2020, respectively. We recorded adjustments related to derivative instruments and foreign currencies, which increased net income by approximately \$6.3 million and reduced net income by approximately \$2.9 million and \$93,000 for the years ended December 31, 2020, 2019 and 2018, respectively. The total of such adjustments from inception through March 31, 2021 increased net income by \$1.8 million.

As noted previously, our cash flows from operations have been and may continue to be insufficient to fund distributions to stockholders. We may continue to choose to use proceeds from the sales of assets, proceeds from our debt financings, proceeds from our public offerings, cash advances by our Advisor and/or cash resulting from a waiver or deferral of fees to fund distributions to our stockholders. For example, we funded 67%, 60% and 42% of total distributions for the three months ended March 31, 2021, and the years ended December 31, 2020 and 2019, respectively, with cash flows from other sources such as cash flows from investing activities, which may include proceeds from the sale of real estate and/or cash flows from financing activities, which may include offering proceeds. We have not placed a cap on the amount of our distributions that may be paid from sources other than cash flows from operations, including proceeds from our debt financings, proceeds from our public offerings, cash advances by our Advisor and cash resulting from a waiver or deferral of fees.

From inception through March 31, 2021, we declared \$160.8 million of distributions to our stockholders, compared to our total aggregate FFO of \$115.1 million and our total aggregate net income of \$39.9 million for that period. For the three months ended March 31, 2021, we declared \$15.6 million of distributions to our stockholders compared to our total aggregate FFO of \$10.9 million. For the three months ended March 31, 2020, we declared \$12.4 million of distributions to our stockholders compared to our total aggregate FFO of \$16.1 million.

DESCRIPTION OF CAPITAL STOCK

We were formed as a corporation under the laws of the State of Maryland. The rights of our stockholders are governed by Maryland law as well as our charter and bylaws. The following summary of the terms of our stock is a summary of all material provisions concerning our stock and you should refer to the Maryland General Corporation Law and our charter and bylaws for a full description. Throughout this prospectus, references to our “charter” refer to our amended and restated charter as amended and supplemented by articles supplementary and articles of amendment. The following summary is qualified in its entirety by the more detailed information contained in our charter and bylaws. Copies of our charter and bylaws are incorporated by reference as exhibits to the registration statement of which this prospectus is a part. You can obtain copies of our charter and bylaws and every other exhibit to our registration statement. Please see “Where You Can Find More Information” below.

Under our charter, we have authority to issue 1,500,000,000 common shares, \$0.001 par value per share, and 500,000,000 preferred shares, \$0.001 par value per share. Of the total shares of common stock authorized, 40,000,000 are classified as Class AX shares, 40,000,000 are classified as Class TX shares, 10,000,000 are classified as Class IX shares, 10,000,000 are classified as Class JX shares, 350,000,000 are classified as Class T shares, 350,000,000 are classified as Class S shares, 350,000,000 are classified as Class D shares and 350,000,000 are classified as Class I shares. Our board of directors may amend our from time to time charter to increase or decrease the aggregate number of our authorized shares or the number of shares of any class or series that we have authority to issue without any action by our stockholders. See “Security Ownership of Certain Beneficial Owners and Management” for disclosure of the number and percentage of our outstanding common shares owned by our officers and directors.

Our charter and bylaws contain certain provisions that could make it more difficult to acquire control of us by means of a tender offer, a proxy contest or otherwise. These provisions are expected to discourage certain types of coercive takeover practices and inadequate takeover bids and to encourage persons seeking to acquire control of us to negotiate first with our board of directors. We believe that these provisions increase the likelihood that any such proposals initially will be on more attractive terms than would be the case in their absence and will facilitate negotiations which may result in improvement of the terms of an initial offer.

Common Shares

All outstanding shares of our common stock are fully paid and non-assessable. Subject to any preferential rights of any other class or series of shares and to the provisions of our charter regarding the restriction on the transfer of our common shares, the holders of common shares are entitled to such distributions as may be authorized from time to time by our board of directors and declared by us out of legally available funds and, upon liquidation, are entitled to receive all assets available for distribution to our stockholders. Holders of our common shares do not have preemptive rights, which means that they do not have an automatic option to purchase any new shares that we issue.

Subject to the limitations described in our charter, our board of directors, without any action by our stockholders, may classify or reclassify any of our unissued common shares into one or more classes or series by setting or changing the preferences, conversion, restrictions or other rights.

We do not issue certificates for our shares. Shares are not held in “uncertificated” form, which eliminates the physical handling and safekeeping responsibilities inherent in owning transferable stock certificates and eliminate the need to return a duly executed stock certificate to effect a transfer. DST Systems, Inc. will act as our registrar and as the transfer agent for our shares. A transfer of your shares can be effected simply by mailing to DST Systems, Inc. a transfer and assignment form, which we will provide to you upon written request.

We are not offering the IPO Shares (Class AX shares, Class TX shares, Class IX shares and Class JX shares) in this offering.

Class T Shares

Each Class T share sold in the primary offering is subject to an upfront selling commission and dealer manager fee of up to 3.5% in the aggregate of gross offering proceeds from Class T shares sold in the primary offering on the date of the purchase. Our Dealer Manager may reallocate all or a portion of the upfront selling commissions and dealer manager fees to participating broker dealers.

We will pay our Dealer Manager ongoing distribution and stockholder servicing fees with respect to our outstanding Class T shares, in an amount equal to up to 1.0% per annum of the aggregate NAV of our outstanding Class T shares. The distribution and stockholder servicing fees will be paid monthly in arrears. Our Dealer Manager may reallocate all or a portion of the distribution and stockholder servicing fees to the participating broker dealers who sold the shares or, if applicable, to a subsequent broker dealer of record so long as the subsequent broker dealer of record is party to a selected dealer agreement with our Dealer Manager that provides for the reallocation. The upfront selling commission and dealer manager fee are not payable with respect to any Class T share sold pursuant to our distribution reinvestment plan.

We will cease paying the distribution and stockholder servicing fees with respect to any Class T shares at the end of the month in which the transfer agent, on our behalf, determines that total upfront selling commissions, dealer manager fees and distribution and stockholder servicing fees paid with respect to the Class T shares held by a stockholder in his or her particular account would exceed 8.75% (or, in the case of shares sold through certain participating broker dealers, a lower limit as set forth in any applicable agreement between our Dealer Manager and a participating broker dealer at the time such shares were issued) of the gross proceeds from the sale of Class T shares (including the gross proceeds of any shares issued under our distribution reinvestment plan with respect thereto). At the end of such month, each Class T shares (and any shares issued under our distribution reinvestment plan with respect thereto) will convert into a number of Class I shares (including any fractional shares) with an equivalent aggregate NAV as such share. Although we cannot predict the length of time over which the distribution and stockholder servicing fee will be paid due to potential changes in the NAV of our shares, this fee would be paid with respect to a Class T share (in the case of a limit of 8.75% of gross proceeds) over a period of approximately 5.43 years from the date of purchase, assuming payment of the full upfront selling commissions and dealer

manager fees and a constant NAV per share of \$10.15, which is our NAV per share as of April 30, 2021. We expect our NAV per share will vary. Under these assumptions, if a stockholder holds his or her shares for this time period, this fee with respect to a Class T share would total approximately \$0.55. We will further cease paying the distribution and stockholder servicing fee on any Class T share that is redeemed or repurchased, as well as upon our dissolution, liquidation or the winding up of our affairs, or a merger or other extraordinary transaction to which we are a party and in which the Class T share as a class are exchanged for cash or other securities. We cannot predict if or when this will occur for each Class T share.

Class S Shares

Each Class S share sold in the primary offering is subject to an upfront selling commission of up to 3.5% of gross offering proceeds from Class S shares sold in the primary offering on the date of the purchase. Our Dealer Manager may reallocate all or a portion of the upfront selling commissions and dealer manager fees to participating broker dealers. No dealer manager fees will be paid for any Class S shares sold in the offering, including pursuant to our distribution reinvestment plan.

We will pay our Dealer Manager ongoing distribution and stockholder servicing fees with respect to our outstanding Class S shares, in an amount equal to up to 1.0% per annum of the aggregate NAV of our outstanding Class S shares. The distribution and stockholder servicing fees will be paid monthly in arrears. Our Dealer Manager may reallocate or advance all or a portion of the distribution and stockholder servicing fees to the participating broker dealers who sold the shares or, if applicable, to a subsequent broker dealer of record so long as the subsequent broker dealer of record is party to a selected dealer agreement with our Dealer Manager that provides for the reallocation. The upfront selling commission is not payable with respect to any Class S shares sold pursuant to our distribution reinvestment plan.

We will cease paying the distribution and stockholder servicing fees with respect to any Class S shares at the end of the month in which the transfer agent, on our behalf, determines that total upfront selling commissions, dealer manager fees and distribution and stockholder servicing fees paid with respect to the Class S shares held by a stockholder in his or her particular account would exceed 8.75% (or, in the case of shares sold through certain participating broker dealers, a lower limit as set forth in any applicable agreement between our Dealer Manager and a participating broker dealer at the time such shares were issued) of the gross proceeds from the sale of Class S shares (including the gross proceeds of any shares issued under our distribution reinvestment plan with respect thereto). At the end of such month, each Class S share (and any shares issued under our distribution reinvestment plan with respect thereto) will convert into a number of Class I shares (including any fractional shares) with an equivalent aggregate NAV as such share. Although we cannot predict the length of time over which the distribution and stockholder servicing fee will be paid due to potential changes in the NAV of our shares, this fee would be paid with respect to a Class S share (in the case of a limit of 8.75% of gross proceeds) over a period of approximately 5.43 years from the date of purchase, assuming payment of the full upfront selling commissions and a constant NAV per share of \$10.15, which is our NAV per share as of April 30, 2021. We expect our NAV per share will vary. Under these assumptions, if a stockholder holds his or her shares for this time period, this fee with respect to a Class S share would total approximately \$0.55. We will further cease paying the distribution and stockholder servicing fee on any Class S share that is redeemed or repurchased, as well as upon our dissolution, liquidation or the winding up of our affairs, or a merger or other extraordinary transaction to which we are a party and in which the Class S shares as a class are exchanged for cash or other securities. We cannot predict if or when this will occur for each Class S share.

Class D Shares

No upfront selling commissions or dealer manager fee will be paid for any Class D shares sold in the offering, including pursuant to our distribution reinvestment plan. We will pay our Dealer Manager ongoing distribution and stockholder servicing fees with respect to our outstanding Class D shares, in an amount equal to up to 0.25% per annum of the aggregate NAV of our outstanding Class D shares. The distribution and stockholder servicing fees will be paid monthly in arrears. Our Dealer Manager may reallocate or advance all or a portion of the distribution and stockholder servicing fees to the participating broker dealers who sold the shares or, if applicable, to a subsequent broker dealer of record so long as the subsequent broker dealer of record is party to a selected dealer agreement with our Dealer Manager that provides for the reallocation.

Class D shares are generally available for purchase in this offering only (i) through fee-based programs, also known as wrap accounts, that provide access to Class D shares, (ii) through participating broker dealers that have alternative fee arrangements with their clients to provide access to Class D shares, (iii) through certain registered investment advisers, (iv) through bank trust departments or any other organization or person authorized to act in a fiduciary capacity for its clients or customers or (v) by other categories of investors that we name in an amendment or supplement to this prospectus.

We will cease paying distribution and stockholder servicing fees with respect to any Class D shares at the end of the month in which the transfer agent, on our behalf, determines that total upfront selling commissions, dealer manager fees and distribution and stockholder servicing fees paid with respect to the Class D shares held by a stockholder in his or her particular account would exceed 8.75% (or, in the case of shares sold through certain participating broker dealers, a lower limit as set forth in any applicable agreement between our Dealer Manager and a participating broker dealer at the time such shares were issued) of the gross proceeds from the sale of Class D shares (including the gross proceeds of any shares issued under our distribution reinvestment plan with respect thereto). At the end of such month, each Class D share (and any shares issued under our distribution reinvestment plan with respect thereto) will convert into a number of Class I shares (including any fractional shares) with an equivalent aggregate NAV as such share. Although we cannot predict the length of time over which the distribution and stockholder servicing fee will be paid due to potential changes in the NAV of our shares, this fee would be paid with respect to a Class D share (in the case of a limit of 8.75% of gross proceeds) over a period of approximately 35 years from the date of purchase and a constant NAV per share of \$10.15, which is our NAV per share as of April 30, 2021. We expect our NAV per share will vary. Under these assumptions, if a stockholder holds his or her shares for this time period, this

fee with respect to a Class D share would total approximately \$0.89. We will further cease paying the distribution and stockholder servicing fee on any Class D share that is redeemed or repurchased, as well as upon our dissolution, liquidation or the winding up of our affairs, or a merger or other extraordinary transaction to which we are a party and in which the Class D shares as a class are exchanged for cash or other securities. We cannot predict if or when this will occur for each Class D share.

Class I Shares

We will not pay any upfront selling commissions, dealer manager fees or distribution and stockholder servicing fees for sales of any Class I shares.

Class I shares are generally available for purchase in this offering only (1) through fee-based programs, also known as wrap accounts, that provide access to Class I shares, (2) by endowments, foundations, pension funds and other institutional investors, (3) through participating broker dealers that have alternative fee arrangements with their clients to provide access to Class I shares, (4) by our executive officers and directors and their friends and immediate family members, as well as officers and employees of our Advisor, Hines or other affiliates and their friends and immediate family members, and, if approved by our board of directors, joint venture partners, consultants and other service providers, (5) through certain registered investment advisers, (6) by the officers, directors, employees, and registered representatives of participating broker dealers or their affiliates, including their immediate family members, or (7) by other categories of investors that we name in an amendment or supplement to this prospectus. “Friends” mean those individuals who have had long standing business and/or personal relationships with officers of Hines.

Class T Shares, Class S Shares and Class D Shares

In addition to the features of our Class T shares, Class S shares and Class D shares described above, we will cease paying distribution and stockholder servicing fees with respect to Class T shares, Class S shares and Class D shares on the earlier to occur of the following: (i) a listing of our common shares, (ii) our merger or consolidation with or into another entity, or the sale or other disposition of all or substantially all of our assets or (iii) following the completion of the primary portion of this offering, the end of the month in which our Dealer Manager determines that, in the aggregate, underwriting compensation from all sources in connection with this offering, including upfront selling commissions, dealer manager fees, distribution and stockholder servicing fees and other underwriting compensation, is equal to 10% of the gross proceeds from our primary offering. Upon the earlier to occur of such events, our Class T shares, Class S shares and Class D shares will convert into a number of Class I shares (including any fractional shares) with an equivalent NAV as such shares.

If a stockholder’s account includes Class T shares, Class S shares or Class D shares and the stockholder makes a subsequent purchase of Class T shares, Class S shares or Class D shares, as applicable, the total underwriting compensation limit will be based on the total number of Class T shares, Class S shares or Class D shares, as applicable, in the account, such that the conversion of the Class T shares, Class S shares or Class D shares, as applicable, from the initial purchase will be delayed and the accrual of the distribution and stockholder servicing fees and the conversion of the Class T shares, Class S shares or Class D shares, as applicable, with respect to the subsequent purchase will happen on a more accelerated basis than would have been the case if the stockholder had made the subsequent purchase in a separate account. Stockholders may elect to make subsequent purchases in a separate account. Purchasing additional shares in the same account will not increase the amount of the distribution and stockholder servicing fees paid with respect to a stockholder’s shares, but will only affect the timing of such payments.

Preferred Shares

Upon the affirmative vote of a majority of our directors, our charter authorizes our board of directors to issue one or more classes or series of preferred shares without stockholder approval and our charter provides that the issuance of preferred shares must also be approved by a majority of our independent directors who do not have an interest in the transaction and who have access, at our expense, to our legal counsel or to independent legal counsel. Further, our charter authorizes the board to classify or reclassify any of our unissued preferred shares and to fix the voting rights, liquidation preferences, distribution rates, conversion rights, redemption rights and terms, including sinking fund provisions, and certain other rights and preferences with respect to such preferred shares. Because our board of directors has the power to establish the preferences and rights of each class or series of preferred shares, it may afford the holders of any series or class of preferred shares preferences, powers, and rights senior to the rights of holders of common shares. However, the voting rights per preferred share of any series or class of preferred shares sold in a private offering may not exceed voting rights which bear the same relationship to the voting rights of common shares as the consideration paid to us for each privately-held preferred share bears to the book value of each outstanding common share. If we ever created and issued preferred shares with a distribution preference over our common shares, payment of any distribution preferences of outstanding preferred shares would reduce the amount of funds available for the payment of distributions on the common shares. Further, holders of preferred shares are normally entitled to receive a preference payment in the event we liquidate, dissolve or wind up before any payment is made to the common stockholders, likely reducing the amount common stockholders would otherwise receive upon such an occurrence.

Under certain circumstances, the issuance of preferred shares may delay, prevent, render more difficult or tend to discourage:

- a merger, tender offer or proxy contest;
- the assumption of control by a holder of a large block of our securities; or
- the removal of incumbent management.

Our board of directors, without stockholder approval, may issue preferred shares with voting and conversion rights that could adversely affect the holders of common shares, subject to the limits described above. We currently have no preferred shares issued and outstanding. Our board of directors has no present plans to issue preferred shares, but may do so at any time in the future without stockholder approval.

Meetings and Special Voting Requirements

Class T shares, Class S shares, Class D shares, Class I shares and the IPO Shares vote together as a single class, and each share is entitled to one vote per share on each matter submitted to a vote at a meeting of our stockholders, including the election of directors; *provided* that with respect to any matter that would only have a material adverse effect on the rights of a particular class of common stock, only the holders of such affected class are entitled to vote. There is no cumulative voting in the election of our board of directors, which means that the holders of a majority of our outstanding common shares can elect all of the directors then standing for election and the holders of the remaining common shares will not be able to elect any directors. An annual meeting of our stockholders will be held each year, at least 30 days after delivery of our annual report. Special meetings of stockholders may be called only upon the request of a majority of our directors, a majority of our independent directors, our chief executive officer, our president or our chairman of the board or and must be called by our president to act on any matter that may properly be considered at a meeting of stockholders upon the written request of stockholders entitled to cast not less than 10% of all of the votes entitled to be cast on such matter at such meeting. The presence of stockholders, either in person or by proxy, entitled to cast at least 50% of all the votes entitled to be cast at a meeting constitutes a quorum. Generally, the affirmative vote of a majority of all votes cast at a meeting at which a quorum is present is necessary to take stockholder action, except that a majority of the votes represented in person or by proxy at a meeting at which a quorum is present is required to elect a director.

Under the Maryland General Corporation Law and our charter, stockholders are generally entitled to vote at a duly held meeting at which a quorum is present on:

- amendments to our charter and the election and removal of directors (except as otherwise provided in our charter or under the Maryland General Corporation Law);
- our liquidation or dissolution; and
- a merger, consolidation, conversion, statutory share exchange or sale or other disposition of substantially all of our assets.

No such action can be taken by our board of directors without a vote of our stockholders entitled to cast at least a majority of all the votes entitled to be cast on the matter or, in the case of director elections, a majority of the votes present in person or by proxy at a meeting at which a quorum is present. Stockholders are not entitled to exercise any of the rights of an objecting stockholder provided for in Title 3, Subtitle 2 of the Maryland General Corporation Law unless our board of directors determines that such rights shall apply with respect to all or any classes or series of shares, to a particular transaction or all transactions occurring after the date of such determination in connection with which stockholders would otherwise be entitled to exercise such rights.

We will maintain, as part of our books and records, and will make available for inspection by any stockholder or the stockholder's designated agent at our office an alphabetical list of the names, addresses and telephone numbers of our stockholders, along with the number of shares of our common stock held by each of them. We will update the stockholder list at least quarterly to reflect changes in the information contained therein. A copy of the list shall be mailed to any stockholder who requests the list within 10 days of the request and will be printed in alphabetical order, on white paper, and in a readily readable type size (in no event smaller than 10-point type). A stockholder may request a copy of the stockholder list in connection with matters relating to voting rights and the exercise of stockholder rights under federal proxy laws. A stockholder requesting a list will be required to pay the reasonable costs of producing the list. We have the right to request that a requesting stockholder represent to us that the list will not be used to pursue commercial interests. Stockholders also have rights under Rule 14a-7 under the Exchange Act, which provides that, upon the request of investors and the payment of the expenses of the distribution, we are required to distribute specific materials to stockholders in the context of the solicitation of proxies for voting on matters presented to stockholders or, at our option, provide requesting stockholders with a copy of the list of stockholders so that the requesting stockholders may make the distribution of proxies themselves. If we do not honor a proper request for the stockholder list, then the requesting stockholder shall be entitled to recover certain costs incurred in compelling the production of the list, including attorneys' fees, as well as actual damages suffered by reason of the refusal or failure to produce the list. A stockholder, however, shall not have the right to, and we may require a requesting stockholder to represent that it will not, secure the stockholder list or other information for the purpose of selling or using the list for a commercial purpose not related to the requesting stockholder's interest in our affairs. The remedies provided to stockholders requesting copies of the stockholder list described above are in addition to, and shall not in any way limit, other remedies available to such stockholders under federal or state laws.

In addition, pursuant to our charter, any stockholder and any designated representative thereof shall be permitted access to our corporate records to which such stockholder is entitled under applicable law at all reasonable times, and may inspect and copy any of them for a reasonable charge. Under Maryland law, stockholders are entitled to inspect and copy our bylaws, minutes of stockholder proceedings, annual statements of affairs, voting trust agreements and statements of the amount of stock and securities issued by us during the period specified by the requesting stockholder, which period may not be longer than 12 months prior to the date of the stockholder's request. Statements of stock and securities will only include the number of shares issued during the period and the consideration received per share, in conformity with Maryland law, and will not include any personal identifying information concerning the holders of the shares. Requests to inspect and/or copy our corporate records must be

made in writing to our address as set forth in the section of this prospectus titled “Where You Can Find More Information.” It is the policy of our board of directors to comply with all proper requests for access to our corporate records in conformity with our charter and Maryland law.

Rights Upon Liquidation

In the event of any voluntary or involuntary liquidation, dissolution or winding up of us, or any liquidating distribution of our assets, then such assets, or the proceeds therefrom, will be distributed between the holders of shares of each class of our common stock ratably in proportion to the respective NAV for each class until the NAV for each class has been paid. We will calculate the NAV as a whole for all shares of our common stock and then will determine any differences attributable to each class. Each holder of shares of a particular class of common stock will be entitled to receive, proportionately with each other holder of shares of such class, that portion of such aggregate assets available for distribution to such class as the number of outstanding shares of such class held by such holder bears to the total number of outstanding shares of such class then outstanding. We expect the NAV per share of each class of our common stock to be the same, except in the unlikely event that the distribution and stockholder servicing fees payable by us exceed the amount otherwise available for distribution to holders of the class of shares to which such fees relate in a particular period (prior to the deduction of the distribution and stockholder servicing fees), in which case the excess will be accrued as a reduction to the NAV per share of the applicable class of shares, which would result in the NAV and distributions upon liquidation with respect to such class of shares being lower than the NAV and distributions upon liquidation with respect to the other classes of shares.

Registration Rights Agreement

We anticipate entering into a registration rights agreement with our Advisor pursuant to which our Advisor may require us to prepare and file, at our expense, a shelf registration statement relating to the resale of all shares of our common stock currently held or later acquired by them or their permitted transferees and under certain circumstances they may require us to file resale registration statements on demand and provide unlimited “piggyback” rights with respect to the resale of such shares (subject to certain cutback and other provisions).

Restrictions On Transfer

In order for us to qualify as a REIT, no more than 50% in value of the outstanding shares of our common stock may be owned, directly or indirectly through the application of certain attribution rules under the Code, by any five or fewer individuals, as defined in the Code to include specified entities, during the last half of any taxable year, excluding our first taxable year ending December 31, 2015. In addition, the outstanding shares of our common stock must be owned by 100 or more persons independent of us and each other during at least 335 days of a 12-month taxable year or during a proportionate part of a shorter taxable year, excluding our first taxable year ending December 31, 2015. In addition, we must meet requirements regarding the nature of our gross income in order to qualify as a REIT. One of these requirements is that at least 75% of our gross income for each calendar year must consist of rents from real property and income from other real property investments (and a similar test requires that at least 95% of our gross income for each calendar year must consist of rents from real property and income from other real property investments together with certain other passive items such as dividend and interest). The rents received by the Operating Partnership from any tenant will not qualify as rents from real property, which could result in our loss of REIT status, if we own, actually or constructively within the meaning of certain provisions of the Code, 10% or more of the ownership interests in that tenant. In order to assist us in preserving our status as a REIT, among other purposes, our charter provides generally that (i) no person may beneficially or constructively own common shares in excess of 9.9% (in value or number of shares) of the outstanding common shares; (ii) no person may beneficially or constructively own shares in excess of 9.9% of the value of the total outstanding shares; (iii) no person may beneficially or constructively own shares that would result in us being “closely held” under Section 856(h) of the Code or otherwise cause us to fail to qualify as a REIT (including, but not limited to, beneficial or constructive ownership that would result in us owning (actually or constructively) an interest in a tenant that is described in Section 856(d)(2)(B) of the Code if the income derived by us from such tenant would cause us to fail to satisfy any of the gross income requirements of Section 856(c) of the Code); and (iv) no person may transfer or attempt to transfer shares if such transfer would result in our shares being beneficially owned by fewer than 100 persons.

Our charter provides that if any of the restrictions on transfer or ownership described above are violated, the shares causing the violation will be automatically transferred to a charitable trust for the benefit of one or more charitable beneficiaries effective on the day before the purported transfer of such shares, except that any transfer of shares that, if effective, would result in our shares being beneficially owned by fewer than 100 persons will be null and void. We will designate a trustee of the charitable trust that will not be affiliated with us or the purported transferee or record holder. We will also name a charitable organization as beneficiary of the charitable trust. The trustee will receive all dividends and other distributions on the shares of our capital stock in the same trust and will hold such dividends or distributions in trust for the benefit of the beneficiary. The trustee also will vote the shares of capital stock in the same trust and may rescind any vote cast by the purported transferee prior to our discovery that shares have been transferred to the charitable trust and recast such vote; provided, however, that if we have already taken irreversible corporate action, the trustee will not have the authority to rescind and recast such vote. The purported transferee will acquire no rights in such shares of capital stock, unless, in the case of a transfer that would cause a violation of the 9.9% ownership limit, the transfer is exempted (prospectively or retrospectively) by our board of directors from the ownership limit based upon receipt of information (including certain representations and undertakings from the purported transferee) that such transfer would not violate the provisions of the Code for our qualification as a REIT. In addition, our charter provides that we may redeem shares upon the terms and conditions specified by the board of directors in its sole discretion if our board of directors determines that ownership or a transfer or other event may violate the restrictions described above. Furthermore, upon the occurrence of certain events, attempted transfers in violation of the restrictions described above may immediately be void.

The trustee will transfer the shares of our capital stock to a person whose ownership of shares of our capital stock will not violate the ownership limits. The transfer shall be made within 20 days of receiving notice from us that shares of our capital stock have been transferred to the trust. During this 20-day period, we will have the option of purchasing such shares of our capital stock. Upon any transfer by the trustee, the

purported transferee or holder shall receive a per share price equal to the lesser of (a) the price paid by the purported transferee for the shares or, if the purported transferee did not give value for the shares in connection with the event causing the shares to be held in the charitable trust (e.g., in the case of a gift, devise or other such transaction), the market price of the shares on the day of the event causing the shares to be held in the charitable trust and (b) the price per share received by the charitable trustee (net of any commissions and other expenses of sale) from the sale or other disposition of the shares held in the charitable trust. Upon any purchase by us or our designee, the purported transferee or holder shall receive a per share price equal to the lesser of (a) the price per share in the transaction that resulted in the transfer to the trust (or, in the case of a devise or gift, the market price at the time of such devise or gift) and (b) the market price on the date we, or our designee, accept the offer to purchase the shares. The charitable trustee may reduce the amount payable to the purported transferee by the amount of dividends and other distributions which have been paid to the purported transferee and are owed by the purported transferee to the charitable trustee pursuant to our charter. Any net sales proceeds in excess of the amount payable to the purported transferee shall be immediately paid to the charitable beneficiary. If, prior to our discovery that shares have been transferred to the charitable trustee, such shares are sold by a purported transferee, then (i) such shares shall be deemed to have been sold on behalf of the charitable trust and (ii) to the extent that the purported transferee received an amount for such shares that exceeds the amount that such purported transferee was entitled to receive pursuant to our charter, such excess shall be paid to the charitable trustee upon demand.

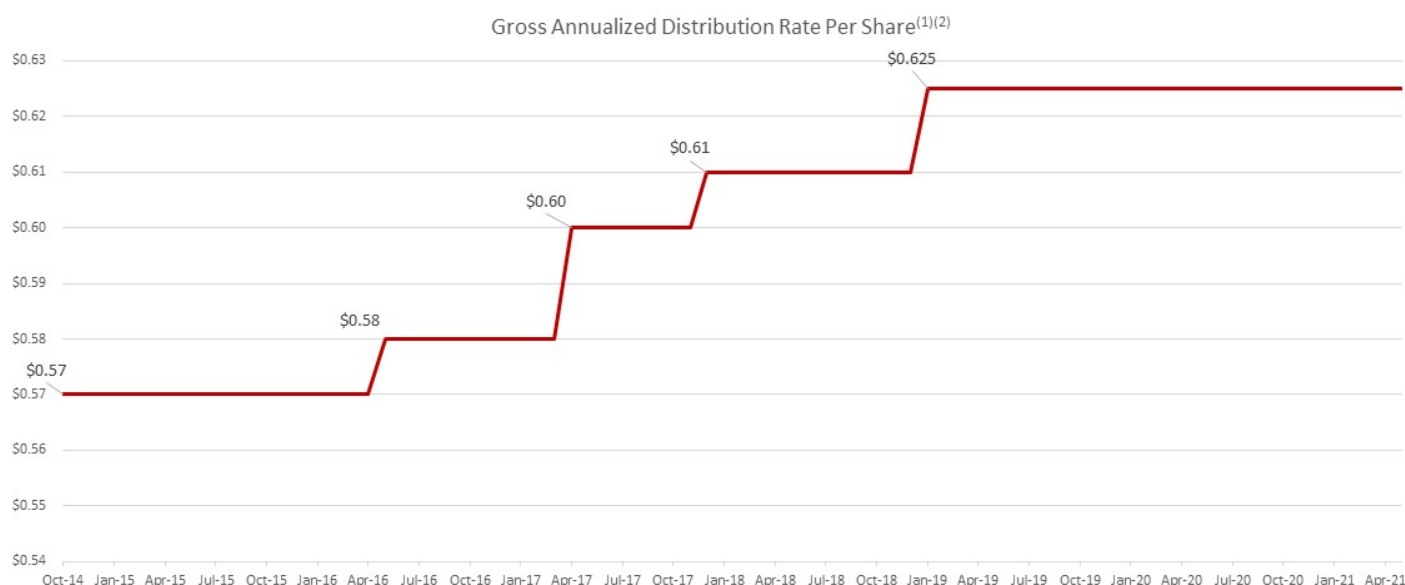
Any person who acquires or attempts or intends to acquire beneficial ownership or constructive ownership of shares that will or may violate the foregoing restrictions, or any person who would have owned shares that resulted in a transfer to the charitable trust pursuant to our charter, is required to immediately give us written notice of such event, or in the case of such a proposed or attempted transaction, give at least 15 days prior written notice, and shall provide us such other information as we may request in order to determine the effect, if any, of such transfer on our status as a REIT.

The ownership limits do not apply to a person or persons which our board of directors has, in its sole discretion, determined to exempt (prospectively or retroactively) from the ownership limit upon appropriate assurances that our qualification as a REIT is not jeopardized. Any person who owns more than 5% (or such lower percentage applicable under the Code or Treasury regulations) of the outstanding shares of our capital stock during any taxable year will be asked to deliver a statement or affidavit setting forth the number of shares of our capital stock beneficially owned and other information related to such ownership.

Distribution Objectives

From October 1, 2014 through December 31, 2017, with the authorization of our board of directors, we declared distributions as of daily record dates and paid them on a monthly basis. Since January 2018, we have declared and intend to continue to declare distributions as of monthly record dates and pay them on a monthly basis. With the authorization of our board of directors, we declared monthly distributions from January 2018 through December 2018 at a gross distribution rate of \$0.05083 per month, and from January 2019 through May 31, 2021 at a gross distribution rate of \$0.05208 per month, for each share class less any applicable distribution and stockholder servicing fees. All distributions paid to date have been paid in cash or reinvested in shares of our common stock for those participating in our distribution reinvestment plan and have been paid or issued, respectively, on the first business day following the completion of the month to which they relate. Distributions reinvested pursuant to our distribution reinvestment plan were or will be reinvested in shares of the same class as the shares on which the distributions are made.

Set forth below is additional information regarding our gross annualized distribution rate, excluding any applicable distribution and stockholder servicing fees, since October 1, 2014 (the date our board first authorized distributions to be declared).



1. With the authorization of our board of directors, we declared distributions as of daily record dates and paid them on a monthly basis through December 31, 2017. Beginning in January 2018, we have declared and intend to continue to declare distributions as of monthly record dates and pay them on a monthly basis.

2. We have not generated and we may continue to be unable to generate sufficient cash flows from operations to fully fund distributions paid. Therefore, some or all of our distributions have been and may continue to be paid, and during the offering phase, are likely to be paid at least partially from other sources, such as proceeds from the sales of assets, proceeds from our debt financings, proceeds from our public offerings, cash advances by our Advisor and/or cash resulting from a waiver or deferral of fees.

As mentioned above, we intend to continue to pay distributions on a monthly basis unless our results of operations, our general financial condition, general economic conditions or other factors prohibit us from doing so. The timing and amount of distributions will be determined by our board of directors, in its discretion, and may vary from time to time. Distributions cannot be guaranteed. We have not generated and we may continue to be unable to generate sufficient cash flows from operations to fully fund distributions. Therefore, some or all of our distributions have been and may continue to be paid and during the offering phase, are likely to be paid at least partially from other sources, such as proceeds from the sales of assets, proceeds from our debt financings, proceeds from our public offerings, cash advances by our Advisor and/or cash resulting from a waiver or deferral of fees. We have not placed a cap on the amount of distributions that may be paid from any of these sources. For example, we funded 67%, 60% and 42% of total distributions for the three months ended March 31, 2021, and the years ended December 31, 2020 and 2019, respectively, with cash flows from other sources such as cash flows from investing activities, which may include proceeds from the sale of real estate and/or cash flows from financing activities, which may include offering proceeds.

Distributions will be made on all classes of our common stock at the same time, including any outstanding IPO Shares. The per share amount of distributions on Class T shares, Class S shares, Class D shares and Class I shares will differ because of different class-specific expenses. Specifically, the distribution and stockholder servicing fees payable with respect to Class T shares, Class S shares and/or Class D shares will cause the amount of funds available for distributions with respect to Class T shares, Class S shares and/or Class D shares, including Class T shares, Class S shares and Class D shares issued pursuant to the distribution reinvestment plan, to be lower than the amount of funds available for distributions with respect to Class I shares. As described above, we expect the NAV per share of each Class T share, Class S share, Class D share and Class I share to be the same, except in the unlikely event that the distribution and stockholder servicing fees payable by us exceed the amount otherwise available for distribution to holders of Class T shares, Class S shares and/or Class D shares in a particular period (prior to the deduction of the distribution and stockholder servicing fees), in which case the excess will be accrued as a reduction to the NAV per share of each Class T shares, Class S shares and/or Class D shares, as applicable.

To the extent our board of directors authorizes the declaration of a distribution, we intend to authorize and calculate distributions on a monthly basis and aggregate and pay them on a monthly basis. Because all of our operations will be performed indirectly through the Operating Partnership, our ability to pay distributions will depend on the Operating Partnership's ability to pay distributions to its partners, including Hines Global. Distributions will be paid to our stockholders as of record dates selected by our board of directors. Distributions are authorized at the discretion of our board of directors, which will be directed, in substantial part, by its obligation to cause us to comply with the REIT requirements of the Code. Our ability to pay distributions may be affected by a number of factors, including:

- our Advisor's ability to identify and execute investment opportunities at a pace consistent with capital we raise;
- the ability of borrowers to meet their obligations under any real estate related debt investments we make;
- our operating and interest expenses;
- the ability of tenants to meet their obligations under any leases associated with any properties we acquire;
- the amount of distributions we receive from our indirect real estate investments;
- the ability of borrowers to meet their obligations under any real estate-related debt investments we make;
- our ability to keep our properties occupied;
- our ability to maintain or increase rental rates when renewing or replacing current leases;
- capital expenditures and reserves therefor;
- leasing commissions and tenant inducements for leasing space;
- the issuance of additional shares; and
- financings and refinancings.

We must distribute to our stockholders at least 90% of our annual ordinary taxable income in order to continue to meet the requirements for being treated as a REIT under the Code. This requirement is described in greater detail in the "Material U.S. Federal Income Tax Considerations—Requirements for Qualification as a REIT—Distribution Requirements" section of this prospectus. Our directors may authorize distributions in excess of this percentage as they deem appropriate. Differences in timing between the receipt of income and the payment of expenses, and the effect of required debt payments, among other things, could require us to borrow funds from third parties on a short-term basis, issue new securities or sell assets to meet the distribution requirements that are necessary to achieve the tax benefits associated with qualifying as a REIT. These methods of obtaining funding could affect future distributions by increasing operating costs. We refer you to the "Risk Factors—Risks Related to Our Business

in General—We may need to incur borrowings that would otherwise not be incurred to meet REIT minimum distribution requirements” and “Material U.S. Federal Income Tax Considerations—Requirements for Qualification as a REIT” sections in this prospectus.

Share Redemption Program

Our shares are currently not listed on a national securities exchange, and we do not know whether they will ever be listed. In order to provide our stockholders with some liquidity, we have adopted a share redemption program which is applicable to all shares of our common stock. As described below, we cannot guarantee that our share redemption program will be available indefinitely. Stockholders who have purchased shares from us or received their shares through a non-cash transaction, not in the secondary market, may receive the benefit of limited liquidity by presenting for repurchase to us all or a portion of those shares, in accordance with the procedures outlined herein and subject to the limitations and restrictions of the program described below. There is no fee payable to our Advisor, our sponsor, our board of directors or any other party in connection with the repurchase of shares pursuant to our share redemption program.

Subject to the limitations of and restrictions on the program, and subject to funds being available as described below, shares redeemed under the share redemption program will be redeemed at a price equal to the transaction price, which generally will be equal to the most recently determined NAV per share applicable to the class of shares being redeemed and most recently disclosed by us in a public filing with the SEC (subject to the 5% holding discount described below). Under our share redemption program, we may redeem during any calendar month common shares (including IPO Shares) whose aggregate value (based on the transaction price per share in effect when the redemption is effected) is 2% of our aggregate NAV as of the last calendar day of the previous month and during any calendar quarter whose aggregate value (based on the transaction price per share in effect when the redemption is effected) is up to 5% of our aggregate NAV as of the last calendar day of the prior calendar quarter. During a given quarter, if in each of the first two months of such quarter the 2% redemption limit is reached and stockholders’ redemptions are reduced pro rata for such months, then in the third and final month of that quarter, the applicable limit for such month will likely be less than 2% of our aggregate NAV as of the last calendar day of the previous month because the redemptions for that month, combined with the redemptions in the previous two months, cannot exceed 5% of our aggregate NAV as of the last calendar day of the prior calendar quarter.

There is no minimum holding period for your shares and you can request that we redeem your shares at any time. However, shares that have not been outstanding for at least one year will be redeemed at 95% of the transaction price (the “5% holding discount”) that would otherwise apply; provided, that, the period that a share was held prior to being converted into a share of another class pursuant to our charter will count toward the total hold period for such share, as converted. Upon request, we may waive the 5% holding discount in the case of death or disability of a stockholder. The 5% holding discount also will be waived with respect to shares issued pursuant to our distribution reinvestment plan and any shares that we issue as stock dividends. The 5% holding discount will also be waived with respect to shares redeemed by the Advisor and its affiliates. In addition, shares redeemed by the Advisor and its affiliates will not be subject to the monthly and quarterly volume limitations described above, unless such shares were issued in lieu of a cash asset management fee or cash payment for the performance participation allocation.

If you would like to request redemption of your shares, you should contact us to receive the required redemption forms and instructions concerning required signatures. Certain broker dealers require that their clients make redemption requests through their broker dealer, so you should contact your broker dealer first if you want to request redemption of your shares. Stockholders may request that we redeem all or any portion of their shares as of the close of business on the last calendar day of each full calendar month (the “Redemption Date”). To have your shares redeemed, redemption requests and required documentation must be received by us in “good order” by 4:00 p.m. Eastern time on the second to last business day of the applicable month. If a redemption request is received after such time, the redemption order will be executed on the next month’s Redemption Date at the transaction price applicable for that Redemption Date (subject to any 5% holding discount), unless such request is withdrawn prior to that Redemption Date. Stockholders will generally have at least 20 business days (from the last business day of the previous month to the second to last business day of the applicable month) during which to decide whether to request the redemption of their shares as of the end of the current month. Stockholders may withdraw their redemption requests before they have been processed by notifying a customer service representative available on our toll-free information line at (888) 220-6121 before 4:00 p.m. Eastern time on the second to last business day of the applicable month. Settlements of share redemptions will be made within three business days after the Redemption Date.

The transaction price as of each Redemption Date will generally be equal to the most recently determined NAV per share then in effect as of that Redemption Date. As indicated below in “—Valuation Policy and Procedures,” we expect to commence monthly valuations no later than the end of the first full calendar month following the commencement of this offering. Once we commence monthly valuations, the transaction price generally will be disclosed within 15 calendar days following the last calendar day of each month. The transaction price per share will be posted on the Company’s website (<https://www.hinesglobalincometrust.com>) promptly after it becomes available and will also be available through our toll-free information line at (888) 220-6121. Under normal circumstances, we expect to fulfill redemption requests, subject to the 2% monthly and 5% quarterly limitations. In certain circumstances stockholders may make a redemption request for a particular Redemption Date before the transaction price is made available; however, the transaction price will be made available for a period of at least 10 business days ending on or before the second to last business day of each month and, as result, all stockholders will have at least a ten business day period to consider the transaction price before the deadline to submit or withdraw a redemption request (the first day of the ten business day period is the day the transaction price is made available and the tenth business day of the period is the deadline to submit or withdraw a redemption request (the second to last business day of the month)).

We may redeem fewer shares than have been requested to be redeemed in any particular month, or none at all, in our discretion, including due to the lack of readily available funds because of market conditions, the need to maintain liquidity for operations or because our board of directors has determined that investing in real property or other illiquid investments is a better use of our capital than redeeming our shares; subject to the policy described below which will apply if, during any consecutive 24-month period, we do not have at least one month in which we fully satisfy

100% of properly submitted redemption requests or accept all properly submitted tenders in a self-tender offer for our shares. In the event that we determine to redeem some but not all of the shares submitted for redemption during any month, shares submitted for redemption during such month will be redeemed on a pro rata basis. The portion of any unfulfilled redemption requests due to any of the limitations described above must be resubmitted after the start of the next month or quarter, or upon the recommencement of the share redemption program, as applicable. Any determination to redeem fewer shares than have been requested to be redeemed may be made immediately prior to the applicable redemption date (the last calendar day of the month), and will be disclosed subsequently to prospective investors and stockholders in periodic prospectus supplements and/or reports filed by us, or more frequently as required by applicable securities laws.

Unless our board of directors determines otherwise, we intend to fund redemptions pursuant to our share redemption program from any available cash sources at our disposal, including available cash, cash flow from operations, the sale of real estate-related securities and other assets, borrowings or offering proceeds, without any limitation on the amounts we may pay from such sources. If during any consecutive 24-month period, we do not have at least one month in which we fully satisfy 100% of properly submitted redemption requests or accept all properly submitted tenders in a self-tender offer for our shares, we will not make any new investments (excluding short-term cash management investments under 30 days in duration) and we will use all available investable assets to satisfy redemption requests (subject to the limitations under this program) until all outstanding redemption requests, or “Unfulfilled Redemptions,” have been satisfied. For purposes of this policy, investable assets include net proceeds from new subscription agreements, unrestricted cash, working capital, proceeds from marketable securities, proceeds from our distribution reinvestment plan, and net operating cash flows. Notwithstanding this policy, investable assets may be used at any time to fund any of our operating cash needs (as well as to establish reserves to meet such needs), including, without limitation, the following: property operating expenses, taxes and insurance, debt service and repayment or refinancing of debt, debt financing expenses, funding commitments related to real estate, including without limitation, commitments to acquire new real estate investments (provided such commitments were made at least twelve (12) months prior to the end of such 24-consecutive-month period), obligations imposed by law, courts, or arbitration, necessary capital improvements, lease-related expenditures, customary general and administrative expenses, asset management fees and other fees payable to our Advisor as described in the prospectus, or stockholder distributions. Our Advisor also will defer payment of the performance participation allocation until all Unfulfilled Redemptions are satisfied. Furthermore, our board of directors and management will consider additional ways to improve stockholder liquidity through our share redemption program or otherwise. Exceptions to the limitations of this paragraph may be made to complete like-kind exchanges under Section 1031 of the Code necessary to avoid adverse tax consequences, or to take actions necessary to maintain our qualification as a REIT under the Code.

Our board of directors has complete discretion to determine whether all available cash sources at our disposal will be applied to redemptions pursuant to the program, whether such funds are needed for other purposes or whether additional funds from other sources may be used for redemptions pursuant to the program. Please see “Risk Factors—Risks Related to Our Business in General—Our success will be dependent on the performance of Hines as well as key employees of Hines. Certain other investment vehicles sponsored by Hines have experienced adverse developments in the past and there is a risk that we may experience similar adverse developments. Adverse changes in affiliated programs could also adversely affect our ability to raise capital” for information regarding the previous suspension of the share redemption program of Hines REIT.

If redemption requests, in the business judgment of our board of directors, place an undue burden on our liquidity, adversely affect our operations, risk having an adverse impact on stockholders whose shares are not redeemed or should we otherwise determine that investing our liquid assets in real properties or other investments rather than redeeming our shares is in the best interests of the Company as a whole, then our board of directors may make exceptions to, modify or suspend our share redemption program if in its reasonable judgement it deems such actions to be in our best interest and the best interest of our stockholders. Although our board of directors has the discretion to suspend our share redemption program, our board of directors will not terminate our share redemption program other than in connection with a liquidity event which results in our stockholders receiving cash or securities listed on a national securities exchange or where otherwise required by law. Our board of directors may determine that it is in our best interests and the interest of our stockholders to suspend the share redemption program as a result of regulatory changes, changes in law, if our board of directors becomes aware of undisclosed material information that it believes should be publicly disclosed before shares are redeemed, a lack of available funds, a determination that redemption requests are having an adverse effect on our operations or other factors. Upon suspension of our share redemption program, our share redemption program requires our board of directors to consider at least quarterly whether the continued suspension of the program is in our best interest and the best interest of our stockholders; however, we are not required to authorize the re-commencement of the share redemption program within any specified period of time and any suspension may be for an indefinite period, which would be tantamount to a termination. Material modifications, including any reduction to the monthly or quarterly limitations on redemptions, and suspensions of the program will be promptly disclosed to stockholders in a prospectus supplement (or post-effective amendment if required by the Securities Act) or current report on Form 8-K filed with the SEC. Any material modifications will also be disclosed on our website. Please see “Risk Factors—Risks Related to Investing in this Offering—Your ability to have your shares redeemed is limited under our share redemption program. If you are able to have your shares redeemed, it may be at a price that is less than the price you paid for the shares and the then-current market value of the shares” and “Risk Factors—Risks Related to Investing in this Offering—We offer a share redemption program for you if you are seeking liquidity of your shares. However, there is no public market for our common shares; therefore, it will be difficult for you to sell your shares and, if you are able to sell your shares, you will likely sell them at a discount to the price you paid.”

Any new transaction price may be higher or lower than the most recently disclosed transaction price. The transaction price is not a representation, warranty or guarantee that (i) a stockholder would be able to realize such per share amount if such stockholder attempts to sell his or her shares; (ii) a stockholder would ultimately realize distributions per share equal to such per share amount upon our liquidation or sale; (iii) shares of our common stock would trade at such per share amount on a national securities exchange; or (iv) a third party would offer such per share amount in an arm’s-length transaction to purchase all or substantially all of our shares of common stock.

Stockholders will not relinquish their shares until we redeem them. The shares we redeem under our share redemption program will be canceled and will have the status of authorized but unissued shares. We will not resell such shares to the public unless such shares are first registered with the SEC under the Securities Act and under appropriate state securities laws or are exempt under such laws.

For the three months ended March 31, 2021, and the year ended December 31, 2020, we redeemed 1.4 million shares for an aggregate redemption price of \$13.5 million and 3.2 million shares for an aggregate redemption price of \$31.7 million, respectively, with an average redemption price per share of \$9.98 and \$9.87, respectively, primarily using proceeds from our distribution reinvestment plan. We redeemed all eligible redemption requests submitted for both periods. Shares redeemed during the three months ended March 31, 2021, and the year ended December 31, 2020 represent 1.24% and 3.35%, respectively, of total weighted average shares outstanding for each period, which is significantly below the 20% annual limitation described above for our share redemption program.

Valuation Policy and Procedures

Overview

Our board of directors has appointed a valuation committee comprised of independent directors, which we refer to herein as the valuation committee, to be responsible for the oversight of the valuation process, subject to the final approval of our board of directors. The valuation committee has adopted a valuation policy, as amended from time to time, that contains a comprehensive set of methodologies to be used in connection with the calculation of our NAV. As a public company, we are required to issue financial statements generally based on historical cost in accordance with GAAP. To calculate our NAV, we have adopted a valuation policy which is described below, which adjusts the value of certain of our assets and liabilities from historical cost to estimated fair value. As a result, our NAV will likely differ from the amount reported as stockholders' equity on the face of our financial statements prepared in accordance with GAAP. For purposes of determining our NAV per share, the estimated fair value of our assets and liabilities will be calculated using widely accepted methodologies and, as appropriate, the GAAP principals within the FASB Accounting Standards Codification under Topic 820, Fair Value Measurements and Disclosures. However, our valuation procedures and our NAV are not subject to GAAP and will not be subject to independent audit. Furthermore, no rule or regulation requires that we calculate NAV in a certain way.

We establish a new NAV per share on a monthly basis. We expect that we will publish the NAV per share generally within 15 calendar days following the last calendar day of each month.

The following is a summary of the valuation policy we expect to follow with respect to each determination of an NAV per share for each class of our common stock.

Independent Valuation Firm

We have engaged Altus Group U.S. Inc., which we refer to as Altus, a third-party valuation firm, to review the third-party appraisals of our properties and interim valuations prepared by our Advisor as well as review the reasonableness of those valuations and our monthly NAV, as further described below. Our Advisor, with the approval of our board of directors, including the valuation committee, may engage additional valuation advisors in the future, as deemed necessary.

Altus will discharge its responsibilities in accordance with our valuation policy. Our valuation committee will not be involved in the monthly valuation of our assets and liabilities, but will periodically receive and review the information about the valuation of our assets and liabilities as it deems necessary to exercise its oversight responsibility. The reasonableness of our NAV per share for each class of shares will be assessed by Altus by utilizing the third-party appraised values, the third-party valuations of our certain other assets and liabilities and interim valuations and other information provided by our Advisor regarding balances of cash, tenant and other receivables, accounts payable and accrued expenses, distributions payable and other assets and liabilities.

We expect to obtain a written report from Altus which will set forth a summary of the processes and methodologies undertaken in their review of the valuations, a description of the scope of the reviews performed by them and any limitations thereto, the data and assumptions used for the review, the applicable industry standards used for the valuation, any other matters related to the valuation analysis and a conclusion with respect to the reasonableness of our NAV per share for each class of our common stock.

Altus and/or certain other independent third-party appraisers have provided, and are expected to continue to provide, real estate appraisal, appraisal management and real estate valuation advisory services to Hines Global and its affiliates and have received, and are expected to continue to receive, fees in connection with such services. Altus and certain of the independent third-party appraisers and their respective affiliates may from time to time in the future perform other commercial real estate and financial advisory services for Hines Global and its affiliates, or in transactions related to the properties that are the subjects of the valuations being performed for us, or otherwise, so long as such other services do not adversely affect the independence of Altus or the applicable appraiser as certified in the applicable appraisal report.

Valuation of Assets

Real Estate Properties

With the authorization of our board of directors, each of our real properties will be appraised by a third party approximately once every 12 calendar months. In order to provide a smooth and orderly appraisal process, we will seek to have approximately 1/4th of our portfolio appraised each

quarter, although we may have more or less properties appraised in a quarter. The acquisition cost of newly-acquired properties may serve as their value for purposes of calculating our NAV for a period of up to one year following their acquisition, and thereafter will be part of the appraisal cycle described above.

Our third-party appraisal firms will utilize recognized industry standards prescribed by the Uniform Standards of Professional Appraisal Practice or the similar industry standard for the country where the property appraisal is conducted (such as the Royal Institution of Chartered Surveyors), of each of the real estate properties we own and will assign a discrete value for each property. All appraisals of properties will be conducted by appraisers possessing a Member Appraisal Institute designation or similar designation or, for international appraisals, by a public certified expert for real estate valuations, qualified to perform and oversee the appraisal work of the scope and nature required.

Our Advisor will monitor our properties for events that our Advisor believes may be expected to have a material impact on the most recent estimated values of such property, and will notify Altus of such events. If, in the opinion of our Advisor, an event becomes known to our Advisor (including through communication with our third-party valuation firm) that is likely to have any material impact on previously provided estimated values of the affected properties, our Advisor will adjust the valuation of such properties, subject to the review and confirmation for reasonableness by Altus.

For example, a valuation adjustment may be appropriate to reflect the occurrence of an unexpected property-specific event, such as the termination or renewal of a material lease, a material change in vacancies, an unanticipated structural or environmental event at a property or a significant capital market event that may cause the value of a property to change materially. Valuation adjustments may also be appropriate to reflect the occurrence of broader market-driven events identified by our Advisor or Altus which may impact more than one specific property. Any such adjustments will be estimates of the market impact of specific events as they occur, based on assumptions and judgments that may or may not prove to be correct, and may also be based on the limited information readily available at that time. If deemed appropriate by our Advisor or Altus, any necessary adjustment will be determined as soon as practicable.

Real Estate-Related Assets and Securities

Publicly traded debt and equity real estate-related assets that are not restricted as to salability or transferability are valued monthly based on publicly available information. Generally, to the extent the information is available, such assets are valued at the last trade of such securities that was executed at or prior to closing on the valuation day or, in the absence of such trade, the last “bid” price. The value of publicly traded debt and equity real estate-related assets that are restricted as to salability or transferability may be adjusted by the pricing source for a liquidity discount. In determining the amount of such discount, consideration will be given to the nature and length of such restriction and the relative volatility of the market price of the asset. Individual investments in non-publicly traded debt investments, such as mortgages, mortgage participations and mezzanine loans will also be included in our determination of NAV at fair value.

Pursuant to our valuation procedures, our valuation committee approves the pricing sources of our real estate-related assets. In general, these sources are third parties other than our Advisor. However, we may utilize our Advisor or an affiliate of Hines as a pricing source if the asset is immaterial or there are no other pricing sources reasonably available. The third-party pricing source may, under certain circumstances, be Altus.

Valuation of Liabilities

We will include the fair value of our liabilities as part of our NAV calculation. Our debt will be valued at fair value using widely accepted methodologies and, as appropriate, in accordance with GAAP. Estimates of fair value for property-level mortgage and corporate level debt will be prepared by our Advisor and opined upon by an independent third party. The value of non-recourse debt shall not exceed the value of the underlying real estate collateral, if applicable.

In addition to debt, we expect our liabilities will also include fees accrued and payable to our Advisor and other accrued liabilities for both the asset management fee and performance participation allocation, accounts payable, accrued operating expenses and certain other liabilities. We expect that the fair value for such liabilities will generally be consistent with their value in accordance with GAAP.

NAV and NAV per Share Calculation

As previously described, we establish a new NAV per share on a monthly basis. We expect that we will publish the NAV per share generally within 15 calendar days following the last calendar day of each month.

We expect that each time it is determined, the NAV per share of each Class T share, Class S share, Class D share and Class I share will be the same, except in the unlikely event that the distribution fees payable by us exceed the amount otherwise available for distribution to holders of Class T shares and/or Class S shares and/or Class D shares in a particular period (prior to the deduction of the distribution and stockholder servicing fees), in which case the excess will be accrued as a reduction to the NAV per share of each Class T shares and/or Class S shares and/or Class D shares, as applicable.

In addition to using the appraised values of our real estate investments and values of our debt obligations, each determination of a new NAV per share will include the values of other assets and liabilities such as cash, tenant and other receivables, accounts payable and accrued expenses, distributions payable and other assets and liabilities, all of which will be valued at cost. Additionally, the calculation of the NAV per share will exclude certain items on our consolidated balance sheet that are determined to have no future value or economic impact on the valuation. Examples include receivables related to straight-line rental revenue and costs incurred to put debt in place. Other items such as intangible lease assets

and liabilities related to our real estate investments and costs incurred for capital expenditures will be excluded from the calculation of NAV per share because they are already considered elsewhere in the independent valuation. No liquidity discounts or discounts relating to the fact that we are externally managed will be applied to the NAV per share and no attempt will be made to value us as an enterprise.

In addition, as noted in the “Management—Our Advisor and Our Advisory Agreement” section of this prospectus, our Advisor advanced all of our organization and offering expenses on our behalf (other than upfront selling commissions, dealer manager fees and distribution and stockholder servicing fees) through December 31, 2018. We began reimbursing our Advisor for all such advanced expenses, as well as any organization and offering expenses incurred in prior periods related to our initial public offering, ratably over the 60 months following December 31, 2018, to the extent reimbursements to our Advisor for cumulative organization and offering expenses do not exceed an amount equal to 2.5% of gross offering proceeds from our public offerings. For purposes of calculating our NAV, the organization and offering expenses paid by our Advisor through December 31, 2018 will not be recognized as expenses or as a component of equity and reflected in our NAV until we reimburse our Advisor for these costs. The NAV per share for each class is calculated by dividing such class’s NAV at the end of each month by the number of shares outstanding for that class at the end of such month.

The calculation of the NAV per share will not reflect any distribution and stockholder servicing fees that may become payable after the date of the calculation, which fees may not ultimately be paid in certain circumstances, including if the Company was liquidated or if there was a listing of our common shares. Any estimated liability for future potential distribution and stockholder servicing fees, which will be accrued under GAAP at the time the corresponding share is sold, will not be reflected in the calculation of the NAV per share.

While the methodologies contained in our valuation guidelines are designed to operate reliably within a wide variety of circumstances, it is possible that in certain unanticipated situations or after the occurrence of certain extraordinary events (such as a significant disruption in relevant markets, a terrorist attack or an act of nature), our ability to calculate NAV may be impaired or delayed, including, without limitation, circumstances where there is a delay in accessing or receiving information from vendors or other reporting agents upon which we may rely in determining the NAV per share. In these circumstances, a more accurate valuation of our NAV per share could be obtained by using different assumptions or methodologies. Accordingly, in special situations when, in our Advisor’s reasonable judgment, the administration of the valuation guidelines would result in a valuation that does not represent a fair and accurate estimate of the value of the investment, alternative methodologies may be applied, provided that Altus provides us with a conclusion with respect to the reasonableness of our NAV per share and our Advisor must notify our board of directors at the next scheduled board meeting of any alternative methodologies utilized and their impact on the overall valuation of our investment. Notwithstanding the foregoing, our board of directors may suspend this offering and/or the share redemption program if it determines that the calculation of our NAV per share is materially incorrect or unreliable or there is a condition that restricts the valuation of a material portion of our assets. For a description of the risks associated with the determination of and reliance on an NAV per share of our Class T shares, Class S shares, Class D shares and Class I shares, see “Risk Factors—Risks Related to Investing in this Offering—Valuations and appraisals of our properties, real estate-related assets and real estate-related liabilities are estimates of value and may not necessarily correspond to realizable value.”

As noted above, we conduct monthly valuations of our common stock. We expect that we will publish the NAV per share generally within 15 calendar days as of the last calendar day of each month. Promptly following any adjustment to the transaction price per share (which will impact the offering prices per share), we will file a prospectus supplement or post-effective amendment to the registration statement with the SEC disclosing the adjusted transaction prices and the effective date of such adjusted transaction prices. We also will post the updated information on our website at <https://www.hinesglobalincometrust.com>. The new NAV per share will be the new transaction price for each share class.

Oversight by our Board of Directors

All parties engaged by us or involved in the valuation of our assets or calculation of our NAV, including Altus and our Advisor, are subject to the oversight of our board of directors, including our valuation committee. As part of this process, our Advisor reviews the estimates of our valuations for consistency with our valuation guidelines and informs our board of directors of its conclusions. Additionally, all such parties are available to meet with our board of directors and valuation committee to review valuation information, as well as our valuation policy and the operation and results of the valuation process generally. Our valuation committee has the right to engage additional valuation firms and pricing sources to review the valuation process or valuations, if deemed appropriate.

Determination of our NAV per share as of April 30, 2021 and March 31, 2021

On May 14, 2021, we determined a new NAV per share of our common stock of \$10.15 as of April 30, 2021. The new NAV per share represents 0.5% increase from the previously determined NAV per share of \$10.10 as of March 31, 2021.

Methodology

As described above, we have engaged Altus Group to provide us with a review of our NAV per share calculation for each class of share of our common stock. All parties engaged by us in the calculation of our NAV per share and review of its calculation, including our Advisor, are subject to the oversight of our valuation committee. Altus Group reviewed the NAV per share calculation of our common stock as of April 30, 2021 and March 31, 2021, and concurred with the calculation of the new NAV per share.

The aggregate valuation of our real estate property investments also represents a 7.7% increase when compared to the purchase price of the real estate investments excluding closing costs, transaction fees and additional capital investments since their acquisition, as well as any properties that have been disposed of to date. This 7.7% net increase resulted from a 5.5% appreciation in the aggregate valuations of our real estate investments since their purchase, as well as by a 2.2% increase resulting from the strengthening of foreign currency against the U.S. dollar.

The table below sets forth the calculation of our NAV per share as of April 30, 2021 and March 31, 2021:

	April 30, 2021		March 31, 2021	
	Gross Amount	Per Share	Gross Amount	Per Share
	(in thousands)		(in thousands)	
Real estate investments	\$ 1,934,140	\$ 16.53	\$ 1,914,399	\$ 16.96
Other assets	188,874	1.61	170,198	1.51
Debt and other liabilities	(934,983)	(7.99)	(944,511)	(8.37)
NAV	\$ 1,188,031	\$ 10.15	\$ 1,140,086	\$ 10.10
Shares outstanding	117,063		112,854	

Hines Global's consolidated balance sheet as of April 30, 2021 includes a liability of \$27.5 million related to distribution and stockholder servicing fees payable to Hines Securities, Inc., (the "Dealer Manager") in future periods with respect to shares of its common stock. The NAV per share as of April 30, 2021 does not include any liability for distribution and stockholder servicing fees that may become payable after April 30, 2021, since these fees may not ultimately be paid in certain circumstances, including if Hines Global was liquidated or if there was a listing of its common stock.

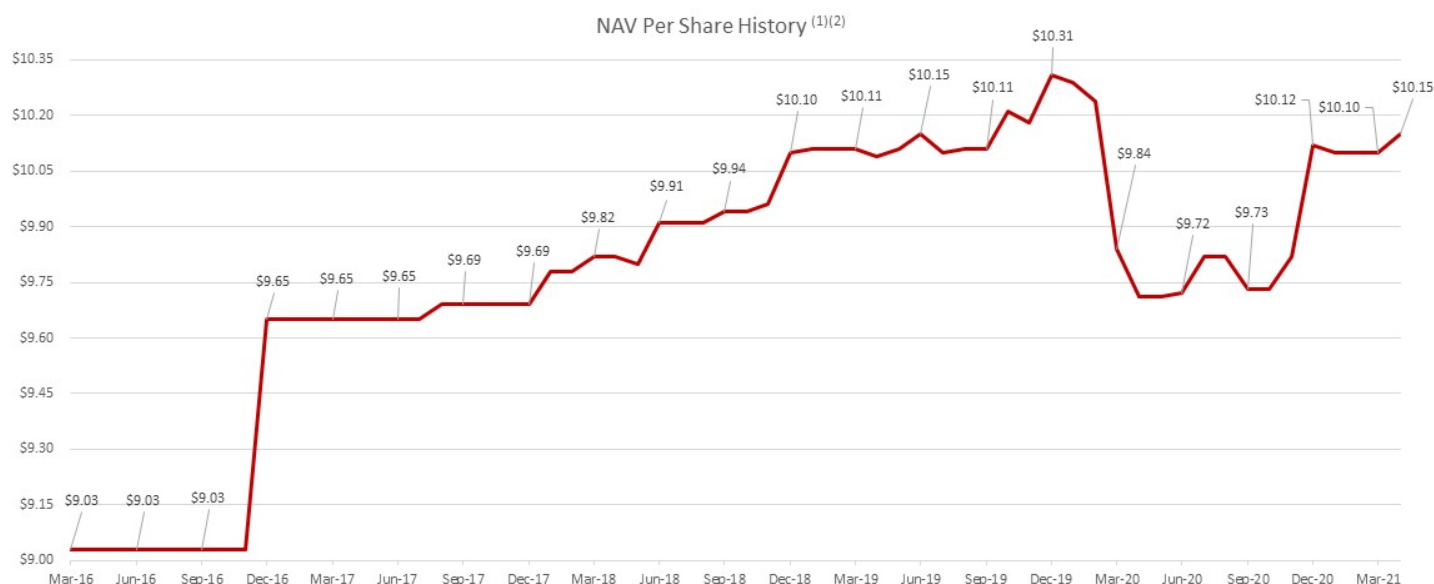
The valuations of our real properties as of April 30, 2021 were reviewed by Altus Group in accordance with our valuation procedures. Certain key assumptions that were used in the discounted cash flow analysis, which were determined by our Advisor and reviewed by Altus Group, are set forth in the following table based on weighted-averages by property type. However, the table below excludes assumptions related to properties acquired in the past 12 months since the acquisition cost of these properties will serve as their value for a period of up to one year following their acquisition, in accordance with our valuation policy.

	Office	Industrial	Retail	Residential/ Living	Weighted- Average Basis
Capitalization rate	6.50%	5.62%	6.94%	5.37%	5.84%
Discount rate / internal rate of return ("IRR")	7.70%	5.99%	7.12%	6.31%	6.45%
Average holding period (years)	7.0	10.0	10.0	10.0	9.7

A change in the rates used would impact the determination of the estimated fair value of our real properties. For example, assuming all other factors remain constant, the changes listed below would result in the following effects on the estimated fair value of our real properties:

Input	Hypothetical Change	Office	Industrial	Retail	Residential/ Living	Weighted- Average Values
Capitalization rate (weighted-average)	0.25% decrease	3.31%	3.34%	2.28%	2.57%	2.90%
	0.25% increase	(3.06)%	(3.05)%	(2.12)%	(3.58)%	(3.07)%
Discount rate (weighted-average)	0.25% decrease	1.54%	2.11%	1.96%	1.28%	1.75%
	0.25% increase	(1.51)%	(2.06)%	(1.92)%	(2.73)%	(2.21)%

Set forth below is additional information regarding our NAV per share since February 29, 2016 (the date our board of directors first determined a NAV per share).



- (1) Please see our Current Report on Form 8-K filed with the Securities and Exchange Commission (the “SEC”) on May 14, 2021 for additional information concerning the methodology used to determine, and the limitations of, the NAV per share as of April 30, 2021. Please see our Annual Reports on Form 10-K for the years ended December 31, 2017, 2018, 2019 and 2020 as well as our Current Reports on Form 8-K for additional information concerning the NAV per share determined as of prior dates.
- (2) Our board of directors determined a NAV per share of \$9.03 as of February 29, 2016. Prior to that time, \$8.92 was considered to be the “net investment value” of our shares, which was equal to the offering price per share of \$10.00 in effect at that time, as arbitrarily determined by our board of directors, net of the applicable selling commissions, dealer manager fees and issuer costs.

Limitations of NAV Per Share

As with any valuation methodology, the methodology used to calculate the NAV per share was based upon a number of assumptions, estimates and judgments that may not be accurate or complete. Further, different parties using different property-specific and general real estate and capital market assumptions, estimates, judgments and standards could derive an NAV per share that could be significantly different from the NAV per share calculated by our board of directors. The NAV per share described above is not intended to represent the fair value of our assets less liabilities in accordance with GAAP, and such NAV per share is not a representation, warranty or guarantee that (i) a stockholder would be able to realize the NAV per share if such stockholder attempts to sell his or her shares; (ii) a stockholder would ultimately realize distributions per share equal to the NAV per share upon our liquidation or sale; (iii) shares of our common stock would trade at the NAV per share on a national securities exchange; or (iv) a third party would offer the NAV per share in an arm’s-length transaction to purchase all or substantially all of our shares of common stock. In addition, we can make no claim as to whether the NAV per share will or will not satisfy the applicable annual valuation requirements under ERISA and the Code with respect to employee benefit plans subject to ERISA and other retirement plans or accounts subject to Section 4975 of the Code that have invested in shares of our common stock.

Further, the NAV per share was calculated as of a moment in time, and, although the value of shares of our common stock will fluctuate over time as a result of, among other things, developments related to individual assets, changes in the real estate and capital markets, acquisitions or dispositions of assets, the distribution of proceeds from the sale of real estate to our stockholders and changes in corporate policies such as our distribution level relative to earnings, we do not undertake to update the NAV per share for each such fluctuation. As a result, stockholders should not rely on the NAV per share as an accurate measure of the then-current value of shares of our common stock in making a decision to buy or sell shares of our common stock, including whether to reinvest distributions by participating in our distribution reinvestment plan.

June 1, 2021 Offering Price and Transaction Price

The transaction price for each share class of our common stock for subscriptions accepted as of June 1, 2021 (and repurchases as of May 30, 2021) is as follows:

	Offering Price (per share)	Transaction Price (per share)
Class T	\$ 10.52	\$ 10.15
Class S	\$ 10.52	\$ 10.15
Class D	\$ 10.15	\$ 10.15
Class I	\$ 10.15	\$ 10.15

The transaction price for each of our share classes is equal to such class's NAV per share as of April 30, 2021. The NAV per share as of April 30, 2021 is the same for each of our share classes. A calculation of the NAV per share is set forth above. The purchase price of our common stock for each share class equals the transaction price of such class, plus applicable upfront selling commissions and dealer manager fees.

Determination of the Net Tangible Book Value of Our Shares

As of March 31, 2021, the net tangible book value per each class of our shares was \$8.18. Net tangible book value is a rough approximation of value calculated as total book value of assets minus total liabilities (all of which are adjusted for noncontrolling interests). It assumes that the value of real estate assets diminishes predictably over time as shown through the depreciation and amortization of real estate investments. Real estate values have historically risen or fallen with market conditions. Net tangible book value is used generally as a conservative measure of net worth that we do not believe reflects our estimated value per share. It is not intended to reflect the value of our assets upon an orderly liquidation in accordance with our investment objectives. However, after we begin acquiring real estate assets, net tangible book value will reflect certain dilution in value of our common stock from the issue price as a result of (i) accumulated depreciation and amortization of real estate investments, (ii) the funding of distributions from sources other than our cash flow from operations, if any, and (iii) the fees and expenses paid to our advisor and its affiliates in connection with the advisory services provided to us.

Restrictions on Roll-Up Transactions

Our charter contains various limitations on our ability to participate in Roll-up Transactions. In connection with any proposed transaction considered a "Roll-up Transaction" involving us and the issuance of securities of an entity, which we refer to as a Roll-up Entity, that would be created or would survive after the successful completion of the Roll-up Transaction, an appraisal of all our properties must be obtained from a competent independent appraiser. The properties must be appraised on a consistent basis, and the appraisal shall be based on the evaluation of all relevant information and shall indicate the value of the properties as of a date immediately prior to the announcement of the proposed Roll-up Transaction. The appraisal shall assume an orderly liquidation of our properties over a 12-month period. The terms of the engagement of the independent appraiser must clearly state that the engagement is for our benefit and that of our stockholders. A summary of the appraisal, indicating all material assumptions underlying the appraisal, shall be included in a report to our stockholders in connection with any proposed Roll-up Transaction. If the appraisal will be included in a prospectus used to offer the securities of a Roll-up Entity, the appraisal will be filed as an exhibit to the registration statement with the SEC and with any state where such securities are registered.

A "Roll-up Transaction" is a transaction involving the acquisition, merger, conversion or consolidation, either directly or indirectly, of us and the issuance of securities of a Roll-up Entity. This term does not include:

- a transaction involving the securities of Hines Global that have been listed on a national securities exchange or traded through the National Association of Securities Dealers Automatic Quotation National Market System for at least 12 months; or
- a transaction involving our conversion into a corporate, trust, or association form if, as a consequence of the transaction, there will be no significant adverse change in any of the following: our common stockholder voting rights; the term of our existence; compensation to our Advisor or our sponsor; or our investment objectives.

In connection with a proposed Roll-up Transaction, the person sponsoring the Roll-up Transaction must offer to our common stockholders who vote "no" on the proposal the choice of:

- accepting the securities of the Roll-up Entity offered in the proposed Roll-up Transaction; or
- one of the following:
 - remaining as stockholders and preserving their interests on the same terms and conditions as existed previously; or
 - receiving cash in an amount equal to the stockholder's pro rata share of the appraised value of our net assets.

We are prohibited from participating in any proposed Roll-up Transaction:

- that would result in our common stockholders having democracy rights in a Roll-up Entity that are less than those provided in our charter and described elsewhere in this prospectus, including rights with respect to the election and removal of directors, annual reports, annual and special meetings, amendment of our charter and our dissolution;
- that includes provisions that would operate to materially impede or frustrate the accumulation of shares by any purchaser of the securities of the Roll-up Entity, except to the minimum extent necessary to preserve the tax status of the Roll-up Entity, or which would limit the ability of an investor to exercise the voting rights of its securities of the Roll-up Entity on the basis of the number of shares held by that investor;
- in which investor's rights to access of records of the Roll-up Entity will be less than those provided in the section of this prospectus entitled "Description of Capital Stock"; or
- in which any of the costs of the Roll-up Transaction would be borne by us if the Roll-up Transaction is rejected by our common stockholders.

Stockholder Liability

Both the Maryland General Corporation Law and our charter provide that our stockholders are not liable personally or individually in any manner whatsoever for any debt, act, omission or obligation incurred by us or our board of directors.

The Maryland General Corporation Law provides that our stockholders are under no obligation to us or our creditors with respect to their shares other than the obligation to pay to us the full amount of the consideration for which their shares were issued.

Distribution Reinvestment Plan

We have adopted a distribution reinvestment plan pursuant to which, if you subscribe for shares pursuant to this offering, your distributions will be automatically reinvested in additional whole or fractional common shares, unless you are a resident of Alabama, Arkansas, Idaho, Kansas, Kentucky, Maine, Maryland, Massachusetts, Nebraska, New Jersey, Ohio, Oregon, Vermont or Washington, are a client of a participating broker dealer that does not permit automatic enrollment in our distribution reinvestment plan, or you elect not to become a participant by noting such election on your subscription agreement. If you are a resident of Alabama, Arkansas, Idaho, Kansas, Kentucky, Maine, Maryland, Massachusetts, Nebraska, New Jersey, Ohio, Oregon, Vermont or Washington, or a client of a participating broker dealer that does not permit automatic enrollment in the distribution reinvestment plan, you may choose to enroll as a participant in our distribution reinvestment plan by noting such election on your subscription agreement.

If you participate in our distribution reinvestment plan, the cash distributions attributable to the class of shares that you own will be automatically invested in additional shares of the same class of shares. The purchase price for shares purchased under our distribution reinvestment plan will equal the transaction price applicable to the class of shares being acquired at the time the distribution is payable. Stockholders will not pay upfront selling commissions or dealer manager fees in connection with shares purchased pursuant our distribution reinvestment plan. Ongoing distribution and stockholder servicing fees payable to our Dealer Manager will be calculated based on the aggregate NAV of our outstanding Class T shares, Class S shares and Class D shares, as applicable, and distributions on all Class T shares, Class S shares and Class D shares (including Class T shares, Class S shares and Class D shares issued pursuant to the distribution reinvestment plan), will be reduced by the distribution and stockholder servicing fees with respect to Class T shares, Class S shares and Class D shares, as applicable. See "Plan of Distribution" for a description of these fees. A copy of our distribution reinvestment plan is included as Appendix B to this prospectus.

If sufficient common shares are not available for issuance under our distribution reinvestment plan, we will remit excess distributions in cash to the participants. If you participate in the distribution reinvestment plan, we request that, if at any time you fail to meet the applicable income and net worth standards or are no longer able to make the other investor representations or warranties set forth in the then current prospectus, the subscription agreement or other applicable enrollment form pursuant to which you enrolled in the plan, you will promptly notify us in writing of that fact.

Stockholders purchasing common shares pursuant to the distribution reinvestment plan will have the same rights and will be treated in the same manner as if such common shares were purchased pursuant to this offering.

At least quarterly, we will provide or cause to be provided to each participant a confirmation showing the amount of the distribution reinvested in our shares during the covered period, the number of common shares owned at the beginning of the covered period, and the total number of common shares owned at the end of the covered period. We have the discretion not to provide a distribution reinvestment plan, and a majority of our board of directors may amend, suspend or terminate our distribution reinvestment plan for any reason, including to amend the per share price at which distributions are reinvested, at any time upon 10 days' prior notice to the participants, which notice will be made via a current report on Form 8-K filed with the SEC; *provided, however*, our board will not be permitted to amend the plan if such amendment would eliminate plan participants' ability to withdraw from the plan at least annually.

You may terminate your participation in the distribution reinvestment plan at any time by providing us with 10 days' written notice. Your participation in the plan will also be terminated to the extent that a reinvestment of your distributions in our common shares would cause the percentage ownership limitation contained in our charter to be exceeded. In addition, your participation in the plan will be terminated upon our

receipt of your submission of a request for redemption of your shares. Otherwise, unless you terminate your participation in our distribution reinvestment plan in writing, your participation will continue even if the shares to be issued under the plan are registered in a future registration. A withdrawal from participation in the distribution reinvestment plan will be effective only with respect to distributions paid more than 30 days after receipt of written notice.

If you participate in our distribution reinvestment plan and are subject to federal income taxation, you will incur a tax liability for distributions allocated to you even though you have elected not to receive the distributions in cash, but rather to have the distributions withheld and reinvested in our common shares. Specifically, you will be treated as if you have received the distribution from us in cash and then applied such distribution to the purchase of additional common shares. You will be taxed on the amount of such distribution as ordinary income to the extent such distribution is from current or accumulated earnings and profits, unless we have designated all or a portion of the distribution as a capital gain distribution. In addition, the difference between the public offering price of our shares and the amount paid for shares purchased pursuant to our distribution reinvestment plan may be deemed to be taxable as income to participants in the plan. Please see “Risk Factors—Risks Related to Taxes—Stockholders who participate in our distribution reinvestment plan may realize taxable income without receiving cash distributions.”

Business Combinations

The Maryland General Corporation Law prohibits certain business combinations between a Maryland corporation and an interested stockholder or the interested stockholder’s affiliate for five years after the most recent date on which the stockholder becomes an interested stockholder. These business combinations include a merger, consolidation or share exchange, or, in circumstances specified in the statute, an asset transfer or issuance or reclassification of equity securities. An interested stockholder is defined as:

- any person who beneficially owns ten percent or more of the voting power of the corporation’s outstanding voting stock; or
- an affiliate or associate of the corporation who, at any time within the two-year period prior to the date in question, was the beneficial owner of ten percent or more of the voting power of the then outstanding stock of the corporation.

A person is not an interested stockholder under the statute if the board of directors approved in advance the transaction by which the person otherwise would have become an interested stockholder. However, in approving a transaction, the board of directors may provide that its approval is subject to compliance, at or after the time of approval, with any terms and conditions determined by the board.

After the five-year prohibition, any business combination between the Maryland corporation and an interested stockholder generally must be recommended by the board of directors of the corporation and approved by the affirmative vote of at least:

- 80% of the votes entitled to be cast by holders of outstanding shares of voting stock of the corporation; and
- two-thirds of the votes entitled to be cast by holders of voting stock of the corporation other than shares held by the interested stockholder with whom or with whose affiliate the business combination is to be effected or held by an affiliate or associate of the interested stockholder.

These super-majority vote requirements do not apply if the corporation’s common stockholders receive a minimum price, as defined under the Maryland General Corporation Law, for their shares in the form of cash or other consideration in the same form as previously paid by the interested stockholder for its shares.

The statute permits various exemptions from its provisions, including business combinations that are exempted by the board of directors of the corporation prior to the time that the interested stockholder becomes an interested stockholder. As permitted by the Maryland General Corporation Law, our board of directors has adopted a resolution presently opting out of the business combination provisions of Maryland law, but our board of directors retains discretion to alter or repeal, in whole or in part, this resolution at any time.

Control Share Acquisitions

With some exceptions, Maryland law provides that control shares of a Maryland corporation acquired in a control share acquisition have no voting rights except to the extent approved by a vote of two-thirds of the votes entitled to be cast on the matter, excluding “control shares”:

- owned by the acquiring person;
- owned by officers; and
- owned by employees who are also directors.

“Control shares” mean voting shares which, if aggregated with all other voting shares owned by an acquiring person or shares on which the acquiring person can exercise or direct the exercise of voting power, except solely by virtue of a revocable proxy, would entitle the acquiring person to exercise voting power in electing directors within one of the following ranges of voting power:

- one-tenth or more but less than one-third;
- one-third or more but less than a majority; or

- a majority or more of all voting power.

Control shares do not include shares the acquiring person is then entitled to vote as a result of having previously obtained stockholder approval. A control share acquisition occurs when, subject to some exceptions, a person directly or indirectly acquires ownership or the power to direct the exercise of voting power of issued and outstanding control shares. A person who has made or proposes to make a control share acquisition, upon satisfaction of some specific conditions, including an undertaking to pay expenses, may compel our board of directors to call a special meeting of our stockholders to be held within 50 days of a demand to consider the voting rights of the control shares. If no request for a meeting is made, we may present the question at any stockholders' meeting.

If voting rights are not approved at the meeting or if the acquiring person does not deliver an acquiring person statement as required by the statute, then, subject to some conditions and limitations, we may redeem any or all of the control shares (except those for which voting rights have been previously been approved) for fair value determined, without regard to the absence of voting rights for the control shares, as of the date of any meeting of stockholders at which the voting rights of such shares are considered and not approved or, if no such meeting is held, the date of the last control share acquisition by the acquiror. If voting rights for control shares are approved at a stockholders meeting and the acquiror becomes entitled to vote a majority of the shares entitled to vote, all other stockholders may exercise appraisal rights. The fair value of the shares as determined for purposes of such appraisal rights may not be less than the highest price per share paid by the acquiror in the control share acquisition. The control share acquisition statute does not apply to shares acquired in a merger, consolidation or share exchange if we are a party to the transaction or to acquisitions approved or exempted by our charter or bylaws.

As permitted by Maryland General Corporation Law, we have provided in our bylaws that the control share provisions of the Maryland General Corporation Law will not apply to any and all acquisitions by any person of our shares but our board of directors retains the discretion to change this provision in the future.

Subtitle 8

Subtitle 8 of Title 3 of the Maryland General Corporation Law permits a Maryland corporation with a class of equity securities registered under the Securities Exchange Act of 1934 and at least three independent directors to elect to be subject, by provision in its charter or bylaws or a resolution of its board of directors and notwithstanding any contrary provision in the charter or bylaws, to any or all of five provisions:

- a classified board;
- a two-thirds vote requirement for removing a director;
- a requirement that the number of directors be fixed only by vote of the directors;
- a requirement that a vacancy on the board be filled only by the remaining directors and for the remainder of the full term of the class of directors in which the vacancy occurred; and
- a majority requirement for the calling of a stockholder-requested special meeting of stockholders.

We have elected, pursuant to Subtitle 8, to provide that vacancies on our board of directors may be filled only by the remaining directors and for the remainder of the full term of the directorship in which the vacancy occurred. Through provisions in our charter and bylaws unrelated to Subtitle 8, we already vest in our board of directors the exclusive power to fix the number of directorships, provided that the number is not fewer than three. We have not elected to be subject to any of the other provisions of Subtitle 8.

Tender Offers

Our charter provides that if any person makes a tender offer, including any "mini-tender" offer, such person must comply with most of the provisions of Regulation 14D of the Exchange Act, including the notice and disclosure requirements. Among other things, the offeror must provide us notice of such tender offer at least ten business days before initiating the tender offer. In addition, the non-complying offeror will be responsible for all of our expenses in connection with that offeror's noncompliance.

Forum for Certain Litigation

Our bylaws provide that unless we consent in writing to the selection of an alternative forum, the Circuit Court for Baltimore City, Maryland, or if that Court does not have jurisdiction, the United States District Court for the District of Maryland, Baltimore Division, shall be the sole and exclusive forum for (i) any derivative action or proceeding brought on our behalf, (ii) any action asserting a claim of breach of any duty owed by any director or officer or employee of Hines Global to us or to our stockholders, (iii) any action asserting a claim against Hines Global or any director or officer or employee of Hines Global arising pursuant to any provision of the Maryland General Corporation Law, our charter or our bylaws, or (iv) any action asserting a claim against Hines Global or any director or officer or employee of Hines Global that is governed by the internal affairs doctrine. This choice of forum provision will not apply to claims brought to enforce a duty or liability created by the Securities Act or the Exchange Act; provided that the inapplicability of this choice of forum provision to such claims will not cause this provision to be inapplicable to other types of claims, whether they are brought concurrently with or before or after claims brought to enforce a duty or liability created by the Securities Act or the Exchange Act. Similarly, this choice of forum provision will not apply to actions arising out of, or in connection with, the sale of securities in, or the violation of the laws of, the states and other (non-federal) jurisdictions in which the Issuer's shares are sold pursuant to the offering; provided that the inapplicability of this choice of forum provision to such actions will not cause this provision to be inapplicable to other types of claims, whether they are brought concurrently with or before or after actions arising out of, or in connection with, the sale of securities in, or the violation of the laws of, the states and other (non-federal) jurisdictions in which the Issuer's shares are sold pursuant to the offering.

Reports to Stockholders

Our charter requires that we prepare an annual report and deliver it to our stockholders within 120 days after the end of each fiscal year. Among the matters that must be included in the annual report are:

- financial statements which are prepared in accordance with GAAP (or the then required accounting principles) and are audited by our independent registered public accounting firm;
- if applicable, the ratio of the costs of raising capital during the year to the capital raised;
- the aggregate amount of asset management fees and the aggregate amount of other fees paid to our Advisor and any affiliate of our Advisor by us or third parties doing business with us during the year;
- our Total Operating Expenses for the year, stated as a percentage of our Average Invested Assets and as a percentage of our Net Income;
- a report from the independent directors that our policies are in the best interests of our stockholders in the aggregate and the basis for such determination; and
- separately stated, full disclosure of all material terms, factors and circumstances surrounding any and all transactions involving us and our Advisor, a director or any affiliate thereof during the year; and the independent directors are specifically charged with a duty to examine and comment in the report on the fairness of the transactions.

PLAN OF DISTRIBUTION

General

We are offering up to \$2,500,000,000 in shares of our common stock, in any combination of Class T shares, Class S shares, Class D shares and Class I shares, pursuant to this prospectus through Hines Securities, Inc., our Dealer Manager, a registered broker dealer which was organized in June 2003 and is affiliated with Hines. For additional information about our Dealer Manager, please see “Management—Our Dealer Manager.” We are offering up to \$2,000,000,000 in any combination of Class T shares, Class S shares, Class D shares and Class I shares initially allocated to our primary offering and up to \$500,000,000 in any combination of Class T shares, Class S shares, Class D shares and Class I shares initially allocated to our distribution reinvestment plan. If, prior to the termination of this offering, any of our shares initially allocated to our distribution reinvestment plan remain unsold, we may determine to sell some or all of such shares to the public in our primary offering. Similarly, if we have sold all of the shares allocated to the distribution reinvestment plan and there is additional demand for such shares, we may determine to reallocate to the distribution reinvestment plan shares initially allocated to our primary offering.

In order to become a stockholder, all investors must meet the suitability standards discussed in the section of this prospectus titled “Suitability Standards.” Our Class T shares, Class S shares, Class D shares and Class I shares are available for different categories of investors and have different upfront selling commissions, dealer manager fees and distribution and stockholder servicing fees.

Class T shares and Class S shares are available through brokerage and transactional-based accounts. Class D shares are generally available for purchase in this offering (1) through fee-based programs, also known as wrap accounts, that provide access to Class D shares, (2) through participating broker dealers that have alternative fee arrangements with their clients to provide access to Class D shares, (3) through certain registered investment advisors, (4) through bank trust departments or any other organization or person authorized to act in a fiduciary capacity for its clients or customers or (5) by other categories of investors that we name in an amendment or supplement to this prospectus. Class I shares are generally available for purchase in this offering only (1) through fee-based programs, also known as wrap accounts, that provide access to Class I shares, (2) by endowments, foundations, pension funds and other institutional investors, (3) through participating broker dealers that have alternative fee arrangements with their clients to provide access to Class I shares, (4) by our executive officers and directors and their friends and immediate family members, as well as officers and employees of our Advisor, Hines or other affiliates and their friends and immediate family members, and, if approved by our board of directors, joint venture partners, consultants and other service providers, (5) through certain registered investment advisers, (6) by the officers, directors, employees, and registered representatives of participating broker dealers or their affiliates, including their immediate family members, or (7) by other categories of investors that we name in an amendment or supplement to this prospectus. “Friends” mean those individuals who have had long standing business and/or personal relationships with officers of Hines. The minimum initial investment for Class I shares is \$1,000,000, unless waived by us. If you are eligible to purchase all four classes of shares, you should consider, among other things, the amount of your investment, the length of time you intend to hold the shares and the upfront selling commissions, dealer manager fees and stockholder servicing fees attributable to the Class T shares, Class S shares or Class D shares. Before making your investment decision, please consult with your investment adviser regarding your account type and the classes of common stock you may be eligible to purchase. Neither our Dealer Manager nor its affiliates will directly or indirectly compensate any person engaged as an investment adviser or bank trust department as an inducement for such investment adviser or bank trust department to advise favorably for an investment in us. See “Questions and Answers About this Offering—What is the difference between the Class T shares, Class S shares, Class D shares and Class I shares being offered?” and consult with your financial representative before making your investment decision.

The number of shares we have registered pursuant to the registration statement of which this prospectus forms a part is the number that we reasonably expect to be offered and sold within two years from the initial effective date of the registration statement. Under applicable SEC rules, we may extend this offering one additional year if all of the shares we have registered are not yet sold within two years. With the filing of a registration statement for a subsequent offering, we may also be able to extend this offering beyond three years until the follow-on registration statement is declared effective. Pursuant to this prospectus, we are offering to the public all of the shares that we have registered. Although we have registered a fixed dollar amount of our shares, we intend effectively to conduct a continuous offering of an unlimited number of shares of our common stock over an unlimited time period by filing a new registration statement prior to the end of the three-year period described in Rule 415 of the Securities Act. In certain states, the registration of our offering may continue for only one year following the initial clearance by applicable state authorities, after which we will renew the offering period for additional one-year periods (or longer, if permitted by the laws of each particular state).

We reserve the right to terminate this offering at any time and to extend our offering term to the extent permissible under applicable law. Further, our board of directors, in its sole discretion, may determine from time to time during this offering to reclassify shares of our common stock, as permitted by our charter, in order to offer shares of one or more additional classes of common stock in this offering. Any additional class of common stock may be offered at a different price and may be subject to different fees and expenses than the shares currently being offered.

Purchase Price per Class T Share, Class S Share, Class D Share and Class I Share

The per share purchase price for shares of our common stock will be the then-current “transaction price,” plus applicable upfront selling commissions and dealer manager fees. The “transaction price” generally will be the most recently determined NAV per share for such class, as determined on a monthly basis, however, we may offer shares at a price that we believe reflects the NAV per share of such stock more appropriately than the prior month’s NAV per share, including by updating a previously disclosed transaction price, in cases where we believe there has been a material change (positive or negative) to our NAV per share since the end of the prior month. See “Description of Capital Stock—Valuation Policy and Procedures” for more information about the determination of our NAV per share.

If you participate in our distribution reinvestment plan, the cash distributions attributable to the class of shares that you purchase in our primary offering will be invested in additional shares of the same class. The per share purchase price for shares purchased pursuant to the distribution reinvestment plan will be equal to the transaction price applicable to the class of shares being acquired at the time the distribution is payable, which will generally be equal to our most recently determined NAV per share for that share class.

Underwriting Terms

We have not retained an underwriter in connection with this offering. Our common shares are being offered on a best efforts basis, which means that no underwriter, broker dealer or other person will be obligated to purchase any shares. Please see “Risk Factors—Risks Related to Investing in this Offering—This offering is a “best efforts” offering and if we are unable to raise substantial additional funds, we will be limited in the number and type of investments we may make which could negatively impact an investment in shares of our common stock.”

Front-End Selling Commissions, Dealer Manager Fees and Discounts (Class T Shares and Class S Shares)

Except as provided below, we will pay our Dealer Manager upfront selling commissions and dealer manager fees in an aggregate amount of up to 3.5% of gross offering proceeds from Class T shares sold in the primary offering and we will pay our Dealer Manager selling commissions of up to 3.5% of gross offering proceeds from Class S shares sold in the primary offering. Our Dealer Manager will receive the dealer manager fee with respect to Class T shares as compensation for managing and coordinating the offering, working with participating broker dealers and registered investment advisors and providing sales and marketing assistance. We will not pay selling commissions on Class D shares and Class I shares sold in the primary offering or on shares issued and sold pursuant to our distribution reinvestment plan. In addition, we will not pay dealer manager fees with respect to Class S shares, Class D shares and Class I shares sold in the primary offering or on shares issued and sold pursuant to our distribution reinvestment plan. Further, as described below, the upfront selling commissions payable with respect to our common shares may be reduced in connection with volume discounts or other fee arrangements.

The following table shows the upfront selling commissions and dealer manager fees payable at the time you subscribe for Class T shares, Class S shares, Class D shares or Class I shares:

	Maximum Upfront Selling Commissions and Dealer Manager Fees as a % of Gross Offering Proceeds
Class T shares	up to 3.5% ⁽¹⁾
Class S shares	up to 3.5% ⁽¹⁾
Class D shares	None
Class I shares	None

- (1) With respect to Class T shares, there is a maximum upfront sales load of up to 3.5% of the gross offering proceeds from the sale of such shares in the primary offering, consisting of any combination of selling commissions and dealer manager fees. With respect to Class S shares, the upfront sales load of up to 3.5% of the gross proceeds from the sale of such shares in the primary offering consists solely of selling commissions.

Volume Discounts (Class T Shares and Class S Shares)

Investors who purchase \$150,000 or more in Class T shares or Class S shares from the same broker dealer, whether in a single purchase or as the result of multiple purchases, may be eligible for volume discounts on the upfront selling commissions. Our Dealer Manager and any participating broker dealers and their registered representatives will be responsible for implementing the volume discounts. The net offering proceeds we receive will not be affected by any reduction of upfront selling commissions. Certain participating broker dealers may elect not to offer volume discounts to their clients.

The selling commission will be reduced by 0.5% of gross offering proceeds from the sale of the shares for each investment level in excess of \$149,999.99 set forth in the following table, which illustrates the various discount levels that may be offered for Class T shares and Class S shares purchased in the primary offering, assuming an upfront selling commission of 3.5% of gross offering proceeds for Class S shares and 3.0% of gross offering proceeds for Class T shares, before application of any discounts:

Your Investment	Upfront Selling Commissions as a % of Gross Offering Proceeds from the Sale of Class S Shares	Upfront Selling Commissions as a % of Gross Offering Proceeds from the Sale of Class T Shares
Up to \$149,999.99	3.5%	3.0%
\$150,000 to \$499,999.99	3.0%	2.5%
\$500,000 to \$999,999.99	2.5%	2.0%
\$1,000,000 and up	2.0%	1.5%

If you qualify for a volume discount as the result of multiple purchases of our Class T shares or Class S shares, you will receive the benefit of the applicable volume discount for the individual purchase which qualified you for the volume discount, but you will not be entitled to the benefit for prior purchases. Additionally, once you qualify for a volume discount, you will receive the benefit for subsequent purchases through the same participating broker dealer. For this purpose, if you purchase Class T shares or Class S shares issued and sold in this offering you will receive the benefit of such Class T shares or Class S shares purchases in connection with qualifying for volume discounts in our subsequent offerings through the same participating broker dealer.

For purposes of qualifying for a volume discount as the result of multiple purchases of shares, only an individual or entity with the same social security number or taxpayer identification number, as applicable may combine their purchases as a “single purchaser”; provided that, purchases by an individual investor and his or her spouse living in the same household may also be combined as a “single purchaser” for purposes of determining the applicable volume discount.

Requests to combine purchase orders of Class T shares or Class S shares as a part of a combined order for the purpose of qualifying for discounts must be made in writing by the broker dealer, and any resulting reduction in upfront selling commissions will be prorated among the separate subscribers. The net proceeds we receive from the sale of shares will not be affected by discounts provided as a result of a combined order.

Your ability to receive a discount based on combining orders or otherwise may depend on the financial professional or broker dealer through which you purchase your Class T shares or Class S shares. An investor qualifying for a discount will receive a higher percentage return on his or her investment than investors who do not qualify for such discount. In addition, an investor qualifying for a discount generally will pay the same total underwriting compensation on their investment as an investor that does not qualify for a discount; however, the investor qualifying for the discount will pay the distribution and stockholder servicing fees for a longer period of time than the investor that does not qualify for a discount. Accordingly, you should consult with your financial professional about the ability to receive such discounts or fee waivers before purchasing Class T shares or Class S shares.

Shares sold at the discounts described above are identical in all respects to shares sold without such discounts, with equal distribution, liquidation and other rights.

Distribution and Stockholder Servicing Fees (Class T Shares, Class S Shares and Class D Shares)

Subject to FINRA limitations on underwriting compensation and certain other limitations described below, we will pay our Dealer Manager a distribution and stockholder servicing fee (i) with respect to our outstanding Class T shares and Class S shares, in an amount equal to up to 1.0% per annum of the aggregate NAV of our outstanding Class T shares and Class S shares, as applicable, and (ii) with respect to our outstanding Class D shares, in an amount equal to up to 0.25% per annum of the aggregate NAV of our outstanding Class D shares. We will not pay a distribution and stockholder servicing fee with respect to our outstanding Class I shares.

Our Dealer Manager may reallocate or advance all or a portion of the distribution and stockholder servicing fees to participating broker dealers or to servicing broker dealers, as applicable. In addition, our Dealer Manager expects to pay marketing fees to certain participating broker dealers out of the portion of the distribution and stockholder servicing fee that the Dealer Manager does not reallocate to participating broker dealers and servicing broker dealers.

The following table shows the distribution and stockholder servicing fees we will pay our Dealer Manager with respect to the Class T shares, Class S shares, Class D shares and Class I shares on an annualized basis as a percentage of our NAV for such class. The distribution and stockholder servicing fees will be paid monthly in arrears:

	Distribution and Stockholder Servicing Fee as a % of NAV
Class T shares	1.00%
Class S shares	1.00%
Class D shares	0.25%
Class I shares	None

We will cease paying the distribution and stockholder servicing fee with respect to any Class T share, Class S share or Class D share at the end of the month in which the transfer agent, on our behalf, determines that total upfront selling commissions, dealer manager fees and the distribution and stockholder servicing fees paid with respect to the Class T shares, Class S shares or Class D shares, as applicable, held by a stockholder in his or her particular account would exceed 8.75% (or, in the case of shares sold through certain participating broker dealers, a lower limit as set forth in any applicable agreement between our Dealer Manager and a participating broker dealer at the time such shares were issued) of the gross proceeds from the sale of Class T shares, Class S shares or Class D shares, as applicable (including the gross proceeds of any shares issued under our distribution reinvestment plan with respect thereto). At the end of such month, each such Class T share, Class S share or Class D share (and any shares issued under our distribution reinvestment plan with respect thereto) will convert into a number of Class I shares (including any fractional shares) with an equivalent aggregate NAV as such share. Although we cannot predict the length of time over which the distribution and stockholder servicing fee will be paid due to potential changes in the NAV of our shares, this fee would be paid with respect to a Class T share or Class S share

(in the case of a limit of 8.75% of gross proceeds) over a period of approximately 5.43 years from the date of purchase and with respect to a Class D share (in the case of a limit of 8.75% of gross proceeds) over a period of approximately 35 years from the date of purchase, assuming payment of the full upfront selling commissions and dealer manager fees and a constant NAV per share of \$10.15, which is our NAV per share as of April 30, 2021. We expect our NAV per share will vary. Under these assumptions, if a stockholder holds his or her shares for these time periods, this fee with respect to a Class T share or Class S share would total approximately \$0.55 and with respect to a Class D share would total approximately \$0.89.

In addition, we will cease paying the distribution and stockholder servicing fees with respect to Class T shares, Class S shares and Class D shares on the earlier to occur of the following: (i) a listing of our common shares, (ii) our merger or consolidation with or into another entity, or the sale or other disposition of all or substantially all of our assets or (iii) following the completion of the primary portion of this offering, the end of the month in which our Dealer Manager determines that, in the aggregate, underwriting compensation from all sources in connection with this offering, including upfront selling commissions, dealer manager fees, distribution and stockholder servicing fees and other underwriting compensation, is equal to 10% of the gross proceeds from our primary offering. Upon the earlier to occur of such events, our Class T shares, Class S shares and Class D shares will convert into a number of Class I shares (including any fractional shares) with an equivalent NAV as such shares. We will further cease paying the distribution and stockholder servicing fee on any Class T share, Class S share or Class D share that is redeemed or repurchased, as well as upon our dissolution, liquidation or the winding up of our affairs, or a merger or other extraordinary transaction to which we are a party and in which the Class T shares, Class S shares or Class D shares, each as a class, are exchanged for cash or other securities. We cannot predict if or when this will occur for each Class T shares, Class S shares or Class D shares.

If a stockholder's account includes Class T shares, Class S shares or Class D shares and the stockholder makes a subsequent purchase of Class T shares, Class S shares or Class D shares, as applicable, the total underwriting compensation limit will be based on the total number of Class T shares, Class S shares or Class D shares, as applicable, in the account, such that the conversion of the Class T shares, Class S shares or Class D shares, as applicable, from the initial purchase will be delayed and the accrual of the distribution and stockholder servicing fees and the conversion of the Class T shares, Class S shares or Class D shares, as applicable, with respect to the subsequent purchase will happen on a more accelerated basis than would have been the case if the stockholder had made the subsequent purchase in a separate account. Stockholders may elect to make subsequent purchases in a separate account. Purchasing additional shares in the same account will not increase the amount of the distribution and stockholder servicing fees paid with respect to a stockholder's shares, but will only affect the timing of such payments.

The aggregate amount of underwriting compensation for the Class T shares, Class S shares, Class D shares and Class I shares, from all sources in connection with this offering, including the distribution and stockholder servicing fees with respect to Class T shares, Class S and Class D shares, will not exceed the 10% cap on underwriting compensation imposed by FINRA Rule 2310.

Other Compensation

We will incur, or reimburse our Advisor for our cumulative organization and offering expenses incurred by our Advisor and its affiliates in connection with our public offerings and our organization, in an amount equal to up to 2.5% of gross offering proceeds from our public offerings and our Advisor or its affiliates will be responsible for any organization and offering expenses in excess of this cap. In addition, our Advisor advanced all of our organization and offering expenses on our behalf through December 31, 2018. We will reimburse our Advisor for all such advanced expenses, as well as any organization and offering expenses incurred in prior periods related to our initial public offering, ratably over the 60 months following December 31, 2018, to the extent reimbursements to our Advisor for cumulative organization and offering expenses do not exceed an amount equal to 2.5% of gross offering proceeds from our public offerings.

Following December 31, 2018, we began reimbursing our Advisor for any organization and offering expenses that it incurs on our behalf as and when incurred, to the extent that aggregate reimbursements to our Advisor for cumulative organization and offering expenses do not exceed an amount equal to 2.5% of gross offering proceeds from our public offerings. Although the cap on reimbursements to our Advisor and its affiliates for cumulative organization and offering expenses is equal to 2.5% of gross offering proceeds from our public offerings, we estimate that the total reimbursement that will be paid to our Advisor and its affiliates from the proceeds of this offering for organization and offering expenses incurred will be equal to approximately 1.17% of the maximum gross offering proceeds from the primary offering.

Included in the organization and offering expenses for which we will reimburse our Advisor are amounts that our Advisor will use to reimburse our Dealer Manager for underwriting expenses in connection with the offering. Such underwriting expenses of our Dealer Manager may include, without limitation, fees paid by registered representatives associated with our Dealer Manager to attend retail seminars sponsored by participating broker dealers, costs associated with sponsoring conferences, including reimbursements for registered representatives associated with participating broker dealers to attend educational conferences sponsored by us or our Dealer Manager, reimbursements for customary lodging, meals and reasonable entertainment expenses and promotional items, technology costs and legal fees of our Dealer Manager. The marketing fees may be paid to any particular participating broker dealer based upon prior or projected volume of sales and the amount of marketing assistance and the level of marketing support provided by a participating broker dealer in the past and anticipated to be provided in this offering. Any such underwriting expenses must comply with FINRA Rules, including FINRA Rules concerning non-cash compensation.

Other than the fees described above, we may not pay referral or similar fees to any professional or other person in connection with the distribution of the shares in this offering.

We have agreed to indemnify participating broker dealers, registered investment advisors, our Dealer Manager and our Advisor against material misstatements and omissions contained in this prospectus, as well as other potential liabilities arising in connection with this offering, including liabilities arising under the Securities Act, subject to certain conditions. Our Dealer Manager will also indemnify participating broker

dealers and registered investment advisors against such liabilities, and under certain circumstances, our sponsor and/or our Advisor may agree to indemnify participating broker dealers and registered investment advisors against such liabilities.

Ameriprise Financial and AEIS

We, the Dealer Manager and the Advisor have entered into a selected dealer agreement with Ameriprise Financial Services, Inc., which we refer to as Ameriprise, pursuant to which Ameriprise Financial was appointed as a participating broker dealer to sell our shares in this offering on a “best efforts” basis. In addition, we, the Dealer Manager and the Advisor have entered into a cost reimbursement agreement with American Enterprise Investment Services Inc., which we refer to as AEIS, pursuant to which AEIS will perform certain broker dealer services including, but not limited to, distribution, marketing, administration and stockholder servicing support. Subject to certain limitations set forth in each of the selected dealer agreement and the cost reimbursement agreement, we, the Dealer Manager and the Advisor, jointly and severally, agreed to indemnify Ameriprise and AEIS, and each other person, if any who controls Ameriprise or AEIS within the meaning of Section 15 of the Securities Act, against losses, liability, claims, damages and expenses caused by certain untrue or alleged untrue statements of material fact or omissions or alleged omissions of material fact made in connection with this offering, certain filings with the SEC or certain other public statements, or the breach by us, the Dealer Manager or the Advisor or any employee or agent acting on our or their behalf, of any of the representations, warranties, covenants, terms and conditions of each of the agreements.

The table below shows the estimated maximum compensation payable to our Dealer Manager, all or a portion of which may be reallocated to participating broker dealers in connection with this offering. In order to show the maximum amount of compensation that may be paid in connection with this offering, the following table assumes that (1) we sell all of the shares offered by this prospectus, (2) all shares sold in the offering are Class S shares, (3) no shares are reallocated between the primary offering and the distribution reinvestment plan, (4) all Class S shares are sold with the highest possible upfront selling commissions of 3.5% of gross offering proceeds and (5) the NAV per share remains equal to \$10.15, which is our NAV per share as of April 30, 2021. We expect our NAV per share will vary. The table does not give effect to any shares issued pursuant to our distribution reinvestment plan. The following table also assumes that we will cease paying distribution and stockholder servicing fees with respect to any Class S share after the time the total upfront selling commissions, dealer manager fees and distribution and stockholder servicing fees paid with respect to Class S shares held by a stockholder within his or her particular account reach 8.75% of the gross proceeds from the sale of such Class S share.

Maximum Estimated Underwriting Fees and Expenses At Maximum Primary Offering of \$2,000,000,000

Upfront selling commissions and dealer manager fees	\$	70,000,000	3.5%
Distribution and stockholder servicing fees ⁽¹⁾		105,000,000	5.3%
Reimbursement of wholesaling activities ⁽²⁾		9,279,042	0.5%
Total	\$	184,279,042	9.3%

- (1) We will pay our Dealer Manager ongoing distribution and stockholder servicing fees with respect to our outstanding Class S share, in an amount equal to up to 1.0% per annum of the aggregate NAV of our outstanding Class S shares. Our Dealer Manager may reallocate or advance all or a portion of the distribution and stockholder servicing fees to participating broker dealers as described above.
- (2) Wholesale reimbursements consist primarily of (a) fees paid for registered representatives associated with our Dealer Manager to attend retail seminars sponsored by participating broker dealers, (b) costs associated with sponsoring conferences, including reimbursements for registered representatives associated with participating broker dealers to attend educational conferences sponsored by us or our Dealer Manager, (c) reimbursements for customary lodging, meals and reasonable entertainment expenses and promotional items, technology costs, and legal fees of our Dealer Manager, (d) commissions and non-transaction based compensation paid to registered persons associated with our Dealer Manager in connection with the wholesaling of our offering, and (e) expense reimbursements for actual costs incurred by registered persons associated with our Dealer Manager in the performance of wholesaling activities. As described above, our Advisor will reimburse our Dealer Manager for the expenses set forth in (a), (b) and (c), which constitute organization and offering expenses that will be incurred by or on behalf of the Company by our Advisor and its affiliates and, for which we will in turn reimburse our Advisor from the proceeds of this offering. In addition, our Dealer Manager expects to pay for the expenses set forth in (d) and (e) above using the portion of the selling commissions and distribution and stockholder servicing fees that our Dealer Manager does not reallocate to participating broker dealers, however, to the extent such expenses exceed the portion of the selling commissions and distribution and stockholder servicing fees that, our Dealer Manager does not reallocate to participating broker dealers, our Advisor will reimburse our Dealer Manager for such expenses without reimbursement from us, in each case, to the extent permissible under applicable FINRA rules.

The Subscription Process and Admission of Stockholders

We and participating broker dealers selling shares on our behalf are required to make every reasonable effort to determine whether a purchase of our shares is suitable for you. The participating broker dealers shall transmit promptly to our transfer agent the completed subscription documentation and any supporting documentation we may reasonably require. To purchase shares pursuant to this offering, you must deliver a completed subscription agreement, in substantially the form that accompanies this prospectus, any required supporting documentation and the payment for the entire subscription amount. You should pay for your shares by check payable to or wire transfer directed to Hines Global Income Trust, Inc.

Our Dealer Manager and participating broker dealers are required to deliver to you a copy of the final prospectus. We plan to make this prospectus and the appendices available electronically to our Dealer Manager and the participating broker dealers, as well as to provide them paper copies, and such documents will be available on our website at www.hinesglobalincometrust.com/sec-filings. Any prospectus, amendments and supplements, as well as any quarterly reports, annual reports, proxy statements or other reports required to be made available to you will be posted on our website at www.hinesglobalincometrust.com/sec-filings. The information on our website shall not be deemed incorporated by reference into this prospectus.

Subscriptions to purchase shares may be made on an ongoing basis, but investors may only purchase shares pursuant to accepted subscriptions as of the first calendar day of each month (based on the prior month's transaction price). Subscription requests must be received in "good order," which means, for these purposes, that all required information has been completed and provided, all proper signatures have been provided, and full funds for payment have been provided. A subscription request in "good order" must be received at least five business days prior to the first calendar day of the month (unless waived by our Dealer Manager or otherwise agreed to between the Dealer Manager and the applicable participating broker dealer). Subscriptions will be effective only upon our receipt and acceptance.

Subscription requests will not be accepted by us before the later of (i) two business days before the first calendar day of each month and (ii) three business days after we make the transaction price (including any subsequent revised transaction price in the circumstances described below) publicly available by posting it on our website at www.hinesglobalincometrust.com and filing a prospectus supplement with the SEC (or in certain cases after we have delivered notice of such price directly to subscribers as discussed below). You are not committed to purchase shares at the time your subscription order is submitted and any subscription may be canceled at any time before the time it has been accepted by us as described above. As a result, you will have a minimum of three business days after the transaction price for that month has been announced to withdraw your request before you are committed to purchase the shares. Generally, you will not be provided with direct notice of the transaction price when it becomes available. Therefore, if you wish to know the transaction price prior to your subscription being accepted you must check our website or our filings with the SEC prior to the time your subscription is accepted.

However, if the transaction price is not made available on or before the eighth business day before the first calendar day of the month (which is six business days before the earliest date we may accept subscriptions), or a previously disclosed transaction price for that month is changed, then we will provide notice of such transaction price (and the first day on which we may accept subscriptions) directly to subscribing investors when such transaction price is made available. In such cases, you will have at least three business days from delivery of such notice before your subscription is accepted.

We have the right to accept or reject your subscription for any reason. If we reject the subscription, or if the subscription request is canceled before it is accepted or withdrawn, we will return the subscription agreement and the related funds, without interest or deduction, within ten business days after such rejection, cancellation or withdrawal. You may withdraw your purchase request by notifying the transfer agent, through your financial intermediary or directly on our toll-free information line at (888) 220-6121. If we accept your subscription, you will receive a confirmation of acceptance of your subscription.

Shares generally will be sold at the prior month's NAV per share of the class of shares being purchased, plus applicable upfront selling commissions and dealer manager fees. Although the price you pay for our shares will generally be based on the prior month's NAV per share, the NAV per share of such stock for the month in which you make your purchase may be significantly different. We may offer shares at a price that we believe reflects the NAV per share of such stock more appropriately than the prior month's NAV per share (including by updating a previously disclosed transaction price) or suspend our offering in cases where we believe there has been a material change (positive or negative) to our NAV per share since the end of the prior month. We establish a new NAV per share on a monthly basis.

Investments through IRA Accounts

Certain financial institutions are available to act as an IRA custodian for investors who would like to purchase shares through an IRA. For any accountholder that makes and maintains an investment equal to or greater than \$10,000 in shares of our common stock through an IRA for which certain financial institutions serve as custodian, we will pay the base fee for the first calendar year. Beginning on the date that their accounts are established, all investors will be responsible for any other fees applicable to their accounts. Further information about custodial services is available through your broker or through our Dealer Manager. See "Questions and Answers About This Offering-Who can help answer my questions?" for the Dealer Manager's contact information. We are not affiliated with these financial institutions and we do not control the fees that they charge to their customers. We are solely providing this information as a courtesy to our stockholders and recommend that you consult your own financial and legal advisors before choosing a custodian for your IRA account.

Subscription Agreement

The general forms of subscription agreement that investors will use to subscribe for the purchase of shares in this offering is included as Appendix A to this prospectus. The subscription agreement requires all investors subscribing for shares to make the following certifications or representations:

- your tax identification number set forth in the subscription agreement is accurate and you are not subject to backup withholding;
- a copy of this prospectus was delivered or made available to you at least 5 business days prior to the date of your subscription agreement;

- you meet the minimum income, net worth and any other applicable suitability standards established for you, as described in the “Suitability Standards” section of this prospectus;
- you are purchasing the shares for your own account; and
- you acknowledge that there is no public market for the shares and, thus, your investment in shares is not liquid.

The above certifications and representations are included in the subscription agreement in order to help satisfy the responsibility of participating broker dealers and our Dealer Manager to make every reasonable effort to determine that the purchase of our shares is a suitable and appropriate investment for you and that appropriate income tax reporting information is obtained. We will not sell any shares to you unless you are able to make the above certifications and representations by executing the subscription agreement. By executing the subscription agreement, you will not, however, be waiving any rights you may have under the federal securities laws.

Determinations of Suitability

Our sponsor and each participating broker dealer who sells shares on our behalf has the responsibility to make every reasonable effort to determine that the purchase of shares in this offering is a suitable and appropriate investment based on information provided by the prospective investor regarding, among other things, each prospective investor’s financial situation and investment objectives. In making this determination, participating broker dealers who sell shares on our behalf may rely on, among other things, relevant information provided by the prospective investors. Each prospective investor should be aware that participating broker dealers are responsible for determining suitability and will be relying on the information provided by prospective investors in making this determination. In making this determination, participating broker dealers have a responsibility to ascertain that each prospective investor:

- meets the minimum income and net worth standards set forth under the “Suitability Standards” section of this prospectus;
- can reasonably benefit from an investment in our shares based on the prospective investor’s investment objectives and overall portfolio structure;
- is able to bear the economic risk of the investment based on the prospective investor’s net worth and overall financial situation; and
- has apparent understanding of:
 - the fundamental risks of an investment in the shares;
 - the risk that the prospective investor may lose his or her entire investment;
 - the lack of liquidity of the shares;
 - the restrictions on transferability of the shares; and
 - the tax consequences of an investment in the shares.

Participating broker dealers are responsible for making the determinations set forth above based upon information relating to each prospective investor concerning his age, investment objectives, investment experience, income, net worth, financial situation and other investments of the prospective investor, as well as other pertinent factors. Each participating broker dealer is required to maintain records of the information used to determine that an investment in shares is suitable and appropriate for an investor. These records are required to be maintained for a period of at least six years.

Minimum Investment

In order to purchase shares in this offering, you must initially invest at least \$2,500 for Class T shares, Class S shares or Class D shares and \$1,000,000 in Class I shares, unless waived by us. Thereafter, subject to restrictions imposed by state law, you may purchase additional shares in whole or fractional share increments subject to a minimum for each additional purchase of \$50. You should carefully read the minimum investment requirements explained in the “Suitability Standards” section of this prospectus.

THE OPERATING PARTNERSHIP

We conduct most of our operations through the Operating Partnership. The following is a summary of the material provisions of the Limited Partnership Agreement of the Operating Partnership, which we refer to as the Partnership Agreement, and is qualified by the specific language in the Partnership Agreement, a copy of which has been filed as an exhibit to the registration statement of which this prospectus forms a part.

General

The Operating Partnership was formed on July 31, 2013 to hold our assets. It will allow us to operate as what is generally referred to as an “Umbrella Partnership Real Estate Investment Trust,” or an “UPREIT,” which structure is utilized generally to provide for the acquisition of real property from owners who desire to defer taxable gain that would otherwise be recognized by them upon the disposition of their property. These owners may also desire to achieve diversity in their investment and other benefits afforded to owners of stock in a REIT. For purposes of satisfying the asset and income tests for qualification as a REIT for tax purposes, the REIT’s proportionate share of the assets and income of the Operating Partnership will be deemed to be assets and income of the REIT.

A property owner may contribute property to an UPREIT in exchange for limited partner units on a tax-free basis. In addition, the Operating Partnership is structured to make distributions with respect to OP Units that will be equivalent to the distributions made to holders of our common shares. Finally, a limited partner in the Operating Partnership may exercise its right, under certain conditions to exchange his or her interests in the Operating Partnership for cash or shares of our common stock, generally at our election, in a taxable transaction.

The Partnership Agreement contains provisions which would allow, under certain circumstances, other entities, including other investment vehicles sponsored by Hines or its affiliates, to merge into or cause the exchange or conversion of their interests for limited partner interests in the Operating Partnership. In the event of such a merger, exchange or conversion, the Operating Partnership may issue additional OP Units which would generally be entitled to the same exchange rights as other holders of OP Units of the Operating Partnership. We may also create separate classes or series of OP Units having privileges, variations and designations as we may determine in our sole and absolute discretion.

We expect to hold most of our assets and conduct most of our operations through the Operating Partnership although we may hold some of our assets and conduct certain of our operations directly. We are the sole general partner of the Operating Partnership and, as of March 31, 2021, we owned a 99.9% ownership interest in the Operating Partnership, Hines Global REIT II Associates Limited Partnership owned a 0.1% ownership interest in the Operating Partnership as a limited partner and our Advisor owned the Special OP Units, which entitles it to the performance participation interest. Please see “—Special OP Units” below for a description of the Special OP Units owned by our Advisor. As the sole general partner of the Operating Partnership, we have the exclusive power to manage and conduct the business of the Operating Partnership.

Purposes and Powers

The Operating Partnership is organized as a Delaware limited partnership. The purposes of the Operating Partnership are to conduct any lawful business that may be conducted by a limited partnership formed under the Delaware Revised Uniform Limited Partnership Act; provided however, that such business shall be limited to and conducted in such a manner as to permit us at all times to qualify as a REIT, unless we otherwise cease to qualify as a REIT. The Operating Partnership may also be a partner (general or limited) in partnerships (general or limited), a venturer in joint ventures, a stockholder in corporations, a member in limited liability companies or an investor in any other type of business entity created to accomplish all or any of the foregoing.

Operations

The Partnership Agreement requires that the Operating Partnership be operated in a manner that will enable us to satisfy the requirements for being classified as a REIT for tax purposes (unless we otherwise cease to qualify as a REIT), avoid any federal income or excise tax liability and ensure that the Operating Partnership will not be classified as a “publicly traded partnership” for purposes of Section 7704 of the Code, which classification could result in the Operating Partnership being taxed as a corporation, rather than as a partnership. Please see “Material U.S. Federal Income Tax Considerations—Tax Aspects of Our Investments in Our Operating Partnership.” The Partnership Agreement provides that, except as provided below with respect to the Special OP Units, the Operating Partnership may distribute cash flow from operations to its partners in accordance with their relative percentage interests, on a monthly basis or, at our election, more or less frequent basis, in amounts determined by us such that generally a holder of one OP Unit in the Operating Partnership will receive an amount of annual cash flow distributions from the Operating Partnership equal to the amount of annual distributions paid to the holder of one of our common shares.

In addition to the administrative and operating costs and expenses incurred by the Operating Partnership in acquiring and operating real estate investments, the Operating Partnership will pay all of our administrative costs and expenses. Such expenses will include:

- all expenses relating to the continuity of our existence;
- all expenses associated with the preparation and filing of any periodic reports by us under federal, state or local laws or regulations;
- all expenses associated with compliance by us with applicable laws, rules and regulations;

- all costs and expenses relating to any issuance or repurchase of OP Units or our common shares; and
- all our other operating or administrative costs incurred in the ordinary course of our business on behalf of the Operating Partnership.

Amendments

The consent of limited partners holding 67% of the aggregate percentage interest held by all limited partners is required to approve certain amendments to the Partnership Agreement, including amendments that:

- affect the conversion factor or redemption right in any manner adverse to the limited partners; and
- adversely affect the rights of the limited partners to receive distributions payable to them other than with respect to the issuance of certain partnership units.

Additionally, the written consent of the general partner and any partner adversely affected is required to amend the Partnership Agreement if the amendment would alter the Operating Partnership's allocations of profit and loss to the limited partners, other than with respect to the issuance of certain partnership units, or would enlarge the obligation of such partner to make capital contributions to the Operating Partnership or the amendment would alter the right or entitlement of any such partner or its affiliates to receive distributions of cash or other property or allocations of items of income, gain, deduction, loss or credits.

Transferability of Our General Partner Interest

We may not (1) voluntarily withdraw as the general partner of the Operating Partnership, (2) engage in any merger, consolidation or other business combination, or (3) transfer our general partnership interest in the Operating Partnership (except to a wholly owned subsidiary), unless the transaction in which such withdrawal, business combination or transfer occurs results in the holders of OP Units receiving or having the right to receive an amount of cash, securities or other property equal in value to the amount they would have received if they had exercised their exchange rights immediately prior to such transaction or unless, in the case of a merger or other business combination, the successor entity contributes substantially all of its assets to the Operating Partnership in return for an interest in the Operating Partnership and agrees to assume all obligations of the general partner of the Operating Partnership. We may also enter into a business combination or we may transfer our general partnership interest upon the receipt of the consent of a majority-in-interest of the holders of OP Units and the consent of our Advisor, as the holder of the Special OP Units. With certain exceptions, the holders of OP Units may not transfer their interests in the Operating Partnership, in whole or in part, without our written consent, as general partner.

Voting Rights

When the consent of partners is required to approve certain actions, such as amendments to the Partnership Agreement or a transfer of our interests in the Operating Partnership as referenced above, such matters must be approved by the holders of OP Units holding the applicable percentage of OP Units required and our Advisor, as the holder of the Special OP Units.

Class T OP Units, Class S OP Units, Class D OP Units and Class I OP Units

Partnership interests in the Operating Partnership, other than the special limited partnership interest represented by the Special OP Units and general partner interest, are currently divided into four classes of OP Units: (a) Class T OP units; (b) Class S OP units; (c) Class D OP units; and (d) Class I OP units. In general, the Class T OP units, Class S OP units, Class D OP units and Class I OP units are intended to correspond on a one-for-one basis with our Class T shares, Class S shares, Class D shares and Class I shares. When we receive proceeds from the sale of shares of our common stock, we will contribute such proceeds to the Operating Partnership and receive OP Units that correspond to the classes of our shares sold.

In general, each Class T OP unit, Class S OP unit, Class D OP unit and Class I OP unit will share in distributions from the Operating Partnership when such distributions are declared by us, the general partner, which decision will be made in our sole discretion. Upon the Operating Partnership's liquidation, Class T OP units, Class S OP units and Class D OP units will automatically convert to Class I OP units, in each case in proportion to the NAV per unit of each class, and the resulting Class I OP units will share on a unit-by-unit basis in the assets of the operating partnership that are available for distribution, after payment of all liabilities, establishment of reserves and after payment of any preferred return owed to holders of any limited partnership preferred units and payment of the portion distributable to the holder of the Special OP Units. In addition, a portion of the items of income, gain, loss and deduction of the operating partnership for U.S. federal income tax purposes will be allocated to each limited partnership unit, regardless of whether any distributions are made by the Operating Partnership.

For each Class T OP unit, Class S OP unit, Class D OP unit or Class I OP unit, investors generally will be required to contribute money or property, with a net equity value determined by the general partner. Holders of OP Units will not be obligated to make additional capital contributions to the Operating Partnership. Further, these holders will not have the right to make additional capital contributions to the Operating Partnership or to purchase additional OP Units without our consent as general partner.

Our Advisor may elect to receive its asset management fee in cash, Class I shares or Class I OP units, and also may elect to receive distributions on its performance participation allocation in cash or Class I OP units. See "Management Compensation—Asset Management Fee" and "—Special OP Units" below.

For holders other than us, our Advisor and affiliates of our Advisor, after owning an OP Unit for one year, OP Unit holders generally may, subject to certain restrictions, exchange Operating Partnership units for, at our sole discretion, a corresponding number of shares of our common stock or cash. Our Advisor and its affiliates may request the Operating Partnership to repurchase their OP units at any time. Any such repurchase requests will not be subject to the 5% holding discount under our share redemption program but, if such OP Units were issued in lieu of a cash asset management fee or performance participation allocation, the repurchase will be subject to the monthly and quarterly volume limitations of our share redemption program. The Operating Partnership will repurchase any such OP Units for cash in an amount determined in accordance with the Partnership Agreement, which generally will equal the aggregate NAV of such OP Units, unless our board of directors determines that any such repurchase for cash would be prohibited by applicable law or our charter, in which case such OP Units will be repurchased for shares of our common stock with an equivalent aggregate NAV.

Our Advisor and its affiliates may exchange OP units for a corresponding number of shares at any time. Our Advisor and its affiliates will have registration rights with respect to shares of our common stock. See “Description of Capital Stock—Registration Rights Agreement.”

In addition, in the event we determine to acquire a property directly, or indirectly but not through the Operating Partnership, and we determine that additional funds are needed to acquire the property, the Partnership Agreement provides that, if the Operating Partnership has funds available, we may direct the Operating Partnership to distribute the funds to us or to redeem certain of our OP Units for cash.

Special OP Units

As long as the Advisory Agreement has not been terminated (including by means of non-renewal), our Advisor, as the holder of the Special OP Units, will be entitled to a performance participation interest in the Operating Partnership that entitles it to receive an allocation from our Operating Partnership equal to 12.5% of the Total Return, subject to a 5% Hurdle Amount, with a Catch-Up (each term as defined below). Such allocation will be made annually and accrue monthly.

Specifically, our Advisor will be allocated a performance participation in an amount equal to:

- *First*, if the Total Return for the applicable period exceeds the sum of (i) the Hurdle Amount for that period and (ii) the Loss Carryforward Amount (any such excess, “Excess Profits”), 100% of such Excess Profits until the total amount allocated to our Advisor equals 12.5% of the sum of (x) the Hurdle Amount for that period and (y) any amount allocated to our Advisor pursuant to this clause (this is commonly referred to as a “Catch-Up”); and
- *Second*, to the extent there are remaining Excess Profits, 12.5% of such remaining Excess Profits.

“Total Return” for any period since the end of the prior calendar year shall equal the sum of:

- (i) all distributions accrued or paid (without duplication) on the OP Units outstanding at the end of such period since the beginning of the then-current calendar year; plus
- (ii) the change in aggregate NAV of such units since the beginning of the year, before giving effect to (x) changes resulting solely from the proceeds of issuances of OP Units, (y) any allocation/accrual to the performance participation interest and (z) applicable distribution and stockholder servicing fee expenses (including any payments made to us for payment of such expenses).

For the avoidance of doubt, the calculation of Total Return will (i) include any appreciation or depreciation in the NAV of units issued during the then-current calendar year but (ii) exclude the proceeds from the initial issuance of such units. In addition, with respect to a year in which we complete a liquidity event, the calculation of Total Return will include any change in the aggregate NAV of the OP Units outstanding will be deemed to equal the difference between the aggregate NAV of such units at the beginning of the year and the aggregate value of such units determined in connection with such liquidity event.

“Hurdle Amount” for any period during a calendar year means that amount that results in a 5% annualized internal rate of return on the NAV of the OP Units outstanding at the beginning of the then-current calendar year and all OP Units issued since the beginning of the then-current calendar year, taking into account the timing and amount of all distributions accrued or paid (without duplication) on all such units and all issuances of OP Units over the period. The ending NAV of the OP Units used in calculating the internal rate of return will be calculated before giving effect to any allocation/accrual to the performance participation interest and applicable distribution and stockholder servicing fee expenses, provided that the calculation of the Hurdle Amount for any period will exclude any OP Units repurchased during such period, which units will be subject to the performance participation allocation upon repurchase as described below.

Except as described in Loss Carryforward Amount below, any amount by which Total Return falls below the Hurdle Amount will not be carried forward to subsequent periods.

“Loss Carryforward Amount” shall initially equal zero and shall cumulatively increase by the absolute value of any negative annual Total Return and decrease by any positive annual Total Return, provided that the Loss Carryforward Amount shall at no time be less than zero and provided further that the calculation of the Loss Carryforward Amount will exclude the Total Return related to any OP Units repurchased during such year, which units will be subject to the performance participation allocation upon repurchase as described below. The effect of the Loss Carryforward Amount is that the recoupment of past annual Total Return losses will offset the positive annual Total Return for purposes of the calculation of the performance participation allocation. Our Advisor will also be allocated a performance participation with respect to all OP Units that are repurchased

at the end of any month (in connection with redemptions of our shares in our share redemption program) in an amount calculated as described above with the relevant period being the portion of the year for which such unit was outstanding, and proceeds for any such unit repurchase will be reduced by the amount of any such performance participation.

Distributions on the performance participation interest may be payable in cash or Class I OP units at the election of our Advisor. If our Advisor elects to receive such distributions in Class I OP units, our Advisor may request the Operating Partnership to repurchase such Class I OP units from at a later date. Any such repurchase requests will not be subject to the 5% holding discount under our share redemption program but will be subject to the monthly and quarterly volume limitations of our share redemption program. The Operating Partnership will repurchase any such OP Units for cash in an amount determined in accordance with the Limited Partnership Agreement of the Operating Partnership, which generally will equal the aggregate NAV of such OP Units, unless our board of directors determines that any such repurchase for cash would be prohibited by applicable law or our charter, in which case such OP Units will be repurchased for shares of our common stock with an equivalent aggregate NAV.

The NAV of the Operating Partnership calculated on the last trading day of a calendar year shall be the amount against which changes in NAV are measured during the subsequent calendar year. In our first calendar year of operations, the performance participation allocation will be prorated for the portion of the calendar year.

The measurement of the foregoing net assets change is also subject to adjustment by our board of directors to account for any unit dividend, unit split, recapitalization or any other similar change in the Operating Partnership's capital structure or any distributions made after the commencement of this offering that the board of directors deems to be a return of capital (if such changes are not already reflected in the Operating Partnership's net assets).

Our Advisor will not be obligated to return any portion of performance participation allocation paid based on our subsequent performance.

Changes in our Operating Partnership's NAV per unit of each class will generally correspond to changes in our NAV per share of the corresponding class of our common stock, except that for purposes of calculating the performance participation allocation to be distributed to our Advisor, the effect of any allocation to the performance participation interest or any distribution and stockholder servicing fees will be excluded. Distributions with respect to the performance participation interest are calculated from the Operating Partnership's Total Return over a calendar year. As a result, our Advisor may be entitled to receive compensation under the performance participation allocation for a given year even if some of our stockholders who purchased shares during such year experienced a decline in NAV per share. Similarly, stockholders whose shares are repurchased during a given year may have their shares repurchased at a lower NAV per share as a result of an accrual for the estimated performance participation at such time, even if no performance participation allocation for such year is ultimately payable to our Advisor at the end of such calendar year.

In the event the Advisory Agreement is terminated, our Advisor, as the holder of the Special OP Units will be allocated any accrued performance participation as of the date of such termination.

Capital Contributions

If any partner contributes additional capital to the Operating Partnership, the partner will receive additional OP Units and its percentage interest in the Operating Partnership will be increased on a proportionate basis based upon the amount of such additional capital contributions and the value of the Operating Partnership at the time of such contributions; provided, that, if we acquire a property directly or indirectly and such property is not acquired through the Operating Partnership, then we will contribute any amounts we receive from the operation and disposition of the property to the Operating Partnership and no additional OP Units will be issued in connection with such contributions.

Tax Matters

Hines Global is the tax matters partner and partnership representative of the Operating Partnership and, as such, has the authority to handle tax audits and to make tax elections under the Code on behalf of the Operating Partnership.

Indemnity

The Operating Partnership must indemnify and hold Hines Global (and its employees, directors, and/or officers) harmless from any liability, loss, cost or damage, including without limitation reasonable legal fees and court costs, incurred by it by reason of anything it may do or refrain from doing hereafter for and on behalf of the Operating Partnership or in connection with its business or affairs. However, the Operating Partnership will not be required to indemnify:

- Hines Global for any liability, loss, cost or damage caused by its fraud, willful misconduct or gross negligence;
- officers and directors of Hines Global (other than our independent directors) for any liability, loss, cost or damage caused by such person's negligence or misconduct; or
- our independent directors for any liability, loss, cost or damage caused by their gross negligence or willful misconduct.

MATERIAL U.S. FEDERAL INCOME TAX CONSIDERATIONS

The following is a summary of material U.S. federal income tax considerations associated with an investment in our common stock that may be relevant to you. The statements made in this section of the prospectus are based upon current provisions of the Code and Treasury Regulations promulgated thereunder, as currently applicable, currently published administrative positions of the IRS and judicial decisions, all of which are subject to change, either prospectively or retroactively. We cannot assure you that any changes will not modify the conclusions expressed in counsel's opinions described herein. This summary does not address all possible tax considerations that may be material to an investor and does not constitute legal or tax advice. Moreover, this summary does not deal with all tax aspects that might be relevant to you, as a prospective stockholder, in light of your personal circumstances, nor does it deal with particular types of stockholders that are subject to special treatment under the U.S. federal income tax laws, such as:

- insurance companies;
- tax-exempt organizations (except to the limited extent discussed in “—Treatment of Tax-Exempt Stockholders” below);
- financial institutions or broker dealers;
- non-U.S. individuals and foreign corporations (except to the limited extent discussed in “—Taxation of Non-U.S. Stockholders” below);
- U.S. expatriates;
- persons who mark-to-market our common stock;
- subchapter S corporations;
- U.S. stockholders (as defined below) whose functional currency is not the U.S. dollar;
- regulated investment companies and REITs;
- trusts and estates;
- holders who receive our common stock through the exercise of employee stock options or otherwise as compensation;
- individuals holding our common stock as part of a “straddle,” “hedge,” “conversion transaction,” “synthetic security” or other integrated investment;
- persons subject to the alternative minimum tax provisions of the Code; and
- persons holding our common stock through a partnership or similar pass-through entity.

This summary assumes that stockholders hold shares as capital assets for U.S. federal income tax purposes, which generally means property held for investment.

If a partnership, including any entity that is treated as a partnership for federal income tax purposes, holds our common stock, the federal income tax treatment of the partner in the partnership will generally depend on the status of the partner and the activities of the partnership. If you are a partner in a partnership that will hold our common stock, you should consult your tax advisor regarding the federal income tax consequences of acquiring, holding and disposing of our common stock by the partnership.

The statements in this section are based on the current U.S. federal income tax laws, are for general information purposes only and are not tax advice. We cannot assure you that new laws, interpretations of law, or court decisions, any of which may take effect retroactively, will not cause any statement in this section to be inaccurate.

WE URGE YOU TO CONSULT YOUR TAX ADVISOR REGARDING THE SPECIFIC TAX CONSEQUENCES TO YOU OF THE PURCHASE, OWNERSHIP AND SALE OF OUR COMMON STOCK AND OF OUR ELECTION TO BE TAXED AS A REIT, INCLUDING THE U.S. FEDERAL, STATE, LOCAL, FOREIGN, AND OTHER TAX CONSEQUENCES OF SUCH PURCHASE, OWNERSHIP, SALE AND ELECTION, AND REGARDING POTENTIAL CHANGES IN APPLICABLE TAX LAWS.

Taxation of Our Company

We were formed in July 2013 as a Maryland corporation. We made the election to be taxed as a REIT for U.S. federal income tax purposes beginning with our taxable year ended December 31, 2015 (by filing our U.S. federal income tax return for such year), and believe that we have met, and will continue to meet, the requirements for qualification as a REIT under the Code. Although we intend to operate in such manner, no assurances can be given that we will be successful in qualifying as a REIT. This section discusses the laws governing the federal income tax treatment of a REIT and its stockholders. These laws are highly technical and complex.

While we intend to operate so that we will qualify as a REIT, given the highly complex nature of the rules governing REITs, the ongoing importance of factual determinations, and the possibility of future changes in our circumstances, no assurance can be given by us that we will so qualify for any particular year. We have not obtained rulings from the IRS regarding any matter discussed in this prospectus, and do not currently intend to seek such a ruling. Our qualification and taxation as a REIT depends on our ability to meet on a continuing basis, through actual operating results, distribution levels, and diversity of share ownership, various qualification requirements imposed upon REITs by the Code including requirements related to our income and assets. Our ability to qualify as a REIT also requires that we satisfy certain asset tests, some of which depend upon the fair market values of assets directly or indirectly owned by us. Such values may not be susceptible to a precise determination. While we intend to continue to operate in a manner that will allow us to qualify as a REIT, no assurance can be given that the actual results of our operations for any taxable year satisfy such requirements for qualification and taxation as a REIT.

We may own an equity interest in one or more entities that will elect to be treated as REITs (each such entity a “Subsidiary REIT”). Any such Subsidiary REITs will be subject to, and must satisfy, the same requirements that we must satisfy in order to qualify as a REIT together with all other rules applicable to REITs. Discussions of our qualification under the REIT rules, the anticipated satisfaction of the REIT requirements, and the consequences of a failure to so qualify also apply to each of the Subsidiary REITs.

If we qualify as a REIT, we generally will not be subject to federal income tax on the taxable income that we distribute to our stockholders, provided such distribution qualifies for the deduction for dividends paid. The benefit of that tax treatment is that it avoids the “double taxation,” or taxation at both the corporate and stockholder levels, that generally results from owning stock in a corporation. Any net operating losses, foreign tax credits and other tax attributes generally do not pass through to our stockholders. Even if we qualify as a REIT, we will be subject to federal tax in the following circumstances:

- We will pay federal income tax on any taxable income, including undistributed net capital gain, that we do not distribute to stockholders during, or within a specified time period after, the calendar year in which the income is earned.
- We will pay income tax at the highest corporate rate on:
 - net income from the sale or other disposition of property acquired through foreclosure (“foreclosure property”) that we hold primarily for sale to customers in the ordinary course of business; and
 - other non-qualifying income from foreclosure property.
- We will pay a 100% tax on net income from sales or other dispositions of property, other than foreclosure property, that we hold primarily for sale to customers in the ordinary course of business.
- If we fail to satisfy one or both of the 75% gross income test or the 95% gross income test, as described below under “—Gross Income Tests,” and nonetheless continue to qualify as a REIT because we meet other requirements, we will pay a 100% tax on:
 - the gross income attributable to the greater of the amount by which we fail the 75% gross income test or the 95% gross income test, in either case, multiplied by;
 - a fraction intended to reflect our profitability.
- If we fail to distribute during a calendar year at least the sum of (i) 85% of our REIT ordinary income for the year, (ii) 95% of our REIT capital gain net income for the year, and (iii) any undistributed taxable income required to be distributed from earlier periods, we will pay a 4% nondeductible excise tax on the excess of the required distribution over the amount we actually distributed.
- We may elect to retain and pay income tax on our net long-term capital gain. In that case, a stockholder would be taxed on its proportionate share of our undistributed long-term capital gain (to the extent that we made a timely designation of such gain to the stockholders) and would receive a credit or refund for its proportionate share of the tax we paid.
- We will be subject to a 100% excise tax on transactions with any Taxable REIT Subsidiary (“TRS”) that are not conducted on an arm’s-length basis.
- In the event we fail to satisfy any of the asset tests, other than a de minimis failure of the 5% asset test, the 10% vote test or 10% value test, as described below under “—Asset Tests,” as long as the failure was due to reasonable cause and not to willful neglect, we file a description of each asset that caused such failure with the IRS, and we dispose of the assets causing the failure or otherwise comply with the asset tests within six months after the last day of the quarter in which we identify such failure, we will pay a tax equal to the greater of \$50,000 or the highest federal income tax rate then applicable to U.S. corporations (currently 21%) on the net income from the nonqualifying assets during the period in which we failed to satisfy the asset tests.
- In the event we fail to satisfy one or more requirements for REIT qualification, other than the gross income tests and the asset tests, and such failure is due to reasonable cause and not to willful neglect, we will be required to pay a penalty of \$50,000 for each such failure.

- If we acquire any asset from a C corporation, or a corporation that generally is subject to full corporate-level tax, in a merger or other transaction in which we acquire a basis in the asset that is determined by reference either to the C corporation's basis in the asset or to another asset, we will pay tax at the highest regular corporate rate applicable if we recognize gain on the sale or disposition of the asset during the 5-year period after we acquire the asset provided no election is made for the transaction to be taxable on a current basis. The amount of gain on which we will pay tax is the lesser of:
 - the amount of gain that we recognize at the time of the sale or disposition; and
 - the amount of gain that we would have recognized if we had sold the asset at the time we acquired it.
- We may be required to pay monetary penalties to the IRS in certain circumstances, including if we fail to meet record-keeping requirements intended to monitor our compliance with rules relating to the composition of a REIT's stockholders, as described below in "—Recordkeeping Requirements."
- The earnings of our lower-tier entities that are subchapter C corporations, including any TRSs, will be subject to federal corporate income tax.

In addition, notwithstanding our qualification as a REIT, we may also have to pay certain state and local income taxes because not all states and localities treat REITs in the same manner that they are treated for federal income tax purposes. Moreover, as further described below, any TRS we form will be subject to federal, state and local corporate income tax on their taxable income.

We and our Subsidiary REITs could recognize deferred tax liabilities in the future. Deferred tax liabilities include, but are not limited to, tax liabilities attributable to built-in gain assets and tax liabilities attributable to taxable income for which we will not receive cash. In addition, notwithstanding their status as REITs, (i) the Subsidiary REITs may have to pay certain state and local income taxes, because not all states and localities treat REITs and such subsidiaries in the same manner in which they are treated for federal income tax purposes, (ii) the Subsidiary REITs will be subject to the federal income taxes applicable to REITs, as described in the prospectus, and (iii) we and/or the Subsidiary REITs also could be subject to tax in other situations and on transactions not presently contemplated.

Requirements for Qualification as a REIT

A REIT is a corporation, trust, or association that meets each of the following requirements:

1. It is managed by one or more trustees or directors.
2. Its beneficial ownership is evidenced by transferable shares, or by transferable certificates of beneficial interest.
3. It would be taxable as a domestic corporation, but for the REIT provisions of the U.S. federal income tax laws.
4. It is neither a financial institution nor an insurance company subject to special provisions of the U.S. federal income tax law.
5. At least 100 persons are beneficial owners of its shares or ownership certificates.
6. Not more than 50% in value of its outstanding shares or ownership certificates is owned, directly or indirectly, by five or fewer individuals which the Code defines to include certain entities, during the last half of any taxable year.
7. It elects to be a REIT, or has made such election for a previous taxable year, and such election has not been terminated or revoked.
8. It meets certain other qualification tests, described below, regarding the nature of its income and assets and the amount of its distributions to stockholders.
9. It uses a calendar year for U.S. federal income tax purposes and complies with the recordkeeping requirements of the U.S. federal income tax laws.

We must meet the above requirements 1, 2, 3, 4, 7, 8 and 9 during our entire taxable year and must meet requirement 5 during at least 335 days of a taxable year of 12 months, or during a proportionate part of a taxable year of less than 12 months. Requirements 5 and 6 have applied to us beginning with our taxable year ended December 31, 2016. If we comply with all the requirements for ascertaining the ownership of our outstanding shares in a taxable year and have no reason to know that we violated requirement 6, we will be deemed to have satisfied requirement 6 for that taxable year. For purposes of determining share ownership under requirement 6, an "individual" generally includes a supplemental unemployment compensation benefits plan, a private foundation, or a portion of a trust permanently set aside or used exclusively for charitable purposes. An "individual," however, generally does not include a trust that is a qualified employee pension or profit sharing trust under the U.S. federal income tax laws, and beneficiaries of such a trust will be treated as holding our shares in proportion to their actuarial interests in the trust for purposes of requirement 6.

We made the election to be taxed as a REIT for U.S. federal income tax purposes beginning with the taxable year ended December 31, 2015 (by filing our U.S. federal income tax return for such year), and believe that we have met, and will continue to meet, the requirements for

qualification as a REIT under the Code. In addition, our charter contains restrictions regarding ownership and transfer of shares of our common stock that are intended to assist us in continuing to satisfy the share ownership requirements in 5 and 6 above. We are required to maintain records disclosing the actual ownership of common stock in order to monitor our compliance with the share ownership requirements. To do so, we are required to demand written statements each year from the record holders of certain minimum percentages of our shares in which such record holders must disclose the actual owners of the shares (i.e., the persons required to include our distributions in their gross income). A list of those persons failing or refusing to comply with this demand will be maintained as part of our records. Stockholders who fail or refuse to comply with the demand must submit a statement with their tax returns disclosing the actual ownership of our shares and certain other information. The restrictions in our charter, however, may not ensure that we will, in all cases, be able to satisfy such share ownership requirements. If we fail to satisfy these share ownership requirements, we will not qualify as a REIT.

Subsidiary REITs. As discussed above, we may indirectly or directly own interests in one or more Subsidiary REITs. We believe that each such Subsidiary REIT will be organized and will operate in a manner to permit it to qualify for taxation as a REIT for federal income tax purposes from and after the effective date of its REIT election. However, if any of these Subsidiary REITs were to fail to qualify as a REIT, then (i) the Subsidiary REIT would become subject to regular U.S. corporation income tax, as described herein, see “—Failure to Qualify as a REIT” below, and (ii) our interest in such Subsidiary REIT would cease to be a qualifying real estate asset for purposes of the 75% asset test and would become subject to the 5% asset test, the 10% voting stock asset test, and the 10% value asset test generally applicable to our ownership in corporations other than REITs, qualified REIT subsidiaries and TRSs. See “—Asset Tests” below. If any of the Subsidiary REITs were to fail to qualify as a REIT, it is possible that we would not meet the 10% voting stock test and the 10% value test with respect to our indirect interest in such entity, in which event we too would fail to qualify as a REIT, unless we could avail ourselves of certain relief provisions.

Qualified REIT Subsidiaries. A corporation that is a “qualified REIT subsidiary” is not treated as a corporation separate from its parent REIT. All assets, liabilities, and items of income, deduction, and credit of a “qualified REIT subsidiary” are treated as assets, liabilities, and items of income, deduction, and credit of the REIT. A “qualified REIT subsidiary” is a corporation, other than a TRS, all of the stock of which is owned by the REIT. Thus, in applying the requirements described herein, any “qualified REIT subsidiary” that we own will be ignored, and all assets, liabilities, and items of income, deduction, and credit of such subsidiary will be treated as our assets, liabilities, and items of income, deduction, and credit.

Other Disregarded Entities and Partnerships. An unincorporated domestic entity, such as a partnership or limited liability company that has a single owner, generally is not treated as an entity separate from its owner for U.S. federal income tax purposes and is treated for purposes of applying the various REIT qualification requirements in a manner similar to qualified REIT subsidiaries as described above. An unincorporated domestic entity with two or more owners is generally treated as a partnership for U.S. federal income tax purposes. In the case of a REIT that is a partner in a partnership that has other partners, the REIT is treated as owning its proportionate share of the assets of the partnership and as earning its allocable share of the gross income of the partnership for purposes of the applicable REIT qualification tests. Our proportionate share for purposes of the 10% value test (see “—Asset Tests”) is based on our proportionate interest in the equity interests and certain debt securities issued by the partnership. For all of the other asset and income tests, our proportionate share is based on our proportionate interest in the capital interests in the partnership. Our proportionate share of the assets, liabilities, and items of income of any partnership, joint venture, or limited liability company that is treated as a partnership for U.S. federal income tax purposes in which we acquire an equity interest, directly or indirectly, will be treated as our assets and gross income for purposes of applying the various REIT qualification requirements.

Taxable REIT Subsidiaries. A REIT may own up to 100% of the shares of one or more TRSs. A TRS is a fully taxable corporation that may earn income that would not be qualifying income if earned directly by the parent REIT. The subsidiary and the REIT must jointly elect to treat the subsidiary as a TRS. A corporation of which a TRS directly or indirectly owns more than 35% of the voting power or value of the securities will automatically be treated as a TRS. We will not be treated as holding the assets of a TRS or as receiving any income that the TRS earns. Rather, the stock issued by a TRS to us will be an asset in our hands, and we will potentially treat distributions paid to us by the TRS, if any, as income. This treatment may affect our compliance with the gross income and asset tests. Because we will not include the assets and income of TRSs in determining our compliance with the REIT requirements, we may use such entities to undertake indirectly activities that the REIT rules might otherwise preclude us from doing directly or through pass-through subsidiaries. Overall, no more than 20% of the value of a REIT’s assets may consist of stock or securities of one or more TRSs.

A TRS pays income tax at regular corporate rates on any income that it earns. In addition, the TRS rules limit the deductibility of interest paid or accrued by a TRS to its parent REIT to assure that the TRS is subject to an appropriate level of corporate taxation. Further, the rules impose a 100% excise tax on certain transactions between a TRS and its parent REIT or the REIT’s tenants that are not conducted on an arm’s-length basis.

A TRS may not directly or indirectly operate or manage any health care facilities or lodging facilities or provide rights to any brand name under which any health care facility or lodging facility is operated. A TRS may provide rights to any brand name under which any health care facility or lodging facility is operated if (i) such rights are provided to an “eligible independent contractor” (as described below) to operate or manage a health care facility or lodging facility, (ii) such rights are held by the TRS as a franchisee, licensee, or in a similar capacity and (iii) such health care facility or lodging facility is either owned by the TRS or leased to the TRS by its parent REIT. A TRS is not considered to operate or manage a “qualified health care property” or “qualified lodging facility” solely because the TRS directly or indirectly possesses a license, permit, or similar instrument enabling it to do so. Additionally, a TRS that employs individuals working at a “qualified health care property” or “qualified lodging facility” outside of the United States is not considered to operate or manage a “qualified health care property” or “qualified lodging facility,” as long as an “eligible independent contractor” is responsible for the daily supervision and direction of such individuals on behalf of the TRS pursuant to a management agreement or similar service contract.

Other than rent received from a TRS in connection with health care facilities or lodging facilities leased from the REIT, rent that we receive from a TRS with respect to other real property will qualify as “rents from real property” as long as (i) at least 90% of the leased space in the property is leased to persons other than TRSs and related-party tenants, and (ii) the amount paid by the TRS to rent space at the property is substantially comparable to rents paid by other tenants of the property for comparable space, as described in further detail below under “—Gross Income Tests—Rents from Real Property.” If we lease space to a TRS in the future, we will seek to comply with these requirements.

Gross Income Tests

We must satisfy two gross income tests annually to maintain our qualification as a REIT. First, at least 75% of our gross income for each taxable year must consist of defined types of income that we derive, directly or indirectly, from investments relating to real property or mortgages on real property or qualified temporary investment income. Qualifying income for purposes of that 75% gross income test generally includes:

- rents from real property;
- interest on debt secured by mortgages on real property (including certain ancillary personal property), or on interests in real property;
- dividends or other distributions on, and gain from the sale of, shares in other REITs;
- gain from the sale of real estate assets (including certain ancillary personal property that is leased along with real property);
- income and gain derived from foreclosure property; and
- income derived from the temporary investment in stock and debt instruments purchased with proceeds from the issuance of our stock or a public offering of our debt with a maturity date of at least five years and that we receive during the one-year period beginning on the date on which we received such new capital.

Second, in general, at least 95% of our gross income for each taxable year must consist of income that is qualifying income for purposes of the 75% gross income test, other types of interest and dividends, gain from the sale or disposition of shares or securities, or any combination of these. Gross income from our sale of property that we hold primarily for sale to customers in the ordinary course of business is excluded from both the numerator and the denominator in both gross income tests. In addition, income and gain from “hedging transactions” that we enter into to hedge indebtedness incurred or to be incurred to acquire or carry real estate assets and that are clearly and timely identified as such will be excluded from both the numerator and the denominator for purposes of the 75% and 95% gross income tests. In addition, certain foreign currency gains will be excluded from gross income for purposes of one or both of the gross income tests. See “—Foreign Currency Gain.” The following paragraphs discuss the specific application of the gross income tests to us.

Rents from Real Property. Rent that we receive from our real property will qualify as “rents from real property,” which is qualifying income for purposes of the 75% and 95% gross income tests, only if the following conditions are met:

- First, the rent must not be based, in whole or in part, on the income or profits of any person, but may be based on a fixed percentage or percentages of receipts or sales.
- Second, neither we nor a direct or indirect owner of 10% or more of our stock may own, actually or constructively, 10% or more of a tenant from whom we receive rent, other than a TRS.
- Third, if the rent attributable to ancillary personal property that is leased in connection with a lease of real property is 15% or less of the total rent received under the lease, then the rent attributable to the personal property will also qualify as rents from real property. However, if the 15% threshold is exceeded, none of the rent attributable to personal property will qualify as rents from real property.
- Fourth, we generally must not operate or manage our real property or furnish or render services to our tenants, other than certain customary services provided to tenants through an “independent contractor” who is adequately compensated and from whom we do not derive revenue. However, we need not provide services through an “independent contractor,” but instead may provide services directly to our tenants, if the services are “usually or customarily rendered” in connection with the rental of space for occupancy only and are not considered to be provided for the tenants’ convenience. In addition, we may provide a minimal amount of “noncustomary” services to the tenants of a property, other than through an independent contractor, as long as our income from the services (valued at not less than 150% of our direct cost of performing such services) does not exceed 1% of our income from the related property. Furthermore, we may own up to 100% of the stock of a TRS which may provide customary and noncustomary services to our tenants without tainting our rental income for the related properties.

In order for the rent paid under our leases to constitute “rents from real property,” the leases must be respected as true leases for U.S. federal income tax purposes and not treated as service contracts, joint ventures or some other type of arrangement. The determination of whether our leases are true leases depends on an analysis of all the surrounding facts and circumstances. We intend to enter into leases that will be treated as true leases. If our leases are characterized as service contracts or partnership agreements, rather than as true leases, part or all of the payments that our

Operating Partnership and its subsidiaries receive from our leases may not be considered rent or may not otherwise satisfy the various requirements for qualification as “rents from real property.” In that case, we likely would not be able to satisfy either the 75% or 95% gross income test and, as a result, would lose our REIT status unless we qualify for relief, as described below under “—Failure to Satisfy Gross Income Tests.”

As described above, in order for the rent that we receive to constitute “rents from real property,” several other requirements must be satisfied. First, rent must not be based in whole or in part on the income or profits of any person. Percentage rent, however, will qualify as “rents from real property” if it is based on percentages of receipts or sales and the percentages:

- are fixed at the time the leases are entered into;
- are not renegotiated during the term of the leases in a manner that has the effect of basing rent on income or profits; and
- conform with normal business practice.

More generally, rent will not qualify as “rents from real property” if, considering the leases and all the surrounding circumstances, the arrangement does not conform with normal business practice, but is in reality used as a means of basing the rent on income or profits.

Second, we must not own, actually or constructively, 10% or more of the shares or the assets or net profits of any lessee (a “related party tenant”), other than a TRS. The constructive ownership rules generally provide that if 10% or more in value of our stock is owned, directly or indirectly, by or for any person, we are considered as owning the shares owned, directly or indirectly, by or for such person. We believe that our properties are and generally will be leased to third parties which do not constitute related party tenants. In addition, our charter prohibits transfers of our stock that would cause us to own actually or constructively, 10% or more of the ownership interests in any non-TRS lessee. Based on the foregoing, we should never own, actually or constructively, 10% or more of any lessee other than a TRS. However, because the constructive ownership rules are broad and it is not possible to monitor continually direct and indirect transfers of our stock, no absolute assurance can be given that such transfers or other events of which we have no knowledge will not cause us to own constructively 10% or more of a lessee (or a subtenant, in which case only rent attributable to the subtenant is disqualified), other than a TRS.

As described above, we may own up to 100% of the shares of one or more TRSs. Under an exception to the related-party tenant rule described in the preceding paragraph, rent that we receive from a TRS will qualify as “rents from real property” as long as (i) at least 90% of the leased space in the property is leased to persons other than TRSs and related-party tenants, and (ii) the amount paid by the TRS to rent space at the property is substantially comparable to rents paid by other tenants of the property for comparable space. The “substantially comparable” requirement must be satisfied when the lease is entered into, when it is extended, and when the lease is modified, if the modification increases the rent paid by the TRS. If the requirement that at least 90% of the leased space in the related property is rented to unrelated tenants is met when a lease is entered into, extended, or modified, such requirement will continue to be met as long as there is no increase in the space leased to any TRS or related party tenant. Any increased rent attributable to a modification of a lease with a TRS in which we own directly or indirectly more than 50% of the voting power or value of the stock (a “controlled TRS”) will not be treated as “rents from real property.” If in the future we receive rent from a TRS, we will seek to comply with this exception.

Third, the rent attributable to ancillary personal property that is leased in connection with a lease of real property must not be greater than 15% of the total rent received under the lease. The rent attributable to the personal property contained in a property is the amount that bears the same ratio to total rent for the taxable year as the average of the fair market values of the personal property at the beginning and at the end of the taxable year bears to the average of the aggregate fair market values of both the real and personal property contained in the property at the beginning and at the end of such taxable year (the “personal property ratio”). With respect to each of our leases, we believe either that the personal property ratio will be less than 15% or that any rent attributable to excess personal property will not jeopardize our ability to qualify as a REIT. There can be no assurance, however, that the IRS would not challenge our calculation of a personal property ratio, or that a court would not uphold such assertion. If such a challenge were successfully asserted, we could fail to satisfy the 75% or 95% gross income test and thus potentially lose our REIT status.

Fourth, we cannot furnish or render noncustomary services to the tenants of our properties, or manage or operate our properties, other than through an independent contractor who is adequately compensated and from whom we do not derive or receive any income. However, we need not provide services through an “independent contractor,” but instead may provide services directly to our tenants, if the services are “usually or customarily rendered” in connection with the rental of space for occupancy only and are not considered to be provided for the tenants’ convenience. In addition, we may provide a minimal amount of “noncustomary” services to the tenants of a property, other than through an independent contractor, as long as our income from the services (valued at not less than 150% of our direct cost for performing such services) does not exceed 1% of our income from the related property. Finally, we may own up to 100% of the shares of one or more TRSs, which may provide noncustomary services to our tenants without tainting our rents from the related properties. We do not intend to perform any services other than customary ones for our lessees, unless such services are provided through independent contractors or TRSs.

If a portion of the rent that we receive from a property does not qualify as “rents from real property” because the rent attributable to personal property exceeds 15% of the total rent for a taxable year, the portion of the rent that is attributable to personal property will not be qualifying income for purposes of either the 75% or 95% gross income test. Thus, if such rent attributable to personal property, plus any other income that is nonqualifying income for purposes of the 95% gross income test, during a taxable year exceeds 5% of our gross income during the year, we could lose our REIT qualification. If, however, the rent from a particular property does not qualify as “rents from real property” because either (i) the rent is considered based on the income or profits of the related lessee, (ii) the lessee either is a related party tenant or fails to qualify for the exceptions to the related party tenant rule for qualifying TRSs or (iii) we furnish noncustomary services to the tenants of the property, or manage or operate the

property, other than through a qualifying independent contractor or a TRS, none of the rent from that property would qualify as “rents from real property.” In that case, we might lose our REIT qualification because we could be unable to satisfy either the 75% or 95% gross income test. In addition to the rent, the lessees may be required to pay certain additional charges. To the extent that such additional charges represent reimbursements of amounts that we are obligated to pay to third parties, such as a lessee’s proportionate share of a property’s operational or capital expenses, such charges generally will qualify as “rents from real property.” To the extent such additional charges represent penalties for nonpayment or late payment of such amounts, such charges should qualify as “rents from real property.” However, to the extent that late charges do not qualify as “rents from real property,” they instead will be treated as interest that qualifies for the 95% gross income test.

Interest. The term “interest” generally does not include any amount received or accrued, directly or indirectly, if the determination of such amount depends in whole or in part on the income or profits of any person. However, interest generally includes the following:

- an amount that is based on a fixed percentage or percentages of receipts or sales; and
- an amount that is based on the income or profits of a debtor, as long as the debtor derives substantially all of its income from the real property securing the debt from leasing substantially all of its interest in the property, and only to the extent that the amounts received by the debtor would be qualifying “rents from real property” if received directly by a REIT.

If a loan contains a provision that entitles a REIT to a percentage of the borrower’s gain upon the sale of the real property securing the loan or a percentage of the appreciation in the property’s value as of a specific date, income attributable to that loan provision will be treated as gain from the sale of the property securing the loan, which generally is qualifying income for purposes of both gross income tests.

We expect that any investments we may make in mortgage loans will generally be treated as being secured by mortgages on real property or interests in real property such that the gross interest income generated thereon qualifies for the 75% income test. However, for purposes of the income tests, if the outstanding principal balance of a mortgage loan exceeds the fair market value of the real property securing the loan, a portion of such gross interest income will not qualify under the 75% income test.

Dividends. Our share of any dividends received from any corporation (including any TRS, but excluding any REIT) in which we own an equity interest will qualify for purposes of the 95% gross income test but not for purposes of the 75% gross income test. Our share of any dividends received from any other REIT in which we own an equity interest, if any, will be qualifying income for purposes of both gross income tests. Dividends from, and gain on the sale of interests in, any of our Subsidiary REITs will generally qualify for purposes of both gross income tests.

Prohibited Transactions. A REIT will incur a 100% tax on the net income (including foreign currency gain) derived from any sale or other disposition of property, other than foreclosure property, that the REIT holds primarily for sale to customers in the ordinary course of a trade or business. We believe that none of our assets will be held primarily for sale to customers and that a sale of any of our assets will not be in the ordinary course of our business. Whether a REIT holds an asset “primarily for sale to customers in the ordinary course of a trade or business” depends, however, on the facts and circumstances in effect from time to time, including those related to a particular asset. A sale of property by a REIT will not be subject to the imposition of the 100% prohibited transaction tax if all of the following safe harbor requirements are met:

- the REIT has held the property for not less than two years;
- the aggregate expenditures made by the REIT, or any partner of the REIT, during the two-year period preceding the date of the sale that are includable in the basis of the property do not exceed 30% of the selling price of the property;
- at least one of the following conditions are met: (i) during the year in question, the REIT does not make more than seven sales of property other than foreclosure property or sales to which Section 1033 of the Code applies, (ii) sales during the year do not exceed 10% of the REIT’s assets as of the beginning of the year (as measured by either fair market value or aggregate adjusted tax bases), or (iii) sales in the current year do not exceed 20% of the REIT’s assets as of the beginning of the year and sales over a 3-year period do not exceed, on average, 10% per annum of the REIT’s assets, in each case as measured by either fair market value or aggregate adjusted tax bases;
- in the case of property not acquired through foreclosure or lease termination, the REIT has held the property for at least two years for the production of rental income; and
- if the REIT has made more than seven sales of non-foreclosure property during the taxable year, substantially all of the marketing and development expenditures with respect to the property were made through an independent contractor from whom the REIT derives no income.

We will attempt to comply with the terms of the safe-harbor provisions in the U.S. federal income tax laws prescribing when an asset sale will not be characterized as a prohibited transaction. We cannot assure you, however, that we can comply with the safe-harbor provisions or that we will avoid owning property that may be characterized as property that we hold “primarily for sale to customers in the ordinary course of a trade or business.” The 100% tax will not apply to gains from the sale of property that is held through a TRS or other taxable corporation, although such income will be taxed to the corporation at regular corporate income tax rates.

Foreclosure Property. We will be subject to tax at the maximum corporate rate on net income from foreclosure property, which includes certain foreign currency gains and related deductions, other than income that otherwise would be qualifying income for purposes of the 75% gross income test, less expenses directly connected with the production of that income. However, gross income from foreclosure property will qualify under the 75% and 95% gross income tests. Foreclosure property is any real property, including interests in real property, and any personal property incident to such real property:

- that is acquired by a REIT as the result of the REIT having bid on such property at foreclosure, or having otherwise reduced such property to ownership or possession by agreement or process of law, after there was a default or default was imminent on a lease of such property or on indebtedness that such property secured;
- for which the related loan was acquired by the REIT at a time when the default was not imminent or anticipated; and
- for which the REIT makes a proper election to treat the property as foreclosure property.

A REIT will not be considered to have foreclosed on a property where the REIT takes control of the property as a mortgagee-in-possession and cannot receive any profit or sustain any loss except as a creditor of the mortgagor. Property generally ceases to be foreclosure property at the end of the third taxable year following the taxable year in which the REIT acquired the property, or longer if an extension is granted by the Secretary of the Treasury. However, this grace period terminates and foreclosure property ceases to be foreclosure property on the first day:

- on which a lease is entered into for the property that, by its terms, will give rise to income that does not qualify for purposes of the 75% gross income test, or any amount is received or accrued, directly or indirectly, pursuant to a lease entered into on or after such day that will give rise to income that does not qualify for purposes of the 75% gross income test;
- on which any construction takes place on the property, other than completion of a building or any other improvement, where more than 10% of the construction was completed before default became imminent; or
- which is more than 90 days after the day on which the REIT acquired the property and the property is used in a trade or business which is conducted by the REIT, other than through an independent contractor from whom the REIT itself does not derive or receive any income.

Hedging Transactions. From time to time, we or our Operating Partnership may enter into hedging transactions with respect to one or more of our assets or liabilities. Our hedging activities may include entering into interest rate swaps, caps, and floors, options to purchase such items, and futures and forward contracts. Income and gain from “hedging transactions” will be excluded from gross income for purposes of both the 75% and 95% gross income tests provided we satisfy the identification and other requirements discussed below. A “hedging transaction” means either (i) any transaction entered into in the normal course of our or our Operating Partnership’s trade or business primarily to manage the risk of interest rate changes, price changes, or currency fluctuations with respect to borrowings made or to be made, or ordinary obligations incurred or to be incurred, to acquire or carry real estate assets or (ii) any transaction entered into primarily to manage the risk of currency fluctuations with respect to any item of income or gain that would be qualifying income under the 75% or 95% gross income test (or any property which generates such income or gain). We are required to clearly identify any such hedging transaction before the close of the day on which it was acquired, originated, or entered into and to satisfy other identification requirements. We may conduct some or all of our hedging activities (including hedging activities relating to currency risk) through a TRS or other corporate entity, the income from which may be subject to U.S. federal income tax, rather than by participating in the arrangements directly or through pass-through subsidiaries. No assurance can be given, however, that our hedging activities will not give rise to income that does not qualify for purposes of either or both of the REIT income tests, or that our hedging activities will not adversely affect our ability to satisfy the REIT qualification requirements.

Foreign Currency Gain. Certain foreign currency gains will be excluded from gross income for purposes of one or both of the gross income tests. “Real estate foreign exchange gain” will be excluded from gross income for purposes of the 75% gross income test. Real estate foreign exchange gain generally includes foreign currency gain attributable to any item of income or gain that is qualifying income for purposes of the 75% and 95% gross income tests, foreign currency gain attributable to the acquisition or ownership of (or becoming or being the obligor under) obligations secured by mortgages on real property or an interest in real property and certain foreign currency gain attributable to certain “qualified business units” of a REIT. “Passive foreign exchange gain” will be excluded from gross income for purposes of the 95% gross income test. Passive foreign exchange gain generally includes real estate foreign exchange gain as described above, and also includes foreign currency gain attributable to any item of income or gain that is qualifying income for purposes of the 95% gross income test and foreign currency gain attributable to the acquisition or ownership of (or becoming or being the obligor under) obligations. These exclusions for real estate foreign exchange gain and passive foreign exchange gain do not apply to certain foreign currency gain derived from dealing, or engaging in substantial and regular trading, in securities. Such gain is treated as nonqualifying income for purposes of both the 75% and 95% gross income tests.

Failure to Satisfy Gross Income Tests. If we fail to satisfy one or both of the gross income tests for any taxable year, we nevertheless may qualify as a REIT for that year if we qualify for relief under certain provisions of the U.S. federal income tax laws. Those relief provisions are available if:

- our failure to meet those tests is due to reasonable cause and not to willful neglect; and

- following such failure for any taxable year, we file a schedule of the sources of our income in accordance with regulations prescribed by the Secretary of the U.S. Treasury.

We cannot predict, however, whether in all circumstances we would qualify for the relief provisions. In addition, as discussed above in “Taxation of Our Company,” even if the relief provisions apply, we would incur a 100% tax on the gross income attributable to the greater of the amount by which we fail the 75% gross income test or the 95% gross income test multiplied, in either case, by a fraction intended to reflect our profitability.

Asset Tests

To qualify as a REIT, we also must satisfy the following asset tests at the end of each quarter of each taxable year. First, at least 75% of the value of our total assets must consist of:

- cash or cash items, including certain receivables and, in certain circumstances, foreign currencies;
- government securities;
- interests in real property, including leaseholds and options to acquire real property and leaseholds as well as certain ancillary personal property leased in connection with real property;
- interests in mortgage loans secured by real property and by certain ancillary personal property;
- stock in other REITs; and
- investments in stock or debt instruments during the one-year period following our receipt of new capital that we raise through equity offerings or public offerings of debt with at least a five-year term.

Second, of our investments not included in the 75% asset class or in securities of one or more TRSs, the value of our interest in any one issuer’s securities may not exceed 5% of the value of our total assets, or the 5% asset test.

Third, of our investments not included in the 75% asset class, we may not own more than 10% of the voting power of any one issuer’s outstanding securities or 10% of the value of any one issuer’s outstanding securities, or the 10% vote test or 10% value test, respectively.

Fourth, no more than 20% of the value of our total assets may consist of the securities of one or more TRSs.

Fifth, no more than 25% of the value of our total assets may consist of the securities of TRSs, other non-TRS taxable subsidiaries and other assets that are not qualifying assets for purposes of the 75% asset test.

Sixth, not more than 25% of the value of our total assets may consist of non-qualified publicly offered REIT debt instruments.

For purposes of the 5% asset test, the 10% vote test and the 10% value test, the term “securities” does not include shares in another REIT, equity or debt securities of a qualified REIT subsidiary or TRS, mortgage loans that constitute real estate assets, or equity interests in a partnership. The term “securities,” however, generally includes debt securities issued by a partnership or another REIT, except that for purposes of the 10% value test, the term “securities” does not include:

- “straight debt” securities, which are defined as a written unconditional promise to pay on demand or on a specified date a sum certain in money if (1) the debt is not convertible, directly or indirectly, into equity, and (2) the interest rate and interest payment dates are not contingent on profits, the borrower’s discretion, or similar factors. “Straight debt” securities do not include any securities issued by a partnership or a corporation in which we or any controlled TRS (i.e., a TRS in which we own directly or indirectly more than 50% of the voting power or value of the stock) hold non-“straight debt” securities that have an aggregate value of more than 1% of the issuer’s outstanding securities. However, “straight debt” securities include debt subject to the following contingencies:
- a contingency relating to the time of payment of interest or principal, as long as either (1) there is no change to the effective yield of the debt obligation, other than a change to the annual yield that does not exceed the greater of 0.25% or 5% of the annual yield, or (2) neither the aggregate issue price nor the aggregate face amount of the issuer’s debt obligations held by us exceeds \$1.0 million and no more than 12 months of unaccrued interest on the debt obligations can be required to be prepaid; and
- a contingency relating to the time or amount of payment upon a default or prepayment of a debt obligation, as long as the contingency is consistent with customary commercial practice;
- any loan to an individual or an estate;
- any “section 467 rental agreement,” other than an agreement with a related party tenant;

- any obligation to pay “rents from real property”;
- certain securities issued by governmental entities;
- any security issued by a REIT;
- any debt instrument issued by an entity treated as a partnership for U.S. federal income tax purposes in which we are a partner to the extent of our proportionate interest in the equity and debt securities of the partnership; and
- any debt instrument issued by an entity treated as a partnership for U.S. federal income tax purposes not described in the preceding bullet points if at least 75% of the partnership’s gross income, excluding income from prohibited transactions, is qualifying income for purposes of the 75% gross income test described above in “—Gross Income Tests.”

For purposes of the 10% value test, our proportionate share of the assets of a partnership is our proportionate interest in any securities issued by the partnership, without regard to the securities described in the last two bullet points above.

We may enter into sale and repurchase agreements under which we would nominally sell certain of our loan assets to a counterparty and simultaneously enter into an agreement to repurchase the sold assets. We believe that we would be treated for U.S. federal income tax purposes as the owner of the loan assets that are the subject of any such agreement notwithstanding that such agreements may transfer record ownership of the assets to the counterparty during the term of the agreement. It is possible, however, that the IRS could assert that we did not own the loan assets during the term of the sale and repurchase agreement, in which case we could fail to qualify as a REIT.

We may make or invest in mezzanine loans. Certain of our mezzanine loans may qualify for the safe harbor in IRS Revenue Procedure 2003-65, pursuant to which certain loans secured by a first priority security interest in ownership interests in a partnership or limited liability company will be treated as qualifying assets for purposes of the 75% real estate asset test and the 10% vote or value test, and interest derived therefrom will be treated as qualified mortgage interest for purposes of the 75% gross income test, above. We may make or invest in some mezzanine loans that do not qualify for that safe harbor and that do not qualify as “straight debt” securities or for one of the other exclusions from the definition of “securities” for purposes of the 10% value test. We intend to make such investments in such a manner as not to fail the asset and income tests described above.

We expect that any investments we may make in mortgage loans will generally be treated as real estate assets. However, for purposes of the asset tests, if the outstanding principal balance of a mortgage loan exceeds the fair market value of the real property (together with certain ancillary personal property) securing the loan, a portion of such loan likely will not be a qualifying real estate asset. Under current law, it is not clear how to determine what portion of such a loan will be treated as a real estate asset. Under recently issued guidance, the IRS has stated that it will not challenge a REIT’s treatment of a loan as being, in part, a real estate asset for purposes of the 75% asset test if the REIT treats the loan as being a qualifying real estate asset in an amount equal to the lesser of (1) the fair market value of the real property securing the loan on the date the REIT acquires the loan or (2) the fair market value of the loan.

No independent appraisals will be obtained to support our conclusions as to the value of our total assets or the value of any particular security or securities. Moreover, values of some assets may not be susceptible to a precise determination, and values are subject to change in the future. Furthermore, the proper classification of an instrument as debt or equity for U.S. federal income tax purposes may be uncertain in some circumstances, which could affect the application of the REIT asset requirements. Accordingly, there can be no assurance that the IRS will not contend that our interests in our subsidiaries or in the securities of other issuers will not cause a violation of the REIT asset tests.

We will monitor the status of our assets for purposes of the various asset tests and will manage our portfolio in order to comply at all times with such tests. However, there is no assurance that we will not inadvertently fail to comply with such tests. If we fail to satisfy the asset tests at the end of a calendar quarter, we will not lose our REIT qualification if:

- we satisfied the asset tests at the end of the preceding calendar quarter; and
- the discrepancy between the value of our assets and the asset test requirements arose from changes in the market values of our assets and was not wholly or partly caused by the acquisition of one or more non-qualifying assets.

If we did not satisfy the condition described in the second item, above, we still could avoid disqualification by eliminating any discrepancy within 30 days after the close of the calendar quarter in which it arose.

In the event that we violate the 5% asset test, the 10% vote test or the 10% value test described above, we will not lose our REIT qualification if (i) the failure is de minimis (up to the lesser of 1% of our assets or \$10 million) and (ii) we dispose of assets causing the failure or otherwise comply with the asset tests within six months after the last day of the quarter in which we identify such failure. In the event of a failure of any of the asset tests (other than de minimis failures described in the preceding sentence), as long as the failure was due to reasonable cause and not to willful neglect, we will not lose our REIT qualification if we (i) dispose of assets causing the failure or otherwise comply with the asset tests within six months after the last day of the quarter in which we identify the failure, (ii) we file a description of each asset causing the failure with the IRS and (iii) pay a tax equal to the greater of \$50,000 or the highest corporate tax rate multiplied by the net income from the assets causing the failure.

during the period in which we failed to satisfy the asset tests. However, there is no assurance that the IRS would not challenge our ability to satisfy these relief provisions.

We believe that the assets that we hold and have held will satisfy the foregoing asset test requirements. However, we will not obtain independent appraisals to support our conclusions as to the value of our assets and securities. Moreover, the values of some assets may not be susceptible to a precise determination. As a result, there can be no assurance that the IRS will not contend that our ownership of securities and other assets violates one or more of the asset tests applicable to REITs.

Distribution Requirements

Each taxable year, we must distribute dividends, other than capital gain dividends and deemed distributions of retained capital gain, to our stockholders in an aggregate amount at least equal to:

- the sum of:
 - 90% of our “REIT taxable income,” computed without regard to the dividends paid deduction and our net capital gain or loss, and
 - 90% of our after-tax net income, if any, from foreclosure property, minus
- the excess of the sum of certain items of non-cash income over 5% of our “REIT taxable income.”

We must pay such distributions in the taxable year to which they relate, or in the following taxable year if either (i) we declare the distribution before we timely file our U.S. federal income tax return for the year and pay the distribution on or before the first regular dividend payment date after such declaration or (ii) we declare the distribution in October, November or December of the taxable year, payable to stockholders of record on a specified day in any such month, and we actually pay the dividend before the end of January of the following year. The distributions under clause (i) are taxable to the stockholders in the year in which paid, and the distributions in clause (ii) are treated as paid on December 31st of the prior taxable year. In both instances, these distributions relate to our prior taxable year for purposes of the 90% distribution requirement.

We will pay U.S. federal income tax on taxable income, including net capital gain, that we do not distribute to stockholders. Furthermore, if we fail to distribute during a calendar year, or by the end of January following the calendar year in the case of distributions with declaration and record dates falling in the last three months of the calendar year, at least the sum of:

- 85% of our REIT ordinary income for such year;
- 95% of our REIT capital gain income for such year; and
- any undistributed taxable income from prior periods.

We will incur a 4% nondeductible excise tax on the excess of such required distribution over the amounts we actually distribute.

We may elect to retain and pay income tax on the net long-term capital gain we receive in a taxable year. If we so elect, we will be treated as having distributed any such retained amount for purposes of the 4% nondeductible excise tax described above. We intend to make timely distributions sufficient to satisfy the annual distribution requirements and to avoid corporate income tax and the 4% nondeductible excise tax.

It is possible that we may not have sufficient cash to meet the distribution requirements discussed above. This could result because of competing demands for funds, or because of timing differences between the actual receipt of income and actual payment of deductible expenses and the inclusion of that income and deduction of such expenses in arriving at our REIT taxable income. For example, we may not deduct recognized capital losses from our “REIT taxable income.” Further, it is possible that, from time to time, we may be allocated a share of net capital gain attributable to the sale of depreciated property that exceeds our allocable share of cash attributable to that sale. As a result of the foregoing, we may have less cash than is necessary to distribute taxable income sufficient to avoid corporate income tax and the excise tax imposed on certain undistributed income or even to meet the 90% distribution requirement. In such a situation, we may need to borrow funds, raise funds through the issuance of additional shares of common stock or, if possible, pay taxable dividends of our common stock or debt securities.

In computing our REIT taxable income, we will use the accrual method of accounting. We are required to file an annual U.S. federal income tax return, which, like other corporate returns, is subject to examination by the IRS. Because the tax law requires us to make many judgments regarding the proper treatment of a transaction or an item of income or deduction, it is possible that the IRS will challenge positions we take in computing our REIT taxable income and our distributions.

Issues could arise, for example, with respect to the allocation of the purchase price of real properties between depreciable or amortizable assets and non-depreciable or non-amortizable assets such as land and the current deductibility of fees paid to our Advisor or its affiliates. Were the IRS to successfully challenge our characterization of a transaction or determination of our REIT taxable income, we could be found to have failed to satisfy a requirement for qualification as a REIT.

Under certain circumstances, we may be able to correct a failure to meet the distribution requirement for a year by paying “deficiency dividends” to our stockholders in a later year. We may include such deficiency dividends in our deduction for dividends paid for the earlier year.

Although we may be able to avoid income tax on amounts distributed as deficiency dividends, we will be required to pay interest to the IRS based upon the amount of any deduction we take for deficiency dividends.

Sale-Leaseback Transactions

Some of our investments may be in the form of sale-leaseback transactions. We normally intend to treat these transactions as true leases for U.S. federal income tax purposes. However, depending on the terms of any specific transaction, the IRS might take the position that the transaction is not a true lease but is more properly treated in some other manner. If such recharacterization were successful, we would not be entitled to claim the depreciation deductions available to an owner of the property. In addition, the recharacterization of one or more of these transactions might cause us to fail to satisfy the Asset Tests or the Income Tests described above based upon the asset we would be treated as holding or the income we would be treated as having earned and such failure could result in our failing to qualify as a REIT. Alternatively, the amount or timing of income inclusion or the loss of depreciation deductions resulting from the recharacterization might cause us to fail to meet the distribution requirement described above for one or more taxable years absent the availability of the deficiency dividend procedure or might result in a larger portion of our dividends being treated as ordinary income to our stockholders.

Recordkeeping Requirements

We must maintain certain records in order to qualify as a REIT. In addition, to avoid a monetary penalty, we must request on an annual basis information from our stockholders designed to disclose the actual ownership of our outstanding stock. We intend to comply with these requirements.

Failure to Qualify as a REIT

If we fail to satisfy one or more requirements for REIT qualification, other than the gross income tests and the asset tests, we could avoid disqualification if our failure is due to reasonable cause and not to willful neglect and we pay a penalty of \$50,000 for each such failure. In addition, there are relief provisions for a failure of the gross income tests and asset tests, as described in “—Gross Income Tests” and “—Asset Tests.”

If we fail to qualify as a REIT in any taxable year, and no relief provision applies, we would be subject to U.S. federal income tax (and any applicable alternative minimum tax) on our taxable income at regular corporate rates. In calculating our taxable income in a year in which we fail to qualify as a REIT, we would not be able to deduct amounts paid out to stockholders. In fact, we would not be required to distribute any amounts to stockholders in that year. In such event, to the extent of our current and accumulated earnings and profits, distributions to stockholders generally would be taxable as dividend income. Subject to certain limitations of the federal income tax laws, corporate stockholders may be eligible for the dividends received deduction and stockholders taxed at individual rates may be eligible for the reduced U.S. federal income tax rate on such dividends. Unless we qualified for relief under specific statutory provisions, we also would be disqualified from taxation as a REIT for the four taxable years following the year during which we ceased to qualify as a REIT. We cannot predict whether in all circumstances we would qualify for such statutory relief.

Taxation of Taxable U.S. Stockholders

As used herein, the term “U.S. stockholder” means a holder of our common stock that for U.S. federal income tax purposes is:

- a citizen or resident of the United States;
- a corporation (including an entity treated as a corporation for U.S. federal income tax purposes) created or organized in or under the laws of the United States, any of its states or the District of Columbia;
- an estate whose income is subject to U.S. federal income taxation regardless of its source; or
- any trust if (i) a U.S. court is able to exercise primary supervision over the administration of such trust and one or more U.S. persons have the authority to control all substantial decisions of the trust or (ii) it has a valid election in place to be treated as a U.S. person.

If a partnership, entity or arrangement treated as a partnership for U.S. federal income tax purposes holds our common stock, the U.S. federal income tax treatment of a partner in the partnership will generally depend on the status of the partner and the activities of the partnership. If you are a partner in a partnership holding our common stock, you should consult your tax advisor regarding the consequences of the ownership and disposition of our common stock by the partnership.

Distributions

For any taxable year for which we qualify for taxation as a REIT, amounts distributed to, and gains realized by, taxable U.S. stockholders with respect to our common stock generally will be taxed as described below. For a summary of the U.S. federal income tax treatment of distributions reinvested in additional shares of common stock pursuant to our distribution reinvestment plan, see “Description of Capital Stock—Distribution Reinvestment Plan.” For a summary of the U.S. federal income tax treatment of shares of common stock redeemed by us under our share redemption program, see “Description of Capital Stock—Share Redemption Program.”

As long as we qualify as a REIT, a taxable U.S. stockholder must generally take into account as ordinary income distributions made out of our current or accumulated earnings and profits that we do not designate as capital gain dividends or retained long-term capital gain. A U.S. stockholder will not qualify for the dividends received deduction generally available to corporations. In addition, dividends paid to a U.S. stockholder generally will not qualify for the reduced tax rate for “qualified dividend income.” The maximum tax rate for qualified dividend income received by U.S. stockholders taxed at individual rates is currently 20% and the maximum marginal tax rate on ordinary income for stockholders taxed at individual rates is 37%. However, individuals may deduct 20% of their dividends from REITs, excluding capital gain dividends and qualified dividend income. As a result, dividend income received by an individual U.S. stockholder will be subject to a maximum effective federal income tax rate of 29.6%.

Qualified dividend income generally includes dividends paid by domestic C corporations and certain qualified foreign corporations to U.S. stockholders taxed at individual rates. Because we are not generally subject to U.S. federal income tax on the portion of our REIT taxable income distributed to our stockholders (see “Taxation of Our Company” above), our dividends generally will not be eligible for the 20% maximum rate on qualified dividend income. As a result, our ordinary REIT dividends will be taxed at the higher tax rate applicable to ordinary income. However, the 20% maximum tax rate for qualified dividend income will apply to our ordinary REIT dividends, if any, (i) that are attributable to dividends received by us from non-REIT corporations, such as a TRS, and (ii) to the extent attributable to income upon which we have paid corporate income tax (e.g., to the extent that we distribute less than 100% of our taxable income).

Dividends paid to, and certain other investment income recognized by certain individuals, estates or trusts may also be subject to a 3.8% Medicare tax.

A U.S. stockholder generally will take into account as long-term capital gain any distributions that we designate as capital gain dividends without regard to the period for which the U.S. stockholder has held our common stock. See “—Capital Gains and Losses.” A corporate U.S. stockholder, however, may be required to treat up to 20% of certain capital gain dividends as ordinary income.

We may elect to retain and pay income tax on the net long-term capital gain that we receive in a taxable year. In that case, to the extent that we designate such amount in a timely notice to such stockholder, a U.S. stockholder would be taxed on its proportionate share of our undistributed long-term capital gain. The U.S. stockholder would receive a credit for its proportionate share of the tax we paid. The U.S. stockholder would also increase the basis in its stock by the amount of its proportionate share of our undistributed long-term capital gain, minus its share of the tax we paid.

A U.S. stockholder will not incur tax on a distribution in excess of our current and accumulated earnings and profits if the distribution does not exceed the adjusted basis of the U.S. stockholder’s common stock. Instead, the distribution will reduce the adjusted basis of such stock. A U.S. stockholder will recognize gain to the extent that a distribution exceeds both our current and accumulated earnings and profits and the U.S. stockholder’s adjusted basis in his or her stock. Such gain will generally be long-term capital gain, but will be short-term capital gain if the shares of stock have been held for one year or less, assuming in either case that the shares of stock are a capital asset in the hands of the U.S. stockholder. In addition, if we declare a distribution in October, November, or December of any year that is payable to a U.S. stockholder of record on a specified date in any such month, such distribution shall be treated as both paid by us and received by the U.S. stockholder on December 31 of such year, provided that we actually pay the distribution during January of the following calendar year.

We will be treated as having sufficient earnings and profits to treat as a dividend any distribution by us up to the amount required to be distributed in order to avoid imposition of the 4% excise tax discussed above. Moreover, any “deficiency distribution” will be treated as an ordinary or capital gain distribution, as the case may be, regardless of our earnings and profits. As a result, stockholders may be required to treat as taxable some distributions that would otherwise result in a tax-free return of capital.

U.S. stockholders may not include in their individual income tax returns any of our net operating losses or capital losses. Instead, these losses are generally carried over by us for potential offset against our future income. Taxable distributions from us and gain from the disposition of our common stock will not be treated as passive activity income and, therefore, a U.S. stockholder generally will not be able to apply any “passive activity losses,” such as losses from certain types of limited partnerships in which the U.S. stockholder is a limited partner, against such income. In addition, taxable distributions from us and gain from the disposition of our common stock generally will be treated as investment income for purposes of the limitations on the deductibility of investment-related interest expense. We will notify U.S. stockholders after the close of our taxable year as to the portions of the distributions attributable to that year that constitute ordinary income, return of capital and capital gain.

Taxation of U.S. Stockholders on the Disposition of Common Stock

A U.S. stockholder who is not a dealer in securities must generally treat any gain or loss realized upon a taxable disposition of our common stock as long-term capital gain or loss if the U.S. stockholder has held our common stock for more than one year and otherwise as short-term capital gain or loss. In general, a U.S. stockholder will realize gain or loss in an amount equal to the difference between the sum of the fair market value of any property and the amount of cash received in such disposition and the U.S. stockholder’s adjusted tax basis. A stockholder’s adjusted tax basis generally will equal the U.S. stockholder’s acquisition cost, increased by the excess of net capital gains deemed distributed to the U.S. stockholder (discussed above) less tax deemed paid on such gains and reduced by any returns of capital. However, a U.S. stockholder must treat any loss upon a sale or exchange of common stock held by such stockholder for six months or less as a long-term capital loss to the extent of capital gain dividends and any other actual or deemed distributions from us that such U.S. stockholder treats as long-term capital gain. All or a portion of any loss that a U.S. stockholder realizes upon a taxable disposition of shares of our common stock may be disallowed if the U.S. stockholder purchases other shares of our common stock within 30 days before or after the disposition.

If an investor recognizes a loss upon a subsequent disposition of our stock or other securities in an amount that exceeds a prescribed threshold, it is possible that the provisions of Treasury regulations involving “reportable transactions” could apply, with a resulting requirement to separately disclose the loss-generating transaction to the IRS. These regulations, though directed towards “tax shelters,” are broadly written and apply to transactions that would not typically be considered tax shelters. The Code imposes significant penalties for failure to comply with these requirements. You should consult your tax advisor concerning any possible disclosure obligation with respect to the receipt or disposition of our stock or securities or transactions that we might undertake directly or indirectly. Moreover, you should be aware that we and other participants in the transactions in which we are involved (including their advisors) might be subject to disclosure or other requirements pursuant to these regulations.

Taxation of U.S. Stockholders on a Redemption of Common Stock

A redemption of our common stock will be treated under Section 302 of the Code as a distribution that is taxable as dividend income (to the extent of our current or accumulated earnings and profits), unless the redemption satisfies certain tests set forth in Section 302(b) of the Code enabling the redemption to be treated as sale of our common stock (in which case the redemption will be treated in the same manner as a sale described above in “—Taxation of U.S. Stockholders on the Disposition of Common Stock”). The redemption will satisfy such tests if it (i) is “substantially disproportionate” with respect to the holder’s interest in our stock, (ii) results in a “complete termination” of the holder’s interest in all our classes of stock, or (iii) is “not essentially equivalent to a dividend” with respect to the holder, all within the meaning of Section 302(b) of the Code. In determining whether any of these tests have been met, stock considered to be owned by the holder by reason of certain constructive ownership rules set forth in the Code, as well as stock actually owned, generally must be taken into account. Because the determination as to whether any of the three alternative tests of Section 302(b) of the Code described above will be satisfied with respect to any particular holder of our common stock depends upon the facts and circumstances at the time that the determination must be made, prospective investors are urged to consult their tax advisors to determine such tax treatment. If a redemption of our common stock does not meet any of the three tests described above, the redemption proceeds will be treated as a dividend, as described above “—Taxation of Taxable U.S. Stockholders.” Stockholders should consult with their tax advisors regarding the taxation of any particular redemption of our shares.

Capital Gains and Losses

A taxpayer generally must hold a capital asset for more than one year for gain or loss derived from its sale or exchange to be treated as long-term capital gain or loss. The maximum tax rate on long-term capital gain applicable to U.S. stockholders taxed at individual rates is currently 20% and 21% in the case of U.S. stockholders that are corporations. The maximum tax rate on long-term capital gain from the sale or exchange of “Section 1250 property,” or depreciable real property, is 25%, which applies to the lesser of the total amount of the gain or the accumulated depreciation on the Section 1250 property. In addition, certain capital gains and other investment income recognized by certain stockholders may be subject to a 3.8% Medicare tax.

With respect to distributions that we designate as capital gain dividends and any retained capital gain that we are deemed to distribute, we generally may designate whether such a distribution is taxable to U.S. stockholders taxed at individual rates, currently at a 20% rate (or a 25% rate to the extent attributable to the recapture of certain depreciation deductions). Thus, the tax rate differential between capital gain and ordinary income for those taxpayers may be significant. In addition, the characterization of income as capital gain or ordinary income may affect the deductibility of capital losses. A non-corporate taxpayer may deduct capital losses not offset by capital gains against its ordinary income only up to a maximum annual amount of \$3,000. A non-corporate taxpayer may carry forward unused capital losses indefinitely. A corporate taxpayer must pay tax on its net capital gain at ordinary corporate rates. A corporate taxpayer may deduct capital losses only to the extent of capital gains, with unused losses being carried back for up to three years and forward for up to five years.

Treatment of Tax-Exempt Stockholders

Tax-exempt entities, including qualified employee pension and profit sharing trusts and individual retirement accounts, generally are exempt from U.S. federal income taxation. However, they are subject to taxation on their unrelated business taxable income, or UBTI. Although many investments in real estate generate UBTI, the IRS has issued a ruling that dividend distributions from a REIT to an exempt employee pension trust do not constitute UBTI so long as the exempt employee pension trust does not otherwise use the shares of the REIT in an unrelated trade or business of the pension trust. Based on that ruling, amounts that we distribute to tax-exempt stockholders generally should not constitute UBTI. However, if a tax-exempt stockholder were to finance (or be deemed to finance) its acquisition of common stock with debt, a portion of the income that it receives from us would constitute UBTI pursuant to the “debt-financed property” rules. Moreover, social clubs, voluntary employee benefit associations, supplemental unemployment benefit trusts and qualified group legal services plans that are exempt from taxation under special provisions of the U.S. federal income tax laws are subject to different UBTI rules, which generally will require them to characterize distributions that they receive from us as UBTI. Finally, in certain circumstances, a qualified employee pension or profit sharing trust that owns more than 10% of our capital stock must treat a percentage of the dividends that it receives from us as UBTI. Such percentage is equal to the gross income we derive from an unrelated trade or business, determined as if we were a pension trust, divided by our total gross income for the year in which we pay the dividends. That rule applies to a pension trust holding more than 10% of our capital stock only if:

- the percentage of our dividends that the tax-exempt trust must treat as UBTI is at least 5%;
- we qualify as a REIT by reason of the modification of the rule requiring that no more than 50% of our capital stock be owned by five or fewer individuals that allows the beneficiaries of the pension trust to be treated as holding our capital stock in proportion to their actuarial interests in the pension trust (rather than treating the pension trust as a single individual); and

- either:
 - one pension trust owns more than 25% of the value of our capital stock; or
 - a group of pension trusts individually holding more than 10% of the value of our capital stock collectively owns more than 50% of the value of our capital stock.

Taxation of Non-U.S. Stockholders

The term “non-U.S. stockholder” means a holder of our common stock that is not a U.S. stockholder or a partnership (or entity treated as a partnership for U.S. federal income tax purposes). The rules governing U.S. federal income taxation of nonresident alien individuals, foreign corporations, foreign partnerships, and other foreign stockholders are complex. This section is only a summary of such rules. **We urge non-U.S. stockholders to consult their tax advisors to determine the impact of U.S. federal, state, and local income tax laws on the purchase, ownership and sale of our common stock, including any reporting requirements.**

Distributions

A non-U.S. stockholder that receives a distribution that is not attributable to gain from our sale or exchange of a “U.S. real property interest,” or USRPI, as defined below, and that we do not designate as a capital gain dividend or will recognize ordinary income to the extent that we pay such distribution out of our current or accumulated earnings and profits. A withholding tax equal to 30% of the gross amount of the distribution ordinarily will apply to such distribution unless an applicable tax treaty reduces or eliminates the tax. However, if a distribution is treated as effectively connected with the non-U.S. stockholder’s conduct of a U.S. trade or business, the non-U.S. stockholder generally will be subject to U.S. federal income tax on the distribution at graduated rates, in the same manner as U.S. stockholders are taxed with respect to such distribution, and a non-U.S. stockholder that is a corporation also may be subject to the 30% branch profits tax with respect to that distribution. We plan to withhold U.S. income tax at the rate of 30% on the gross amount of any such distribution paid to a non-U.S. stockholder unless:

- a lower treaty rate applies and the non-U.S. stockholder provides an IRS Form W-8BEN or W-8BEN-E evidencing eligibility for that reduced rate with us;
- the non-U.S. stockholder files an IRS Form W-8ECI with us claiming that the distribution is effectively connected income; or
- the distribution is treated as attributable to a sale of a USRPI under FIRPTA (discussed below).

A non-U.S. stockholder will not incur tax on a distribution in excess of our current and accumulated earnings and profits if the excess portion of such distribution does not exceed the adjusted basis of its common stock. Instead, the excess portion of such distribution will reduce the adjusted basis of such stock. A non-U.S. stockholder will be subject to tax on a distribution that exceeds both our current and accumulated earnings and profits and the adjusted basis of its common stock, if the non-U.S. stockholder otherwise would be subject to tax on gain from the sale or disposition of its common stock, as described below. However, we must withhold 15% of any distribution that exceeds our current and accumulated earnings and profits. Consequently, although we intend to withhold at a rate of 30% on the entire amount of any distribution, to the extent that we do not do so, we will generally withhold at a rate of 15% on any portion of a distribution not subject to withholding at a rate of 30%. Because we generally cannot determine at the time we make a distribution whether the distribution will exceed our current and accumulated earnings and profits, we normally will withhold tax on the entire amount of any distribution at the same rate as we would withhold on a dividend. However, a non-U.S. stockholder may claim a refund of amounts that we withhold if we later determine that a distribution in fact exceeded our current and accumulated earnings and profits.

For any year in which we qualify as a REIT, a non-U.S. stockholder may incur tax on distributions that are attributable to gain from our sale or exchange of a USRPI under the Foreign Investment in Real Property Act of 1980, or FIRPTA. A USRPI includes certain interests in real property located in the U.S. and stock in corporations at least 50% of whose assets consist of interests in U.S. real property. Under FIRPTA, a non-U.S. stockholder is taxed on distributions attributable to gain from sales of USRPIs as if such gain were effectively connected with a U.S. business of the non-U.S. stockholder. A non-U.S. stockholder thus would be taxed on such a distribution at the normal capital gains rates applicable to U.S. stockholders, subject to applicable alternative minimum tax in the case of resident individuals and a special alternative minimum tax in the case of a nonresident alien individual. A non-U.S. corporate stockholder not entitled to treaty relief or exemption also may be subject to the 30% branch profits tax on such a distribution.

Capital gain distributions that are attributable to our sale of U.S. real property would be subject to tax under FIRPTA, as described in the preceding paragraph. In such case, we must withhold 21% of any distribution that we could designate as a capital gain dividend. A non-U.S. stockholder may receive a credit against its tax liability for the amount that we withhold. Moreover, if a non-U.S. stockholder disposes of our common stock during the 30-day period preceding a dividend payment, and such non-U.S. stockholder (or a person related to such non-U.S. stockholder) acquires or enters into a contract or option to acquire our common stock within 61 days of the first day of the 30-day period described above, and any portion of such dividend payment would, but for the disposition, be treated as a USRPI capital gain to such non-U.S. stockholder, then such non-U.S. stockholder will be treated as having USRPI capital gain in an amount that, but for the disposition, would have been treated as USRPI capital gain. The taxation of capital gain distributions received by certain non-U.S. stockholders may, under certain circumstances, differ materially from that described above in the event that shares of our common stock are ever regularly traded on an established securities market in the U.S.

The Protecting Americans from Tax Hikes Act of 2015 created a new exemption from FIRPTA for foreign pension funds and subsidiary entities that meet certain requirements, as well as for certain publicly traded foreign entities that are “qualified collective investment vehicles” from countries having tax treaties with the United States and which meet a number of other requirements.

Dispositions

Non-U.S. stockholders could incur tax under FIRPTA with respect to gain realized upon a disposition of our common stock if we are a U.S. real property holding corporation during a specified testing period. In general, if at least 50% of a REIT’s assets, by value, are USRPIs, then the REIT will be a U.S. real property holding corporation. We anticipate that we will be a U.S. real property holding corporation based on our investment strategy. However, if we are a U.S. real property holding corporation, a non-U.S. stockholder generally would not incur tax under FIRPTA on gain from the sale of our common stock if we are a “domestically controlled qualified investment entity.” A domestically controlled qualified investment entity includes a REIT in which, at all times during a specified testing period, less than 50% in value of its shares are held directly or indirectly by non-U.S. stockholders. Although we believe that we are a domestically controlled qualified investment entity, we cannot assure you that this test will be met at all times. Additional FIRPTA provisions may, under certain circumstances, apply to certain non-U.S. stockholders in the event that shares of our common stock are ever regularly traded on an established securities market in the U.S., which may have a material impact on such non-U.S. stockholders.

As noted above under “—Distributions,” certain foreign pension funds and publicly traded qualified collective investment vehicles are exempt from FIRPTA with respect to capital gain dividends that we pay, and these entities would likewise be exempt from FIRPTA upon a sale of our common stock.

If the gain on the sale of our common stock were taxed under FIRPTA, a non-U.S. stockholder would be taxed on that gain in the same manner as U.S. stockholders, subject to applicable alternative minimum tax and a special alternative minimum tax in the case of nonresident alien individuals. Furthermore, a non-U.S. stockholder generally will incur tax on gain not subject to FIRPTA if:

- the gain is effectively connected with the non-U.S. stockholder’s U.S. trade or business, in which case the non-U.S. stockholder will be subject to the same treatment as U.S. stockholders with respect to such gain; or
- the non-U.S. stockholder is a nonresident alien individual who was present in the U.S. for 183 days or more during the taxable year and has a “tax home” in the U.S., in which case the non-U.S. stockholder will incur a 30% tax on his or her capital gains.

FATCA

The Foreign Account Tax Compliance Act (“FATCA”) provides that a 30% withholding tax will be imposed on certain payments (including dividends as well as gross proceeds from sales of stock giving rise to such dividends) made to a foreign entity if such entity fails to satisfy certain new disclosure and reporting rules. FATCA generally requires that (i) in the case of a foreign financial institution (defined broadly to include a bank, certain insurance companies, a hedge fund, a private equity fund, a mutual fund, a securitization vehicle or other investment vehicle), the entity identifies and provides information in respect of financial accounts with such entity held (directly or indirectly) by U.S. persons and U.S.-owned foreign entities and (ii) in the case of a non-financial foreign entity, the entity identifies and provides information in respect of substantial U.S. owners of such entity. Under certain circumstances, a holder may be eligible for refunds or credits of such taxes.

These withholding and reporting requirements generally apply to U.S.-source periodic payments and to payments of gross proceeds from a sale or redemption. Under recently proposed Treasury regulations that may be relied upon pending finalization, the withholding tax on gross proceeds would be eliminated and, consequently, FATCA withholding on gross proceeds is not currently expected to apply. If we determine withholding is appropriate with respect to the notes, we will withhold tax at the applicable statutory rate, and we will not pay any additional amounts in respect of such withholding.

The United States Treasury has signed Intergovernmental Agreements with certain other countries to implement the exchange of information required under FATCA. Investors that invest in our shares through an account maintained at a non-U.S. financial institution are strongly encouraged to consult with their tax advisors regarding the potential application and impact of FATCA and any Intergovernmental Agreement between the United States and their home jurisdiction in connection with FATCA compliance.

Redemption of Common Stock

A redemption of our common stock by a non-U.S. stockholder whose income derived from the investment in shares of our common stock is not effectively connected with the non-U.S. Stockholder’s conduct of a trade or business in the U.S. will be treated under Section 302 of the Code as a distribution that is taxable as dividend income (to the extent of our current or accumulated earnings and profits), unless the redemption satisfies certain tests set forth in Section 302(b) of the Code enabling the redemption to be treated as sale of our common stock (in which case the redemption will be treated in the same manner as a sale described above in “—Taxation of Non-U.S. Stockholders—Dispositions”). The redemption will satisfy such tests if it (i) is “substantially disproportionate” with respect to the holder’s interest in our stock, (ii) results in a “complete termination” of the holder’s interest in all our classes of stock, or (iii) is “not essentially equivalent to a dividend” with respect to the holder, all within the meaning of Section 302(b) of the Code. In determining whether any of these tests have been met, stock considered to be owned by the holder by reason of certain constructive ownership rules set forth in the Code, as well as stock actually owned, generally must be taken into account. Because the determination as to whether any of the three alternative tests of Section 302(b) of the Code described above will be satisfied with respect to any particular holder of

our common stock depends upon the facts and circumstances at the time that the determination must be made, prospective investors are advised to consult their own tax advisors to determine such tax treatment.

If a redemption of our common stock does not meet any of the three tests described above, the redemption proceeds will be treated as a distribution, as described above “—Taxation of Non-U.S. Stockholders—Distributions.” Non-U.S. stockholders should consult with their tax advisors regarding the taxation of any particular redemption of our shares.

Conversion of Common Stock

The conversion of Class T shares, Class S shares and Class D shares into Class I shares, as described in the “Description of Capital Stock” section of the prospectus, will not be a taxable event to the converting stockholder or to us. The tax attributes of the Class I shares received, upon such conversion will have the same tax attributes, including the tax basis and the holding period, as the shares converted.

Information Reporting Requirements and Backup Withholding

We will report to our stockholders and to the IRS the amount of distributions we pay during each calendar year, and the amount of tax we withhold, if any. Under the backup withholding rules, a stockholder may be subject to backup withholding at a rate, currently of 28%, with respect to distributions unless the stockholder:

- is a corporation or qualifies for certain other exempt categories and, when required, demonstrates this fact; or
- provides a taxpayer identification number, certifies as to no loss of exemption from backup withholding, and otherwise complies with the applicable requirements of the backup withholding rules.

A stockholder who does not provide us with its correct taxpayer identification number also may be subject to penalties imposed by the IRS. Any amount paid as backup withholding will be creditable against the stockholder’s income tax liability. In addition, we may be required to withhold a portion of capital gain distributions to any stockholders who fail to certify their non-foreign status to us.

Backup withholding will generally not apply to payments of dividends made by us or our paying agents, in their capacities as such, to a non-U.S. stockholder provided that the non-U.S. stockholder furnishes to us or our paying agent the required certification as to its non-U.S. status, such as providing a valid IRS Form W-8BEN-E or W-8ECI, or certain other requirements are met. Notwithstanding the foregoing, backup withholding may apply if either we or our paying agent has actual knowledge, or reason to know, that the holder is a U.S. person that is not an exempt recipient. Payments of the proceeds from a disposition or a redemption effected outside the U.S. by a non-U.S. stockholder made by or through a foreign office of a broker generally will not be subject to information reporting or backup withholding. However, information reporting (but not backup withholding) generally will apply to such a payment if the broker has certain connections with the U.S. unless the broker has documentary evidence in its records that the beneficial owner is a non-U.S. stockholder and specified conditions are met or an exemption is otherwise established. Payment of the proceeds from a disposition by a non-U.S. stockholder of common stock made by or through the U.S. office of a broker is generally subject to information reporting and backup withholding unless the non-U.S. stockholder certifies under penalties of perjury that it is not a U.S. person and satisfies certain other requirements, or otherwise establishes an exemption from information reporting and backup withholding.

Backup withholding is not an additional tax. Any amounts withheld under the backup withholding rules may be refunded or credited against the stockholder’s U.S. federal income tax liability if certain required information is furnished to the IRS. Stockholders should consult their own tax advisors regarding application of backup withholding to them and the availability of, and procedure for obtaining an exemption from, backup withholding.

Statement of Share Ownership

We are required to demand annual written statements from the record holders of designated percentages of our common stock disclosing the actual owners of the shares of common stock. Any record stockholder who, upon our request, does not provide us with required information concerning actual ownership of the shares of common stock is required to include specified information relating to his shares of common stock in his U.S. federal income tax return. We also must maintain, within the Internal Revenue District in which we are required to file our U.S. federal income tax return, permanent records showing the information we have received about the actual ownership of our common stock and a list of those persons failing or refusing to comply with our demand.

Tax Aspects of Our Investments in Our Operating Partnership

The following discussion summarizes certain U.S. federal income tax considerations applicable to our direct or indirect investments in our Operating Partnership. The discussion does not cover state or local tax laws or any U.S. federal tax laws other than income tax laws.

Classification as a Partnership

We will be entitled to include in our income our distributive share of the Operating Partnership’s income and to deduct our distributive share of the Operating Partnership’s losses only if the Operating Partnership is classified for U.S. federal income tax purposes as a partnership rather than as a corporation or an association taxable as a corporation. An unincorporated entity with at least two owners or members will be classified as a partnership, rather than as a corporation, for U.S. federal income tax purposes if it:

- is treated as a partnership under the Treasury Regulations relating to entity classification (the “check-the-box regulations”); and
- is not a “publicly-traded partnership.”

Under the check-the-box regulations, an unincorporated entity with at least two owners or members may elect to be classified either as an association taxable as a corporation or as a partnership. If such an entity fails to make an election, it generally will be treated as a partnership (or an entity that is disregarded for U.S. federal income tax purposes if the entity is treated as having only one owner or member for federal income tax purposes) for U.S. federal income tax purposes. Our Operating Partnership intends to be classified as a partnership for U.S. federal income tax purposes and will not elect to be treated as an association taxable as a corporation under the check-the-box regulations.

A publicly-traded partnership is a partnership whose interests are traded on an established securities market or are readily tradable on a secondary market or the substantial equivalent thereof. A publicly-traded partnership will not, however, be treated as a corporation for any taxable year if, for each taxable year in which it was classified as a publicly-traded partnership, 90% or more of the partnership’s gross income for such year consists of certain passive-type income, including real property rents, gains from the sale or other disposition of real property, interest, and dividends, or (the “90% passive income exception”). Treasury Regulations (the “PTP regulations”) provide limited safe harbors from the definition of a publicly-traded partnership. Pursuant to one of those safe harbors (the “private placement exclusion”), interests in a partnership will not be treated as readily tradable on a secondary market or the substantial equivalent thereof if (i) all interests in the partnership were issued in a transaction or transactions that were not required to be registered under the Securities Act of 1933, as amended, and (ii) the partnership does not have more than 100 partners at any time during the partnership’s taxable year. In determining the number of partners in a partnership, a person owning an interest in a partnership, grantor trust, or S corporation that owns an interest in the partnership is treated as a partner in such partnership only if (i) substantially all of the value of the owner’s interest in the entity is attributable to the entity’s direct or indirect interest in the partnership and (ii) a principal purpose of the use of the entity is to permit the partnership to satisfy the 100-partner limitation. We and the Operating Partnership believe that the Operating Partnership should not be classified as a publicly traded partnership because (i) OP Units are not traded on an established securities market, and (ii) OP Units should not be considered readily tradable on a secondary market or the substantial equivalent thereof. In addition, we believe that the Operating Partnership presently qualifies for the Private Placement Exclusion. Even if the Operating Partnership were considered a publicly traded partnership under the PTP Regulations, the Operating Partnership should not be treated as a corporation for U.S. federal income tax purposes as long as 90% or more of its gross income consists of “qualifying income” under section 7704(d) of the Code. In general, qualifying income includes interest, dividends, real property rents (as defined by section 856 of the Code) and gain from the sale or disposition of real property.

We have not requested, and do not intend to request, a ruling from the IRS that our Operating Partnership will be classified as a partnership for U.S. federal income tax purposes. If for any reason our Operating Partnership were taxable as a corporation, rather than as a partnership, for U.S. federal income tax purposes, we likely would not be able to qualify as a REIT unless we qualified for certain relief provisions. See “—Gross Income Tests” and “—Asset Tests.” In addition, any change in the Operating Partnership’s status for tax purposes might be treated as a taxable event, in which case we might incur tax liability without any related cash distribution. See “—Distribution Requirements.” Further, items of income and deduction of the Operating Partnership would not pass through to its partners, and its partners would be treated as stockholders for tax purposes. Consequently, the Operating Partnership would be required to pay income tax at corporate rates on its net income, and distributions to its partners would constitute dividends that would not be deductible in computing the Operating Partnership’s taxable income.

Income Taxation of the Operating Partnership and its Partners

Partners, Not the Operating Partnership, Subject to Tax. A partnership is not a taxable entity for U.S. federal income tax purposes. Rather, we are required to take into account our allocable share of the Operating Partnership’s income, gains, losses, deductions, and credits for any taxable year of the Operating Partnership ending within or with our taxable year, without regard to whether we have received or will receive any distribution from the Operating Partnership.

Operating Partnership Allocations. Although a partnership agreement generally will determine the allocation of income and losses among partners, such allocations will be disregarded for tax purposes if they do not comply with the provisions of the U.S. federal income tax laws governing partnership allocations. If an allocation is not recognized for U.S. federal income tax purposes, the item subject to the allocation will be reallocated in accordance with the partners’ interests in the partnership, which will be determined by taking into account all of the facts and circumstances relating to the economic arrangement of the partners with respect to such item. The Operating Partnership’s allocations of taxable income, gain, and loss are intended to comply with the requirements of the U.S. federal income tax laws governing partnership allocations.

Tax Allocations With Respect to the Operating Partnership’s Properties. Income, gain, loss, and deduction attributable to appreciated or depreciated property that is contributed to a partnership in exchange for an interest in the partnership must be allocated in a manner such that the contributing partner is charged with, or benefits from, respectively, the unrealized gain or unrealized loss associated with the property at the time of the contribution. When cash is contributed to a partnership in exchange for a partnership interest, such as our contribution of cash to our operating partnership for operating units, similar rules apply to ensure that the existing partners in the partnership are charged with, or benefit from, respectively, the unrealized gain or unrealized loss associated with the partnership’s existing properties at the time of the cash contribution. In the case of a contribution of property, the amount of the unrealized gain or unrealized loss (“built-in gain” or “built-in loss”) is generally equal to the difference between the fair market value of the contributed property at the time of contribution and the adjusted tax basis of such property at the time of contribution (a “book-tax difference”). In the case of a contribution of cash, a book-tax difference may be created because the fair market value of the properties of the partnership on the date of the cash contribution may be higher or lower than the partnership’s adjusted tax basis in those properties. Any property purchased for cash initially will have an adjusted tax basis equal to its fair market value, resulting in no book-tax difference.

Tax Allocations With Respect to Contributed Properties. Pursuant to section 704(c) of the Code, income, gain, loss, and deduction attributable to appreciated or depreciated property that is contributed to a partnership in exchange for an interest in the partnership must be allocated for U.S. federal income tax purposes in a manner such that the contributor is charged with, or benefits from, the unrealized gain or unrealized loss associated with the property at the time of the contribution. The amount of unrealized gain or unrealized loss is generally equal to the difference between the fair market value of the contributed property at the time of contribution and the adjusted tax basis of such property at the time of contribution. Under applicable Treasury Regulations, partnerships are required to use a “reasonable method” for allocating items subject to section 704(c) of the Code, and several reasonable allocation methods are described therein.

Under the Partnership Agreement, subject to exceptions applicable to the special limited partnership interests, depreciation or amortization deductions of the Operating Partnership generally will be allocated among the partners in accordance with their respective interests in the Operating Partnership, except to the extent that the Operating Partnership is required under section 704(c) to use a different method for allocating depreciation deductions attributable to its properties. In addition, gain or loss on the sale of a property that has been contributed to the Operating Partnership will be specially allocated to the contributing partner to the extent of any built-in gain or loss with respect to the property for U.S. federal income tax purposes. It is possible that we may (i) be allocated lower amounts of depreciation deductions for tax purposes with respect to contributed properties than would be allocated to us if each such property were to have a tax basis equal to its fair market value at the time of contribution, and (ii) be allocated taxable gain in the event of a sale of such contributed properties in excess of the economic profit allocated to us as a result of such sale. These allocations may cause us to recognize taxable income in excess of cash proceeds received by us, which might adversely affect our ability to comply with the REIT distribution requirements, although we do not anticipate that this event will occur. The foregoing principles also will affect the calculation of our earnings and profits for purposes of determining the portion of our distributions that are taxable as a dividend. The allocations described in this paragraph may result in a higher portion of our distributions being taxed as a dividend than would have occurred had we purchased such properties for cash.

Basis in Operating Partnership Interest. The adjusted tax basis of our partnership interest in the Operating Partnership generally will be equal to (i) the amount of cash and the basis of any other property contributed to the Operating Partnership by us, (ii) increased by (a) our allocable share of the Operating Partnership’s income and (b) our allocable share of indebtedness of the Operating Partnership, and (iii) reduced, but not below zero, by (a) our allocable share of the Operating Partnership’s loss and (b) the amount of cash distributed to us, including constructive cash distributions resulting from a reduction in our share of indebtedness of the Operating Partnership. If the allocation of our distributive share of the Operating Partnership’s loss would reduce the adjusted tax basis of our partnership interest in the Operating Partnership below zero, the recognition of the loss will be deferred until such time as the recognition of the loss would not reduce our adjusted tax basis below zero. If a distribution from the Operating Partnership or a reduction in our share of the Operating Partnership’s liabilities would reduce our adjusted tax basis below zero, that distribution, including a constructive distribution, will constitute taxable income to us. The gain realized by us upon the receipt of any such distribution or constructive distribution would normally be characterized as capital gain, and if our partnership interest in the Operating Partnership has been held for longer than the long-term capital gain holding period (currently one year), the distribution would constitute long-term capital gain.

Sale of the Operating Partnership’s Property. Generally, any gain realized by the Operating Partnership on the sale of property held by the Operating Partnership for more than one year will be long-term capital gain, except for any portion of such gain that is treated as depreciation or cost recovery recapture. Under Section 704(c) of the Code, any gain or loss recognized by the Operating Partnership on the disposition of contributed properties will be allocated first to the partners of the Operating Partnership who contributed such properties to the extent of their built-in gain or loss on those properties for U.S. federal income tax purposes. The partners’ built-in gain or loss on such contributed properties will equal the difference between the partners’ proportionate share of the book value of those properties and the partners’ tax basis allocable to those properties at the time of the contribution as reduced for any decrease in the “book-tax difference.” See “—Income Taxation of the Operating Partnership and its Partners—Tax Allocations With Respect to the Operating Partnership’s Properties.” Any remaining gain or loss recognized by the Operating Partnership on the disposition of the contributed properties, and any gain or loss recognized by the

Partnership on the disposition of the other properties, will be allocated among the partners in accordance with their respective percentage interests in the Operating Partnership.

Our share of any gain realized by the Operating Partnership on the sale of any property held by the Operating Partnership as inventory or other property held primarily for sale to customers in the ordinary course of the Operating Partnership’s trade or business will be treated as income from a prohibited transaction that is subject to a 100% penalty tax. Such prohibited transaction income also may have an adverse effect upon our ability to satisfy the income tests for REIT status. See “—Gross Income Tests.” We do not presently intend to acquire or hold or to allow the Operating Partnership to acquire or hold any property that represents inventory or other property held primarily for sale to customers in the ordinary course of our or the Operating Partnership’s trade or business.

Other Tax Considerations

Cost Basis Reporting

There are federal income tax information reporting rules that may apply to certain transactions in our shares. Where they apply, the “cost basis” calculated for the shares involved will be reported to the IRS and to you. For “cost basis” reporting purposes, you may identify by lot the shares that you transfer or that are redeemed, but if you do not timely notify us of your election, we will identify the shares that are transferred or redeemed on a “first in/first out” basis.

Information reporting (transfer statements) on other transactions may also be required under these rules. Transfer statements are issued between “brokers” and are not issued to the IRS or to you.

Stockholders should consult their tax advisors regarding the consequences of these rules.

Tax Shelter Reporting

If a stockholder recognizes a loss with respect to the shares of (i) \$2 million or more in a single taxable year or \$4 million or more in a combination of taxable years, for a holder that is an individual, S corporation, trust, or a partnership with at least one noncorporate partner, or (ii) \$10 million or more in a single taxable year or \$20 million or more in a combination of taxable years, for a holder that is either a corporation or a partnership with only corporate partners, the stockholder may be required to file a disclosure statement with the IRS on Form 8886. Direct stockholders of portfolio securities are in many cases exempt from this reporting requirement, but stockholders of a REIT currently are not excepted. The fact that a loss is reportable under these regulations does not affect the legal determination of whether the taxpayer’s treatment of the loss is proper. Stockholders should consult their tax advisors to determine the applicability of these regulations in light of their individual circumstances.

State and Local Taxes

We and/or you may be subject to taxation by various states and localities, including those in which we or a stockholder transacts business, owns property or resides. The state and local tax treatment may differ from the U.S. federal income tax treatment described above. Consequently, you should consult your tax advisors regarding the effect of state and local tax laws upon an investment in our common stock.

ERISA CONSIDERATIONS

ERISA Considerations for an Initial Investment

The following is a summary of material considerations arising under the Employee Retirement Income Security Act of 1974, as amended, or ERISA, and the prohibited transaction provisions of Section 4975 of the Code that may be relevant to prospective investors. This discussion does not purport to deal with all aspects of ERISA or the Code that may be relevant to particular investors in light of their particular circumstances.

A prospective investor that is an employee benefit plan subject to ERISA, a tax-qualified retirement plan, an individual retirement account established pursuant to Section 408 or Section 408A of the Code (“IRA”), or a governmental, church, or other benefit plan that is exempt from ERISA, each of which we refer to as a Plan, is advised to consult its own legal advisor regarding the specific considerations arising under applicable provisions of ERISA, the Code, and state law with respect to the purchase, ownership, or sale of the shares by such plan or IRA.

A fiduciary of a Plan subject to ERISA should consider the fiduciary standards under ERISA in the context of the Plan’s particular circumstances before authorizing an investment of a portion of such Plan’s assets in our common shares. In particular, the fiduciary should consider:

- whether the investment satisfies the diversification requirements of Section 404(a)(1)(c) of ERISA;
- whether the investment is in accordance with the documents and instruments governing the Plan as required by Section 404(a)(1)(D) of ERISA;
- whether the investment is for the exclusive purpose of providing benefits to participants in the Plan and their beneficiaries, or defraying reasonable administrative expenses of the Plan; and
- whether the investment is prudent under ERISA.

In addition to the general fiduciary standards of investment prudence and diversification, specific provisions of ERISA and the Code prohibit a wide range of transactions involving the assets of a Plan and transactions with persons who have specified relationships to the Plan. Such persons are referred to as “parties in interest” in ERISA and as “disqualified persons” in the Code. Thus, a fiduciary of a Plan considering an investment in our common shares should also consider whether acquiring or continuing to hold our common shares, either directly or indirectly, might constitute a prohibited transaction. An excise tax may be imposed on any party in interest or disqualified person who participates in a prohibited transaction. The tax exempt status of an IRA will be lost if the IRA enters into a prohibited transaction.

Each fiduciary of an investing Plan must independently determine whether such investment constitutes a prohibited transaction with respect to that Plan. The prohibited transaction rules of ERISA and the Code apply to transactions with a Plan and also to transactions with the “plan assets” of the Plan. Section 3(42) of ERISA generally provides that “plan assets” means plan assets as defined in regulations issued by the Department of Labor. Under these regulations, if a Plan acquires an equity interest that is neither a “publicly-offered security” nor a security issued by an investment company registered under the Investment Company Act, then for purposes of the fiduciary responsibility and prohibited transaction provisions under ERISA and the Code, the assets of the Plan would include both the equity interest and an undivided interest in each of the entity’s underlying assets, unless an exemption applies.

These regulations define a publicly-offered security as a security that is “widely held,” “freely transferable,” and either part of a class of securities registered under Section 12(b) or 12(g) of the Exchange Act, or sold pursuant to an effective registration statement under the Securities Act, provided the securities are registered under the Exchange Act within 120 days after the end of the fiscal year of the issuer during which the offering occurred. The shares are being sold in an offering registered under the Securities Act, and will be registered within the relevant time provided under Section 12(g) of the Exchange Act.

The regulations also provide that a security is “widely held” only if it is part of a class of securities that is owned by 100 or more investors independent of the issuer and of one another. The regulations further provide that whether a security is “freely transferable” is a factual question to be determined on the basis of all relevant facts and circumstances. Our shares are subject to certain restrictions on transferability intended to ensure that we continue to qualify for federal income tax treatment as a REIT. We believe that the restrictions imposed under our charter and bylaws on the transfer of common shares are limited to the restrictions on transfer generally permitted under these regulations, and are not likely to result in the failure of the common shares to be “freely transferable.” The regulations also provide that when a security is part of an offering in which the minimum investment is \$10,000 or less, the existence of certain restrictions on transferability intended to prohibit transfers which would result in (i) a termination or reclassification of the entity for state or federal tax purposes or (ii) a violation of any state or federal statute or regulation, will not ordinarily affect the determination that such securities are “freely transferable.” The minimum investment in Class T, S and D shares of our common stock is less than \$10,000; thus, the restrictions imposed in order to maintain our status as a REIT and to comply with federal and state securities laws should not cause the shares of common stock to be deemed not “freely transferable.” The minimum initial investment for Class I shares is \$1,000,000, unless waived by us. However, each Class I share has a value substantially below \$10,000 and, after they are purchased, such shares can be sold or otherwise disposed of in a block of any number of shares, provided that shares may be transferred in a manner that causes the transferor or transferee to own less than \$2,500 in our shares. Because the Class I shares may be sold in amounts less than \$10,000 after the initial purchase, and because there are no restrictions on who may purchase such shares after the initial purchase (subject to state securities laws and regulations), we believe the restrictions on these shares should also be disregarded in determining whether such shares are “freely transferable.” Although there can be

no assurance that the “freely transferable” requirement will be met with respect to these classes of shares, we believe that these classes of shares should be treated as “freely transferable.”

We believe that since we have 100 investors that are independent of us and of one another, our common shares will be “widely held” and we believe that our common shares are “freely transferable” as described above and, accordingly, that the common shares offered hereby should be deemed to be publicly-offered securities for the purposes of the Department of Labor regulations and that our assets should not be deemed to be “plan assets” of any Plan that invests in our common shares. Nonetheless, we cannot assure you that the Department of Labor, or DOL, and/or the U.S. Treasury Department could not reach a contrary conclusion.

ALL INVESTORS, INCLUDING BENEFIT PLAN FIDUCIARIES, SHOULD BE AWARE THAT NEITHER THE COMPANY, THE ADVISOR, HINES, THE DEALER MANAGER NOR ANY OF THEIR RESPECTIVE OFFICERS, DIRECTORS, EMPLOYEES AND AFFILIATES IS UNDERTAKING TO PROVIDE IMPARTIAL INVESTMENT ADVICE OR TO GIVE ADVICE IN A FIDUCIARY CAPACITY IN CONNECTION WITH THE OFFERING OR PURCHASE OF OUR COMMON STOCK AND THAT HINES, THE ADVISOR, THE DEALER MANAGER AND THEIR AFFILIATES HAVE FINANCIAL INTERESTS ASSOCIATED WITH THE PURCHASE OF OUR COMMON STOCK, INCLUDING THE FEES, EXPENSE REIMBURSEMENTS AND OTHER PAYMENTS THEY ANTICIPATE RECEIVING FROM THE COMPANY IN CONNECTION WITH THE PURCHASE OF OUR COMMON STOCK.

Annual Valuations

A fiduciary of an employee benefit plan subject to ERISA is required to determine annually the fair market value of each asset of the plan as of the end of the plan’s fiscal year and to file a report reflecting that value with the Department of Labor. When the fair market value of any particular asset is not available, the fiduciary is required to make a good faith determination of that asset’s fair market value assuming an orderly liquidation at the time the determination is made. In addition, a trustee or custodian of an IRA must provide an IRA participant with a statement of the value of the IRA each year.

In discharging its obligation to value assets of a plan, a fiduciary subject to ERISA must act consistently with the relevant provisions of the plan and the general fiduciary standards of ERISA. It is not currently intended that the shares of our common stock will be listed on a national securities exchange, nor is it expected that a public market for the shares of common stock will develop. To date, neither the IRS nor the Department of Labor has promulgated regulations specifying how a plan fiduciary should determine the “fair market value” of the shares of our common stock, namely when the fair market value of the shares of common stock is not determined in the marketplace. Therefore, to assist fiduciaries in fulfilling their valuation and annual reporting responsibilities with respect to ownership of shares of common stock, we intend to provide reports of our annual determinations of the estimated current value of our shares to those fiduciaries (including IRA trustees and custodians) who identify themselves to us and request the reports.

Except as described below, we presently expect to use the most recent primary offering price for each class of shares as the per share value for such class of shares for purposes of such reports to fiduciaries.

The National Association of Securities Dealers, or NASD, Rule 2340 sets forth the obligations of FINRA members to provide per share values in customer account statements. In accordance with the rule, we conduct and intend to continue to conduct monthly valuations of our NAV per share. We expect to use the NAV per share as the deemed per share value for purposes of reports to fiduciaries of retirement plans, subject to the annual reporting requirements of ERISA. Because we have used a portion of the proceeds from the sale of Class T shares and Class S shares in this offering to pay selling commissions and dealer manager fees, which reduce the amount of funds available for investment, unless our aggregate investments increase in value to compensate for these up-front fees, it is likely that the NAV per share for Class T shares and Class S shares, which will be the “value” shown on stockholders’ account statements, will be lower than the purchase price paid by our stockholders in this offering. Any NAV per share that we disclose may not be an accurate reflection of the fair value of our assets and liabilities in accordance with GAAP, may not reflect the price at which we would be able to sell all or substantially all of our assets or the outstanding shares of our common stock in an arm’s-length transaction, may not represent the value that stockholders could realize upon a sale of the company or upon the liquidation of our assets and settlement of our liabilities, and may not be indicative of the prices at which our shares would trade if they were listed on a national securities exchange. See “Description of Capital Stock—Valuation Policy and Procedures” for a description of our policy with respect to valuations of our common stock.

We intend to revise these valuation procedures to conform with any relevant guidelines that the IRS or the Department of Labor may hereafter issue and may also revise these procedures to conform with guidance that FINRA may issue in the future. Meanwhile, we cannot assure you:

- that the value determined by us could or will actually be realized by us or by stockholders upon liquidation (in part because appraisals or estimated values do not necessarily indicate the price at which assets could be sold and because no attempt will be made to estimate the expenses of selling any of our assets);
- that, due to the limitations on our share redemption program and the lack of secondary market for our shares, stockholders could realize this value if they were to attempt to have their shares redeemed by us to sell their shares of common stock; or
- that the value, or the method used to establish value, would comply with the ERISA or IRA requirements described above.

LEGAL PROCEEDINGS

We are not presently subject to any material pending legal proceedings other than ordinary routine litigation incidental to our business.

REPORTS TO STOCKHOLDERS

We will make available to you on our website at <https://www.hinesglobalincometrust.com> or, at our discretion, via email, our quarterly and annual reports and other reports and documents concerning your investment. To the extent required by law or regulation, or, in our discretion, we may also make certain of this information available to you via U.S. mail or other courier. You may always receive a paper copy upon request. The information on our website shall not be deemed incorporated by reference into this prospectus.

Our tax accountants will prepare our federal tax return (and any applicable state income tax returns). Generally we will provide appropriate tax information to our stockholders within 31 days following the end of each fiscal year. Our fiscal year is the calendar year.

SUPPLEMENTAL SALES MATERIAL

In addition to this prospectus, we use certain sales material in connection with the offering of the shares. However, such sales material will only be used when accompanied by or preceded by the delivery of this prospectus. In certain jurisdictions, some or all of such sales material may not be available. This material may include information relating to this offering, the past performance of the investment vehicles sponsored by Hines or its affiliates, property brochures and publications concerning real estate and investments.

The following is a brief description of the supplemental sales material prepared by us for use in permitted jurisdictions:

- The Hines Global Fact Card, Hines Global Brochure and presentations, which briefly summarize (i) information about risks and suitability that investors should consider before investing in us; (ii) objectives and strategies relating to our selection of investments; and (iii) information about Hines Global and its sponsor, Hines;
- Certain presentations, other print brochures and handouts, which include (i) information about risks and suitability that investors should consider before investing in us; (ii) various topics related to real estate investments and using real estate investments as part of an overall investment strategy; (iii) information regarding certain of our assets; and (iv) information about the sponsor, Hines; and
- Certain information on our website, electronic media, presentations and third-party articles.

The offering of our common shares is made only by means of this prospectus. Although the information contained in such sales material will not conflict with any of the information contained in this prospectus, such material does not purport to be complete and should not be considered a part of this prospectus or the registration statement of which this prospectus is a part. Further, such additional material should not be considered as being incorporated by reference in this prospectus or the registration statement forming the basis of the offering of the shares of which this prospectus is a part.

LEGAL OPINIONS

The legality of the common shares being offered hereby has been passed upon for us by Venable LLP. In addition, the statements under the caption “Material U.S. Federal Income Tax Considerations” as they relate to federal income tax matters have been reviewed by Morrison & Foerster LLP, and Morrison & Foerster LLP has opined as to certain income tax matters relating to an investment in the common shares. Morrison & Foerster LLP has represented Hines and other of our affiliates in other matters and may continue to do so in the future. Please see “Conflicts of Interest—Lack of Separate Representation.”

EXPERTS

The statements included in this Prospectus under “Description of Capital Stock—Determination of our NAV per share as of April 30, 2021 and March 31, 2021,” describing the role of Altus as the independent valuation firm, have been reviewed by Altus and are included in this Prospectus given the authority of Altus as an expert in real estate valuations.

The financial statements of Hines Global Income Trust, Inc. and subsidiaries (the “Company”) incorporated in this Prospectus by reference from the Company’s Annual Report on Form 10-K for the year ended December 31, 2020, have been audited by Deloitte & Touche LLP, an independent registered public accounting firm, as stated in their report, which is incorporated herein by reference. Such financial statements have been so incorporated in reliance upon the report of such firm given upon their authority as experts in accounting and auditing.

PRIVACY POLICY NOTICE

To help you understand how we protect your personal information, we have included our Privacy Policy as Appendix C to this prospectus. This appendix describes our current privacy policy and practices. Should you decide to establish or continue a stockholder relationship with us, we will advise you of our policy and practices at least once annually, as required by law.

INCORPORATION BY REFERENCE

The SEC's rules allow us to incorporate by reference certain information into this prospectus. The documents listed below are incorporated by reference into this prospectus, except for any document or portion thereof deemed to be "furnished" and not filed in accordance with SEC rules.

- A. Our Current Reports on Form 8-K, filed January 4, 2021, January 14, 2021, February 11, 2021, February 22, 2021, March 1, 2021, March 17, 2021, April 16, 2021, May 14, 2021, May 18, 2021 and May 20, 2021.
- B. Our Annual Report on Form 10-K for the year ended December 31, 2020, filed March 26, 2021.
- C. Our Quarterly Report on Form 10-Q for the quarterly period ended March 31, 2021, filed May 13, 2021.

WHERE YOU CAN FIND MORE INFORMATION

We have filed with the SEC a registration statement under the Securities Act on Form S-11 regarding this offering. This prospectus, which is part of the registration statement, does not contain all the information set forth in the registration statement and the exhibits related thereto filed with the SEC, reference to which is hereby made.

We are subject to the informational reporting requirements of the Exchange Act, and we will file annual, quarterly and special reports, proxy statements and other information with the SEC. These documents may be accessed through the SEC's electronic data gathering analysis and retrieval system, or EDGAR, via electronic means, included on the SEC's Internet website, www.sec.gov.

You may also request a copy of these filings at no cost, by writing or telephoning us at:

Hines Global Income Trust, Inc.
2800 Post Oak Boulevard, Suite 5000
Houston, Texas 77056-6118
Tel.: 1-888-220-6121
Attn: Investor Relations

Within 120 days after the end of each fiscal year we will provide to our stockholders of record an annual report. The annual report will contain audited financial statements and certain other financial and narrative information that we are required to provide to stockholders.

We maintain a website at <https://www.hinesglobalincometrust.com> where there is additional information about our business, but the contents of that site are not incorporated by reference in or otherwise a part of this prospectus.



Hines Global Income Trust

SUBSCRIPTION AGREEMENT FOR SHARES
OF HINES GLOBAL INCOME TRUST**1 YOUR INITIAL INVESTMENT** Make all checks* payable to: **Hines Global Income Trust, Inc.**

* Cash, cashier's checks/official bank checks, temporary checks, foreign checks, money orders, third party checks, or travelers checks are not accepted.

Investment Amount \$ (The minimum investment is \$2,500)	<input type="checkbox"/> Initial Purchase <input type="checkbox"/> Subsequent Purchase
---	---

SHARE CLASS SELECTION Select class T, D or I below **(Required)**

<input type="checkbox"/> Share Class T (3945/4130)	<input type="checkbox"/> Rights of Accumulation: Please link the tax identification numbers or account numbers listed for rights of accumulation privileges, so that this and future purchases will receive any discount for which they are eligible. Tax ID/SSN(s) or Account Number(s)
<input type="checkbox"/> Share Class D (3947) (Available for certain fee-based wrap accounts, financial professional purchases, RIA purchases and other eligible investors as disclosed in the prospectus)	Designate Purchase Type: <input type="checkbox"/> Fee-based Purchase <input type="checkbox"/> Financial Professional Purchase <input type="checkbox"/> RIA Purchase
<input type="checkbox"/> Share Class I (3948) (Available for certain fee-based wrap accounts, financial professional purchases, RIA purchases and other eligible investors as disclosed in the prospectus)	Designate Purchase Type: <input type="checkbox"/> Fee-based Purchase <input type="checkbox"/> Financial Professional Purchase <input type="checkbox"/> RIA Purchase

2 OWNERSHIP TYPE (Select only one)

A. Account Type Brokerage/Custodial Account Number: _____ Non-Qualified: <input type="checkbox"/> Individual or Joint Tenant with Rights of Survivorship <input type="checkbox"/> <i>Transfer on Death Optional designation. Not available for Louisiana residents. See Section 3D.</i> <input type="checkbox"/> Tenants in Common <input type="checkbox"/> Community Property <input type="checkbox"/> Uniform Gift/Transfer to Minors State of: _____ <input type="checkbox"/> <i>Trust Certification of Investment Powers Form or Trust Documents Required</i> <input type="checkbox"/> Corporation / Partnership <i>Corporate Resolution or Partnership Agreement Required</i> <input type="checkbox"/> Other: _____	Qualified: <input type="checkbox"/> IRA <input type="checkbox"/> Roth IRA <input type="checkbox"/> SEP IRA <input type="checkbox"/> Simple IRA <input type="checkbox"/> <i>Retirement Plan Certification of Investment Powers Form or Plan Documents Required</i> <input type="checkbox"/> Other: _____ If an IRA account type is selected, custodian information MUST be provided in section 2B.	B. Third Party Custodial Information Paperwork and funding MUST be submitted through the Custodian. Contact your Custodian for mailing instructions, wiring information, and any additional paperwork that may be required. Custodian Information <i>(To be completed by Custodian)</i> Name: _____ Tax ID: _____ Phone: _____
---	--	---

3 INVESTOR INFORMATION**A. Investor Name** (Investor/Trustee/Executor/Authorized Signatory Information)

(Residential street address MUST be provided. See Section 4 if mailing address is different than residential street address.)

First Name	(M)	Last Name
Social Security Number	Date of Birth (MM/DD/YYYY)	Gender
Daytime Phone Number	Email Address	
Residential Street Address	City	State Zip Code
If Non-U.S. Citizen, Specify Country of Citizenship and Select One below (Required) <input type="checkbox"/> Resident Alien <input type="checkbox"/> Non-Resident Alien <i>(Attach a completed Form W8-BEN)</i>		
		Country of Citizenship

3 INVESTOR INFORMATION *(continued)*

B. Co-Investor Name *(Co-Investor/Co-Trustee/Co-Authorized Signatory Information, if applicable)*

First Name	(MI)	Last Name	
Social Security Number	Date of Birth (MM/DD/YYYY)	Gender	
Daytime Phone Number	Email Address		
Residential Street Address	City	State	Zip Code
If Non-U.S. Citizen, Specify Country of Citizenship and Select One below <i>(Required)</i> <input type="checkbox"/> Resident Alien <input type="checkbox"/> Non-Resident Alien <i>(Attach a completed Form W8-BEN)</i>			
Country of Citizenship			

C. Entity Name - Retirement Plan/Trust/Corporation/Partnership/Other *(Trustee(s) and/or authorized signatory(s) information MUST be provided in Sections 3A and 3B)*

Entity Name	Tax ID Number	Date of Trust	Exemptions <i>(See Form W-9 instructions at www.irs.gov)</i> Exempt payee code <i>(if any)</i> _____ Exemption from FATCA reporting code <i>(if any)</i> _____
Entity Type <i>(Select one. Required)</i> <input type="checkbox"/> Retirement Plan <input type="checkbox"/> Trust <input type="checkbox"/> S-Corp <input type="checkbox"/> C-Corp <input type="checkbox"/> LLC <input type="checkbox"/> Partnership <input type="checkbox"/> Other _____			

D. Transfer on Death Beneficiary Information *(Individual or Joint Account with rights of survivorship only.) (Not available for Louisiana residents.) (Beneficiary Date of Birth required. Whole percentages only; must equal 100%)*

First Name	(MI)	Last Name	SSN:	Date of Birth (MM/DD/YYYY)	<input type="checkbox"/> Primary <input type="checkbox"/> Secondary	%
First Name	(MI)	Last Name	SSN:	Date of Birth (MM/DD/YYYY)	<input type="checkbox"/> Primary <input type="checkbox"/> Secondary	%
First Name	(MI)	Last Name	SSN:	Date of Birth (MM/DD/YYYY)	<input type="checkbox"/> Primary <input type="checkbox"/> Secondary	%
First Name	(MI)	Last Name	SSN:	Date of Birth (MM/DD/YYYY)	<input type="checkbox"/> Primary <input type="checkbox"/> Secondary	%

4 MAILING ADDRESS *(If different than residential street address provided in Section 3A)*

Address	City	State	Zip Code
---------	------	-------	----------

5 DISTRIBUTIONS

A. If you are **NOT** an Alabama, Arkansas, Idaho, Kansas, Kentucky, Maine, Maryland, Massachusetts, Nebraska, New Jersey, Ohio, Oregon, Vermont or Washington investor, you are automatically enrolled in our Distribution Reinvestment Plan. *If you do NOT wish to be enrolled in the Distribution Reinvestment Plan, please complete Section 5(C).*

B. If you **ARE** an Alabama, Arkansas, Idaho, Kansas, Kentucky, Maine, Maryland, Massachusetts, Nebraska, New Jersey, Ohio, Oregon, Vermont or Washington investor, you are NOT automatically enrolled in our Distribution Reinvestment Plan. If you wish to participate, please check the box below. *If you do NOT wish to be enrolled in the Distribution Reinvestment Plan, please complete Section 5(C).*

☐ **Distribution Reinvestment Plan** *(See prospectus for details)*

C. If you do not wish to enroll in the Distribution Reinvestment Plan, please complete the information below. *(Select only one)*
(For Custodial held accounts, if you elect cash distributions the funds must be sent to the Custodian.)

1. ☐ **Cash/Check Mailed to the address set forth above** *(Available for Non-Custodian Investors only.)*

2. ☐ **Cash/Check Mailed to Third Party/Custodian**

Name/Entity Name/Financial Institution	Mailing Address		
City	State	Zip Code	Account Number <i>(Required)</i>

3. ☐ **Cash/Direct Deposit** Attach a **pre-printed voided check**. *(Non-Custodian Investors Only)*

I authorize Hines Global Income Trust, Inc. ("Hines Global Income Trust") or its agent to deposit my distribution into my checking or savings account. This authority will remain in force until I notify Hines Global Income Trust in writing to cancel it. In the event that Hines Global Income Trust deposits funds erroneously into my account, they are authorized to debit my account for an amount not to exceed the amount of the erroneous deposit.

Financial Institution Name	Mailing Address	City	State
Your Bank's ABA Routing Number	Your Bank Account Number		

PLEASE ATTACH A PRE-PRINTED VOIDED CHECK

6 BROKER-DEALER/FINANCIAL PROFESSIONAL INFORMATION *(Required Information. All fields must be completed)*

The Financial Professional must sign below to complete the order. The Financial Professional hereby warrants that he/she is duly licensed and may lawfully sell common shares of Hines Global Income Trust (the "Shares") in the state designated as the investor's legal residence.

Broker-Dealer Name		Financial Professional Name	
Financial Professional Mailing Address			
City	State	Zip Code	
Financial Professional ID Number	Branch ID Number	Telephone Number	
E-mail Address		Fax Number	

Please note that unless previously agreed to in writing by Hines Global Income Trust, all sales of securities must be made through a Broker-Dealer, including when an RIA has introduced the sale. In all cases, Section 6 must be completed.

The undersigned confirm(s) which confirmation is made on behalf of the Broker-Dealer with respect to sales of securities made through a Broker-Dealer, that they (i) have reasonable grounds to believe that the information and representations concerning the investor identified herein are true, correct and complete in all respects; (ii) have discussed such investor's prospective purchase of Shares with such investor; (iii) have advised such investor of all pertinent facts with regard to the lack of liquidity and marketability of the Shares; (iv) have delivered or made available a current Prospectus and related supplements, if any, to such investor; (v) have reasonable grounds to believe that the investor is purchasing these Shares for his or her own account; and (vi) have reasonable grounds to believe that the purchase of Shares is a suitable investment for such investor, that such investor meets the suitability standards applicable to such investor set forth in the Prospectus and related supplements, if any, and that such investor is in a financial position to enable such investor to realize the benefits of such an investment and to suffer any loss that may occur with respect thereto. The undersigned further represents and certifies that, if the investor is a "retail customer" as defined in Regulation Best Interest, (i) the undersigned has a reasonable basis to believe that (a) an investment in the S shares would be in the best interest of the investor based upon the investor's investment profile and the potential risks, rewards, and costs associated with such an investment and (b) the undersigned has not placed its interests or those of the Broker-Dealer ahead of the interest of the investor in recommending such investment and (ii) the undersigned and the Broker-Dealer have complied with any applicable enhanced standard of conduct, including, but not limited to, the other requirements of Regulation Best Interest in relation to the proposed investment by the investor in shares of Hines Global Income Trust. The undersigned Financial Professional further represents and certifies that, in connection with this subscription for Shares, he or she has complied with and has followed all applicable policies and procedures under his or her firm's existing Anti-Money Laundering Program and Customer Identification Program.

X	<div style="border: 1px solid black; height: 25px; width: 250px;"></div>	<div style="border: 1px solid black; height: 25px; width: 100px;"></div>	X	<div style="border: 1px solid black; height: 25px; width: 250px;"></div>	<div style="border: 1px solid black; height: 25px; width: 100px;"></div>
	<i>Financial Professional Signature</i>	<i>Date</i>		<i>Branch Manager Signature (If required by Broker-Dealer)</i>	<i>Date</i>

7 SUBSCRIBER SIGNATURES

Hines Global Income Trust is required by law to obtain, verify and record certain personal information from you or persons on your behalf in order to establish the account. Required information includes name, date of birth, permanent residential address and social security/taxpayer identification number. We may also ask to see other identifying documents. If you do not provide the information, Hines Global Income Trust may not be able to open your account. By signing the Subscription Agreement, you agree to provide this information and confirm that this information is true and correct. If we are unable to verify your identity, or that of another person(s) authorized to act on your behalf, or if we believe we have identified potentially criminal activity, we reserve the right to take action as we deem appropriate which may include closing your account.

Please separately initial each of the representations below. Except in the case of fiduciary accounts, you may not grant any person a power of attorney to make the representations on your behalf. In order to induce Hines Global Income Trust to accept this subscription, I hereby represent and warrant to you as follows:

PLEASE NOTE: ALL ITEMS MUST BE READ AND INITIALED

- (a) A copy of the Final Prospectus was delivered to me at least five business days before the date of this agreement.
- (b) I have (i) a minimum net worth (not including home, home furnishings and personal automobiles) of at least \$250,000, or (ii) a minimum net worth (as previously described) of at least \$70,000 and a minimum annual gross income of at least \$70,000.
- (c) In addition to the general suitability requirements described above in 7(b), I meet the higher suitability requirements, if any, imposed by my state of primary residence as set forth in the Prospectus under "SUITABILITY STANDARDS."
- (d) I acknowledge that there is no public market for the Shares and, thus, my investment in Shares is not liquid.
- (e) I am purchasing the Shares for my own account or, if I am purchasing Shares on behalf of an entity named in Section 3.C of this Subscription Agreement, I have due authority to execute this Subscription Agreement on behalf of such entity and hereby legally bind such entity.
- (f) I acknowledge that the price per share at which my investment will be executed will be made available at www.hinesglobalincometrust.com and in a prospectus supplement or post-effective amendment filed with the Securities and Exchange Commission ("SEC"), available at www.sec.gov. I acknowledge that the price per share will be made available generally within 15 calendar days after the last calendar day of the prior month, and such price will generally be equal to the prior month's net asset value ("NAV") per share of the class of Shares being purchased, plus applicable upfront selling commissions and dealer manager fees. I acknowledge that my subscription request will not be accepted before the later of (i) two business days before the first calendar day of each month and (ii) three business days after the price is made publicly available. I acknowledge that I am not committed to purchase Shares at the time my subscription request is submitted and I may cancel my subscription at any time before the time it has been accepted as described in the previous sentence. I acknowledge that I may withdraw my subscription request by notifying the transfer agent, my financial professional, or directly through a toll-free telephone line, (888) 220-6121.

<i>Initials</i>	<i>Initials</i>
<i>Initials</i>	<i>Initials</i>
<i>Initials</i>	<i>Initials</i>
<i>Initials</i>	<i>Initials</i>
<i>Initials</i>	<i>Initials</i>

State-Specific Requirements

- (g) If I am an **Alabama** resident, then in addition to meeting the suitability standards described in the Prospectus, I must have a liquid net worth of at least 10 times my investment in Hines Global Income Trust's Shares and our affiliated programs.
- (h) If I am a **Kansas** resident, it is recommended by the Office of the Kansas Securities Commissioner that Kansas investors limit their aggregate investment in the securities of Hines Global Income Trust and other non-traded real estate investment trusts to not more than 10% of their liquid net worth. For these purposes, liquid net worth shall be defined as that portion of total net worth (total assets minus total liabilities) that is comprised of cash, cash equivalents and readily marketable securities.
- (i) If I am a **Kentucky** resident, then in addition to meeting the suitability standards described in the Prospectus, I shall not invest more than 10% of my liquid net worth in Hines Global Income Trust's Shares or in shares of its affiliates' non-publicly traded real estate investment trusts.
- (j) If I am a **New Jersey** resident, then in addition to meeting the suitability standards described in the Prospectus, I must have either (a) a minimum liquid net worth of at least \$100,000 and a minimum annual gross income of not less than \$85,000, or (b) a minimum liquid net worth of \$350,000. In addition, my investment in Hines Global Income Trust's Shares, its affiliates, and other non-publicly traded direct investment programs (including REITs, business development companies, oil and gas programs, equipment leasing programs and commodity pools, but excluding unregistered, federally and state exempt private offerings) may not exceed ten percent (10%) of my liquid net worth.

<i>Initials</i>	<i>Initials</i>
<i>Initials</i>	<i>Initials</i>
<i>Initials</i>	<i>Initials</i>
<i>Initials</i>	<i>Initials</i>

New Jersey investors are advised that the Class T and Class S shares will, with limited exceptions, be subject to upfront selling commissions and/or dealer manager fees of up to 3.50% of the gross offering proceeds, which reduce the amount of the purchase price that is available for investment and will cause the per share purchase price to be greater than the most recently determined NAV per share on the date of purchase. New Jersey investors are also advised that the Class T and Class S shares are subject to a distribution and stockholder servicing fee equal to up to 1.0% per annum of the aggregate NAV of the respective outstanding Class T or Class S shares, and the Class D shares are subject to a distribution and stockholder servicing fee equal to up to 0.25% per annum of the aggregate NAV of the outstanding Class D shares. These fees will reduce the amount of distributions that are paid with respect to Class T, Class S, and Class D shares.

- (k) If I am a **Vermont** resident, and I am not an accredited investor(s) as defined in the Federal securities laws, then in addition to meeting the suitability standards described in the Prospectus, my investment in Hines Global Income Trust's Shares shall not exceed 10% of my liquid net worth. For these purposes, "liquid net worth" is defined as an investor's total assets (not including home, home furnishings, or automobiles) minus total liabilities.

<i>Initials</i>	<i>Initials</i>

7 SUBSCRIBER SIGNATURES *(continued)*

I declare that the information supplied above is true and correct and may be relied upon by the Company. I acknowledge that the Broker-Dealer/ Financial Professional (Broker-Dealer/Financial Professional of record) indicated in Section 6 of this Subscription Agreement and its designated clearing agent, if any, will have full access to my account information, including the number of Shares I own, tax information (including the Form 1099) and redemption information. Investors may change the Broker-Dealer/Financial Professional of record at any time by contacting Hines Investor Relations at the number indicated below.

TAXPAYER IDENTIFICATION/SOCIAL SECURITY NUMBER CONFIRMATION (required): The investor signing below, under penalties of perjury, certifies: (i) that the number shown on this subscription agreement is my correct taxpayer identification number (or I am waiting for a number to be issued to me); (ii) that I am not subject to backup withholding because (a) I am exempt from backup withholding, or (b) I have not been notified by the Internal Revenue Service ("IRS") that I am subject to backup withholding as a result of a failure to report all interest or dividends, or (c) the IRS has notified me that I am no longer subject to backup withholding; (iii) I am a U.S. person (including a resident alien); and (iv) The FATCA code(s) entered on this form (if any) indicating that I am exempt from FATCA reporting is correct.

NOTE: You must cross out (ii) above if you have been notified by the IRS that you are currently subject to backup withholding because you have failed to report all interest and dividends on your tax return.

The Internal Revenue Service does not require your consent to any provision of this document other than the certifications required to avoid backup withholding.

X	<input type="text"/>	<input type="text"/>	X	<input type="text"/>	<input type="text"/>
	<i>Signature of Investor</i>	<i>Date</i>		<i>Signature of Co-Investor or Custodian (if applicable)</i>	<i>Date</i>

(MUST BE SIGNED BY CUSTODIAN OR TRUSTEE IF PLAN IS ADMINISTERED BY A THIRD PARTY)

8 MISCELLANEOUS

If investors participating in the Distribution Reinvestment Plan or making subsequent purchases of Shares of Hines Global Income Trust experience a material adverse change in their financial condition or can no longer make the representations or warranties set forth in Section 7 above, they are asked to promptly notify Hines Global Income Trust and the Broker-Dealer in writing.

No sale of Shares may be completed until at least five business days after you receive the final Prospectus. You will receive a written confirmation of your purchase.

All items on the Subscription Agreement must be completed in order for your subscription to be processed. Subscribers are encouraged to read the Prospectus in its entirety for a complete explanation of an investment in the Shares of Hines Global Income Trust.

Please be aware that Hines Global Income Trust, Inc. ("Hines Global Income Trust"), Hines Global REIT II Advisors LP (the "Advisor"), Hines Interests Limited Partnership (the "Sponsor"), Hines Securities, Inc. (the "Dealer Manager") and their respective officers, directors, employees and affiliates are not undertaking to provide impartial investment advice or to give advice in a fiduciary capacity in connection with Hines Global Income Trust's public offering or the purchase of Hines Global Income Trust's common stock and that the Advisor and the Dealer Manager have financial interests associated with the purchase of Hines Global Income Trust's common stock, as described in the Hines Global Income Trust's prospectus, including fees, expense reimbursements and other payments they anticipate receiving from Hines Global Income Trust in connection with the purchase of the common stock.

9 DELIVERY INSTRUCTIONS

A. BEFORE YOU SUBMIT

- 1) Have you completed all required information?**
The Social Security Number, Date of Birth and Residential Street Address must be provided for ALL signers.
- 2) Are you using a Third Party Custodian?**
Paperwork and funding must be submitted through the Custodian. Contact your Custodian for mailing instructions, wiring information, and any additional paperwork that might be required.
- 3) Are you opening a Trust or Entity type account?**
Enclose additional required documentation as indicated in Section 2.
- 4) Are you requesting ACH Direct Deposit?**
A pre-printed voided check is required.

B. MAILING ADDRESS:

Regular Mail: Hines Global Income Trust P.O. Box 219010 Kansas City, MO 64121-9010	Overnight Mail: Hines Global Income Trust 430 W. 7th St. Kansas City, MO 64105
--	--

C. WIRING INSTRUCTIONS:

United Missouri Bank Account Name: Hines Universal Account ABA Routing Number: 101000695 Account Number: 9871737284 Ref: [Investor Name]	Bank Address: 1010 Grand Blvd. Kansas City, MO 64106
--	---

For assistance completing this form, contact Hines Investor Relations at 888.220.6121



Hines Global Income Trust

SUBSCRIPTION AGREEMENT FOR SHARES
OF HINES GLOBAL INCOME TRUST

(Class S Shares)

1 YOUR INITIAL INVESTMENT Make all checks* payable to: **Hines Global Income Trust, Inc.**

* Cash, cashier's checks/official bank checks, temporary checks, foreign checks, money orders, third party checks, or travelers checks are not accepted.

Investment Amount \$ (The minimum investment is \$2,500)	<input type="checkbox"/> Initial Purchase <input type="checkbox"/> Subsequent Purchase
---	---

☐ **Rights of Accumulation:** Please link the tax identification numbers or account numbers listed for rights of accumulation privileges, so that this and future purchases will receive any discount for which they are eligible.

Tax ID/SSN(s) or Account Number(s)

2 OWNERSHIP TYPE (Select only one)**A. Account Type**

Brokerage/Custodial Account Number: _____

Non-Qualified:

- ☐ Individual or Joint Tenant with Rights of Survivorship
☐ *Transfer on Death Optional designation. Not available for Louisiana residents. See Section 3D.*
☐ Tenants in Common
☐ Community Property
☐ Uniform Gift/Transfer to Minors
 State of: _____
☐ *Trust Certification of Investment Powers Form or Trust Documents Required*
☐ *Corporation / Partnership Corporate Resolution or Partnership Agreement Required*
☐ Other: _____

Qualified:

- ☐ IRA
☐ Roth IRA
☐ SEP IRA
☐ Simple IRA
☐ *Retirement Plan Certification of Investment Powers Form or Plan Documents Required*
☐ Other: _____

If an IRA account type is selected, custodian information MUST be provided in section 2B.

B. Third Party Custodial Information

Paperwork and funding MUST be submitted through the Custodian. Contact your Custodian for mailing instructions, wiring information, and any additional paperwork that may be required.

Custodian Information

(To be completed by Custodian)

Name: _____

Tax ID: _____

Phone: _____

3 INVESTOR INFORMATION**A. Investor Name** (Investor/Trustee/Executor/Authorized Signatory Information)

(Residential street address MUST be provided. See Section 4 if mailing address is different than residential street address.)

First Name	(MI)	Last Name
Social Security Number	Date of Birth (MM/DD/YYYY)	Gender
Daytime Phone Number	Email Address	
Residential Street Address	City	State Zip Code
If Non-U.S. Citizen, Specify Country of Citizenship and Select One below (Required) <input type="checkbox"/> Resident Alien <input type="checkbox"/> Non-Resident Alien <i>(Attach a completed Form W8-BEN)</i>		
Country of Citizenship		

B. Co-Investor Name (Co-Investor/Co-Trustee/Co-Authorized Signatory Information, if applicable)

First Name	(MI)	Last Name
Social Security Number	Date of Birth (MM/DD/YYYY)	Gender
Daytime Phone Number	Email Address	
Residential Street Address	City	State Zip Code
If Non-U.S. Citizen, Specify Country of Citizenship and Select One below (Required) <input type="checkbox"/> Resident Alien <input type="checkbox"/> Non-Resident Alien <i>(Attach a completed Form W8-BEN)</i>		
Country of Citizenship		

3 INVESTOR INFORMATION *(continued)*

C. Entity Name - Retirement Plan/Trust/Corporation/Partnership/Other

(Trustee(s) and/or authorized signatory(s) information MUST be provided in Sections 3A and 3B)

Entity Name	Tax ID Number	Date of Trust	Exemptions <i>(See Form W-9 instructions at www.irs.gov)</i> Exempt payee code <i>(if any)</i> _____ Exemption from FATCA reporting code <i>(if any)</i> _____
Entity Type <i>(Select one. Required)</i> <input type="checkbox"/> Retirement Plan <input type="checkbox"/> Trust <input type="checkbox"/> S-Corp <input type="checkbox"/> C-Corp <input type="checkbox"/> LLC <input type="checkbox"/> Partnership <input type="checkbox"/> Other _____			

D. Transfer on Death Beneficiary Information *(Individual or Joint Account with rights of survivorship only.) (Not available for Louisiana residents.) (Beneficiary Date of Birth required. Whole percentages only; must equal 100%.)*

First Name	(MI)	Last Name	SSN:	Date of Birth (MM/DD/YYYY)	<input type="checkbox"/> Primary <input type="checkbox"/> Secondary	_____ %
First Name	(MI)	Last Name	SSN:	Date of Birth (MM/DD/YYYY)	<input type="checkbox"/> Primary <input type="checkbox"/> Secondary	_____ %
First Name	(MI)	Last Name	SSN:	Date of Birth (MM/DD/YYYY)	<input type="checkbox"/> Primary <input type="checkbox"/> Secondary	_____ %
First Name	(MI)	Last Name	SSN:	Date of Birth (MM/DD/YYYY)	<input type="checkbox"/> Primary <input type="checkbox"/> Secondary	_____ %

4 MAILING ADDRESS *(If different than residential street address provided in Section 3A)*

Address	City	State	Zip Code
---------	------	-------	----------

5 DISTRIBUTIONS

A. If you are **NOT** an Alabama, Arkansas, Idaho, Kansas, Kentucky, Maine, Maryland, Massachusetts, Nebraska, New Jersey, Ohio, Oregon, Vermont or Washington investor, you are automatically enrolled in our Distribution Reinvestment Plan. *If you do NOT wish to be enrolled in the Distribution Reinvestment Plan, please complete Section 5(C).*

B. If you **ARE** an Alabama, Arkansas, Idaho, Kansas, Kentucky, Maine, Maryland, Massachusetts, Nebraska, New Jersey, Ohio, Oregon, Vermont or Washington investor, you are NOT automatically enrolled in our Distribution Reinvestment Plan. If you wish to participate, please check the box below. *If you do NOT wish to be enrolled in the Distribution Reinvestment Plan, please complete Section 5(C).*

☐ **Distribution Reinvestment Plan** *(See prospectus for details)*

C. If you do not wish to enroll in the Distribution Reinvestment Plan, please complete the information below. *(Select only one)*

(For Custodial held accounts, if you elect cash distributions the funds must be sent to the Custodian.)

1. ☐ **Cash/Check Mailed to the address set forth above** *(Available for Non-Custodial Investors only.)*

2. ☐ **Cash/Check Mailed to Third Party/Custodian**

Name/Entity Name/Financial Institution	Mailing Address		
City	State	Zip Code	Account Number <i>(Required)</i>

3. ☐ **Cash/Direct Deposit** Attach a **pre-printed voided check**. *(Non-Custodian Investors Only)*

I authorize Hines Global Income Trust, Inc. ("Hines Global Income Trust") or its agent to deposit my distribution into my checking or savings account. This authority will remain in force until I notify Hines Global Income Trust in writing to cancel it. In the event that Hines Global Income Trust deposits funds erroneously into my account, they are authorized to debit my account for an amount not to exceed the amount of the erroneous deposit.

Financial Institution Name	Mailing Address	City	State
Your Bank's ABA Routing Number		Your Bank Account Number	

PLEASE ATTACH A PRE-PRINTED VOIDED CHECK

6 BROKER-DEALER/FINANCIAL PROFESSIONAL INFORMATION *(Required Information. All fields must be completed)*

The Financial Professional must sign below to complete the order. The Financial Professional hereby warrants that he/she is duly licensed and may lawfully sell common shares of Hines Global Income Trust (the "Shares") in the state designated as the investor's legal residence.

Broker-Dealer Name		Financial Professional Name	
Financial Professional Mailing Address			
City	State	Zip Code	
Financial Professional ID Number	Branch ID Number	Telephone Number	
E-mail Address		Fax Number	

Please note that unless previously agreed to in writing by Hines Global Income Trust, all sales of securities must be made through a Broker-Dealer, including when an RIA has introduced the sale. In all cases, Section 6 must be completed.

The undersigned confirm(s) which confirmation is made on behalf of the Broker-Dealer with respect to sales of securities made through a Broker-Dealer, that they (i) have reasonable grounds to believe that the information and representations concerning the investor identified herein are true, correct and complete in all respects; (ii) have discussed such investor's prospective purchase of Shares with such investor; (iii) have advised such investor of all pertinent facts with regard to the lack of liquidity and marketability of the Shares; (iv) have delivered or made available a current Prospectus and related supplements, if any, to such investor; (v) have reasonable grounds to believe that the investor is purchasing these Shares for his or her own account; and (vi) have reasonable grounds to believe that the purchase of Shares is a suitable investment for such investor, that such investor meets the suitability standards applicable to such investor set forth in the Prospectus and related supplements, if any, and that such investor is in a financial position to enable such investor to realize the benefits of such an investment and to suffer any loss that may occur with respect thereto. The undersigned further represents and certifies that, if the investor is a "retail customer" as defined in Regulation Best Interest, (i) the undersigned has a reasonable basis to believe that (a) an investment in the S shares would be in the best interest of the investor based upon the investor's investment profile and the potential risks, rewards, and costs associated with such an investment and (b) the undersigned has not placed its interests or those of the Broker-Dealer ahead of the interest of the investor in recommending such investment and (ii) the undersigned and the Broker-Dealer have complied with any applicable enhanced standard of conduct, including, but not limited to, the other requirements of Regulation Best Interest in relation to the proposed investment by the investor in shares of Hines Global Income Trust. The undersigned Financial Professional further represents and certifies that, in connection with this subscription for Shares, he or she has complied with and has followed all applicable policies and procedures under his or her firm's existing Anti-Money Laundering Program and Customer Identification Program.

X	<div style="border: 1px solid black; height: 25px; width: 240px;"></div>	<div style="border: 1px solid black; height: 25px; width: 100px;"></div>	X	<div style="border: 1px solid black; height: 25px; width: 240px;"></div>	<div style="border: 1px solid black; height: 25px; width: 100px;"></div>
	<i>Financial Professional Signature</i>	<i>Date</i>		<i>Branch Manager Signature (If required by Broker-Dealer)</i>	<i>Date</i>

7 SUBSCRIBER SIGNATURES

Hines Global Income Trust is required by law to obtain, verify and record certain personal information from you or persons on your behalf in order to establish the account. Required information includes name, date of birth, permanent residential address and social security/taxpayer identification number. We may also ask to see other identifying documents. If you do not provide the information, Hines Global Income Trust may not be able to open your account. By signing the Subscription Agreement, you agree to provide this information and confirm that this information is true and correct. If we are unable to verify your identity, or that of another person(s) authorized to act on your behalf, or if we believe we have identified potentially criminal activity, we reserve the right to take action as we deem appropriate which may include closing your account.

Please separately initial each of the representations below. Except in the case of fiduciary accounts, you may not grant any person a power of attorney to make the representations on your behalf. In order to induce Hines Global Income Trust to accept this subscription, I hereby represent and warrant to you as follows:

PLEASE NOTE: ALL ITEMS MUST BE READ AND INITIALED

- (a) A copy of the Final Prospectus was delivered to me at least five business days before the date of this agreement.
- (b) I have (i) a minimum net worth (not including home, home furnishings and personal automobiles) of at least \$250,000, or (ii) a minimum net worth (as previously described) of at least \$70,000 and a minimum annual gross income of at least \$70,000.
- (c) In addition to the general suitability requirements described above in 7(b), I meet the higher suitability requirements, if any, imposed by my state of primary residence as set forth in the Prospectus under "SUITABILITY STANDARDS."
- (d) I acknowledge that there is no public market for the Shares and, thus, my investment in Shares is not liquid.
- (e) I am purchasing the Shares for my own account or, if I am purchasing Shares on behalf of an entity named in Section 3.C of this Subscription Agreement, I have due authority to execute this Subscription Agreement on behalf of such entity and hereby legally bind such entity.
- (f) I acknowledge that the price per share at which my investment will be executed will be made available at www.hinesglobalincometrust.com and in a prospectus supplement or post-effective amendment filed with the Securities and Exchange Commission ("SEC"), available at www.sec.gov. I acknowledge that the price per share will be made available generally within 15 calendar days after the last calendar day of the prior month, and such price will generally be equal to the prior month's net asset value ("NAV") per share of the class of Shares being purchased, plus applicable upfront selling commissions and dealer manager fees. I acknowledge that my subscription request will not be accepted before the later of (i) two business days before the first calendar day of each month and (ii) three business days after the price is made publicly available. I acknowledge that I am not committed to purchase Shares at the time my subscription request is submitted and I may cancel my subscription at any time before the time it has been accepted as described in the previous sentence. I acknowledge that I may withdraw my subscription request by notifying the transfer agent, my financial professional, or directly through a toll-free telephone line, (888) 220-6121.

Initials	Initials
Initials	Initials
Initials	Initials
Initials	Initials
Initials	Initials

State-Specific Requirements

- (g) If I am an **Alabama** resident, then in addition to meeting the suitability standards described in the Prospectus, I must have a liquid net worth of at least 10 times my investment in Hines Global Income Trust's Shares and our affiliated programs.
- (h) If I am a **Kansas** resident, it is recommended by the Office of the Kansas Securities Commissioner that Kansas investors limit their aggregate investment in the securities of Hines Global Income Trust and other non-traded real estate investment trusts to not more than 10% of their liquid net worth. For these purposes, liquid net worth shall be defined as that portion of total net worth (total assets minus total liabilities) that is comprised of cash, cash equivalents and readily marketable securities.
- (i) If I am a **Kentucky** resident, then in addition to meeting the suitability standards described in the Prospectus, I shall not invest more than 10% of my liquid net worth in Hines Global Income Trust's Shares or in shares of its affiliates' non-publicly traded real estate investment trusts.
- (j) If I am a **New Jersey** resident, then in addition to meeting the suitability standards described in the Prospectus, I must have either (a) a minimum liquid net worth of at least \$100,000 and a minimum annual gross income of not less than \$85,000, or (b) a minimum liquid net worth of \$350,000. In addition, my investment in Hines Global Income Trust's Shares, its affiliates, and other non-publicly traded direct investment programs (including REITs, business development companies, oil and gas programs, equipment leasing programs and commodity pools, but excluding unregistered, federally and state exempt private offerings) may not exceed ten percent (10%) of my liquid net worth.

Initials	Initials
Initials	Initials
Initials	Initials
Initials	Initials

New Jersey investors are advised that the Class T and Class S shares will, with limited exceptions, be subject to upfront selling commissions and/or dealer manager fees of up to 3.50% of the gross offering proceeds, which reduce the amount of the purchase price that is available for investment and will cause the per share purchase price to be greater than the most recently determined NAV per share on the date of purchase. New Jersey investors are also advised that the Class T and Class S shares are subject to a distribution and stockholder servicing fee equal to up to 1.0% per annum of the aggregate NAV of the respective outstanding Class T or Class S shares, and the Class D shares are subject to a distribution and stockholder servicing fee equal to up to 0.25% per annum of the aggregate NAV of the outstanding Class D shares. These fees will reduce the amount of distributions that are paid with respect to Class T, Class S, and Class D shares.

- (k) If I am a **Vermont** resident, and I am not an accredited investor(s) as defined in the Federal securities laws, then in addition to meeting the suitability standards described in the Prospectus, my investment in Hines Global Income Trust's Shares shall not exceed 10% of my liquid net worth. For these purposes, "liquid net worth" is defined as an investor's total assets (not including home, home furnishings, or automobiles) minus total liabilities.

Initials	Initials

7 SUBSCRIBER SIGNATURES *(continued)*

I declare that the information supplied above is true and correct and may be relied upon by the Company. I acknowledge that the Broker-Dealer/ Financial Professional (Broker-Dealer/Financial Professional of record) indicated in Section 6 of this Subscription Agreement and its designated clearing agent, if any, will have full access to my account information, including the number of Shares I own, tax information (including the Form 1099) and redemption information. Investors may change the Broker-Dealer/Financial Professional of record at any time by contacting Hines Investor Relations at the number indicated below.

TAXPAYER IDENTIFICATION/SOCIAL SECURITY NUMBER CONFIRMATION (required): The investor signing below, under penalties of perjury, certifies: (i) that the number shown on this subscription agreement is my correct taxpayer identification number (or I am waiting for a number to be issued to me); (ii) that I am not subject to backup withholding because (a) I am exempt from backup withholding, or (b) I have not been notified by the Internal Revenue Service ("IRS") that I am subject to backup withholding as a result of a failure to report all interest or dividends, or (c) the IRS has notified me that I am no longer subject to backup withholding; (iii) I am a U.S. person (including a resident alien); and (iv) The FATCA code(s) entered on this form (if any) indicating that I am exempt from FATCA reporting is correct.

NOTE: You must cross out (ii) above if you have been notified by the IRS that you are currently subject to backup withholding because you have failed to report all interest and dividends on your tax return.

The Internal Revenue Service does not require your consent to any provision of this document other than the certifications required to avoid backup withholding.

X	<input type="text"/>	<input type="text"/>	X	<input type="text"/>	<input type="text"/>
	<i>Signature of Investor</i>	<i>Date</i>		<i>Signature of Co-Investor or Custodian (if applicable)</i>	<i>Date</i>

(MUST BE SIGNED BY CUSTODIAN OR TRUSTEE IF PLAN IS ADMINISTERED BY A THIRD PARTY)

8 MISCELLANEOUS

If investors participating in the Distribution Reinvestment Plan or making subsequent purchases of Shares of Hines Global Income Trust experience a material adverse change in their financial condition or can no longer make the representations or warranties set forth in Section 7 above, they are asked to promptly notify Hines Global Income Trust and the Broker-Dealer in writing.

No sale of Shares may be completed until at least five business days after you receive the final Prospectus. You will receive a written confirmation of your purchase.

All items on the Subscription Agreement must be completed in order for your subscription to be processed. Subscribers are encouraged to read the Prospectus in its entirety for a complete explanation of an investment in the Shares of Hines Global Income Trust.

Please be aware that Hines Global Income Trust, Inc. ("Hines Global Income Trust"), Hines Global REIT II Advisors LP (the "Advisor"), Hines Interests Limited Partnership (the "Sponsor"), Hines Securities, Inc. (the "Dealer Manager") and their respective officers, directors, employees and affiliates are not undertaking to provide impartial investment advice or to give advice in a fiduciary capacity in connection with Hines Global Income Trust's public offering or the purchase of Hines Global Income Trust's common stock and that the Advisor and the Dealer Manager have financial interests associated with the purchase of Hines Global Income Trust's common stock, as described in the Hines Global Income Trust's prospectus, including fees, expense reimbursements and other payments they anticipate receiving from Hines Global Income Trust in connection with the purchase of the common stock.

9 DELIVERY INSTRUCTIONS

A. BEFORE YOU SUBMIT

- 1) Have you completed all required information?**
The Social Security Number, Date of Birth and Residential Street Address must be provided for ALL signers.
- 2) Are you using a Third Party Custodian?**
Paperwork and funding must be submitted through the Custodian. Contact your Custodian for mailing instructions, wiring information, and any additional paperwork that might be required.
- 3) Are you opening a Trust or Entity type account?**
Enclose additional required documentation as indicated in Section 2.
- 4) Are you requesting ACH Direct Deposit?**
A pre-printed voided check is required.

B. MAILING ADDRESS:

Regular Mail: Hines Global Income Trust P.O. Box 219010 Kansas City, MO 64121-9010	Overnight Mail: Hines Global Income Trust 430 W. 7th St. Kansas City, MO 64105
--	--

C. WIRING INSTRUCTIONS:

United Missouri Bank Account Name: Hines Universal Account ABA Routing Number: 101000695 Account Number: 9871737284 Ref: [Investor Name]	Bank Address: 1010 Grand Blvd. Kansas City, MO 64106
--	---

For assistance completing this form, contact Hines Investor Relations at 888.220.6121

HINES GLOBAL INCOME TRUST, INC.
FORM OF SIXTH AMENDED AND RESTATED
DISTRIBUTION REINVESTMENT PLAN

Effective as of December 4, 2017

Hines Global Income Trust, Inc., a Maryland Corporation (the “Company”), has adopted the following Distribution Reinvestment Plan (the “DRP”). Capitalized terms shall have the same meaning as set forth in the Company’s Charter (the “Articles”) unless otherwise defined herein.

1. Distribution Reinvestment. As an agent for the stockholders (“Stockholders”) of the Company who elect to participate in the DRP or who are automatically enrolled in the DRP (the “Participants”) pursuant to the terms of a subscription for shares of the Company’s common stock (the “Shares”) pursuant to an offering by the Company (“Offering”), the Company will apply all cash distributions, other than Designated Special Distributions (as defined below), (“Distributions”), including Distributions paid with respect to any full or fractional Shares acquired under the DRP, to the purchase of the Shares for such Participants directly, if permitted under state securities laws and, if not, through the Dealer Manager or Soliciting Dealers registered in the Participant’s state of residence. The Shares purchased pursuant to the DRP shall be of the same Share class as the Shares with respect to which the Participant is receiving cash distributions to be reinvested through DRP. As used in the DRP, the term “Designated Special Distributions” shall mean those cash or other distributions designated as Designated Special Distributions by the Board of Directors.

2. Procedure for Participation. Any Stockholder who owns Shares, other than a Stockholder who is a resident of a state that does not, or is a client of a participating broker dealer that does not, permit automatic enrollment in the DRP who has received a prospectus and purchased Shares in the Company’s primary offering after the effective date of the DRP, will automatically become a Participant unless they elect not to become a Participant by noting such election on their subscription agreement. Any Stockholder who has received a prospectus as contained in the Company’s Registration Statement filed with the Securities and Exchange Commission (the “Commission”), who initially elects not to be a Participant, or who is a resident of a state that does not, or is a client of a participating broker dealer that does not, permit automatic enrollment in the DRP, may elect to become a participant of the DRP by completing and executing a subscription agreement, an enrollment form or any other appropriate authorization form as may be available from the Company from time to time. The then-current prospectus will indicate which states do not permit automatic enrollment in the DRP.

Participation in the DRP will begin with the next Distribution payable after receipt of a Participant’s subscription, enrollment or authorization. Shares will be purchased under the DRP on the date that Distributions are paid by the Company. We request that if, at any time prior to the listing of the Shares on a national securities exchange, a Participant does not meet the minimum income and net worth standards established for making an investment in the Company or can no longer make the other representations or warranties set forth in the subscription agreement or other applicable enrollment form, he or she will promptly so notify the Company in writing.

Participation in the DRP shall continue until such participation is terminated in writing by the Participant pursuant to Section 7 below. If the DRP transaction involves Shares which are registered with the Commission in a future registration or the Board of Directors elects to change the purchase price to be paid for Shares issued pursuant to the DRP, the Company shall make available to all Participants the prospectus as contained in the Company’s Registration Statement filed with the Commission with respect to such future registration or provide public notification to all Participants of such change in the purchase price of Shares issued pursuant to the DRP. If, after a price change, a Participant does not desire to continue to participate in the DRP, he should exercise his right to terminate his participation pursuant to the provisions of Section 7 below.

3. Purchase of Shares. Participants will acquire DRP Shares from the Company at a price equal to the transaction price applicable to the class of DRP Shares being acquired by the Participant at the time the DRP Shares are issued. The transaction price will be announced by the Company in a filing with the Commission and generally will be equal to the net asset value (“NAV”), per share applicable to the class of shares being acquired by the Participant at the time the DRP Shares are issued and most recently disclosed by the Company in a public filing with the Commission. Participants in the DRP may also purchase fractional Shares so that 100% of the Distributions will be used to acquire Shares. However, a Participant will not be able to acquire DRP Shares to the extent that any such purchase would cause such Participant to violate any provision in the Articles.

Shares to be distributed by the Company in connection with the DRP may (but are not required to) be supplied from: (a) the DRP Shares which are being registered with the Commission in connection with the Offering, (b) Shares to be registered with the Commission after the Offering for use in the DRP (a “Future Registration”), or (c) Shares of the Company’s common stock purchased by the Company for the DRP in a secondary market (if available) or on a securities exchange (if listed) (collectively, the “Secondary Market”). Shares purchased on the Secondary Market as set forth in (c) above will be purchased at the then-prevailing market price, which price will be utilized for purposes of purchases of Shares in the DRP. Shares acquired by the Company on the Secondary Market will have a price per share equal to the then-prevailing market price, which shall equal the price on the securities exchange, or over-the-counter market on which such shares are listed at the date of purchase if such shares are then listed. If Shares are not so listed, the Board of Directors of the Company will determine the price at which Shares will be issued under the DRP.

If the Company acquires Shares in the Secondary Market for use in the DRP, the Company shall use reasonable efforts to acquire Shares for use in the DRP at the lowest price then reasonably available. However, the Company does not in any respect guarantee or warrant that the Shares

so acquired and purchased by the Participant in the DRP will be at the lowest possible price. Further, irrespective of the Company's ability to acquire Shares in the Secondary Market or to complete a Future Registration for Shares to be used in the DRP, the Company is in no way obligated to do either, in its sole discretion.

4. **Share Certificates.** The ownership of the Shares purchased through the DRP will be in book-entry form only.

5. **Reports.** Within 90 days after the end of the Company's fiscal year, the Company shall provide or cause to be provided to each Stockholder an individualized report on his or her investment, including the purchase date(s), purchase price and number of Shares owned, as well as the dates of Distributions and amounts of Distributions paid during the prior fiscal year. In addition, the Company shall provide or cause to be provided to each Participant a confirmation at least once every calendar quarter showing the number of Shares owned by such Participant at the beginning of the covered period, the amount of the Distributions paid in the covered period and the number of Shares owned at the end of the covered period.

6. **Commissions.** The Company will not pay any selling commissions or dealer manager fees in connection with Shares sold pursuant to the DRP.

7. **Termination by Participant.** A Participant may terminate participation in the DRP at any time, upon 10 days' written notice, without penalty by delivering to the Company a written notice of such termination. Any such withdrawal will be effective only with respect to distributions paid more than 30 days after receipt of such written notice. Prior to listing of the Shares on a national securities exchange, any transfer of Shares by a Participant to a non-Participant will terminate participation in the DRP with respect to the transferred Shares. Upon the Company's receipt of a request for redemption from a Participant, the Company will terminate the Participant's participation in the DRP. Upon termination of DRP participation, future Distributions, if any, will be distributed to the Stockholder in cash.

8. **Taxation of Distributions.** The reinvestment of Distributions in the DRP does not relieve Participants of any taxes which may be payable as a result of those Distributions and their reinvestment in Shares pursuant to the terms of the DRP.

9. **Amendment or Termination of DRP by the Company.** The Board of Directors of the Company may by majority vote amend, suspend or terminate the DRP for any reason upon 10 days' notice to the Participants, which notice shall be provided by the Company to the Participants in a Current Report on Form 8-K publicly filed with the Commission; provided, however, the Board of Directors may not amend the DRP to eliminate the right of a Participant to terminate participation in the DRP at least annually.

10. **Liability of the Company.** The Company shall not be liable for any act done in good faith, or for any good faith omission to act, including, without limitation, any claims or liability: (a) arising out of failure to terminate a Participant's account upon such Participant's death prior to receipt of notice in writing of such death; and (b) with respect to the time and the prices at which Shares are purchased or sold for Participant's account.

HINES GLOBAL INCOME TRUST, INC.
HINES SECURITIES, INC.
PRIVACY POLICY
OUR COMMITMENT TO PROTECTING YOUR PRIVACY

We consider customer privacy to be fundamental to our relationship with our stockholders. In the course of servicing your account, we collect personal information about you (“Nonpublic Personal Information”). We are committed to maintaining the confidentiality, integrity and security of our stockholders’ personal information. It is our policy to respect the privacy of our current and former stockholders and to protect the personal information entrusted to us. This privacy policy (this “Privacy Policy”) describes the standards we follow for handling your personal information and how we use the information we collect about you.

1. Information We May Collect.

We may collect Nonpublic Personal Information about you from the following sources:

- Information on applications, subscription agreements or other forms which may include your name, address, e-mail address, telephone number, tax identification number, date of birth, marital status, driver’s license number, citizenship, assets, income, employment history, beneficiary information, personal bank account information, broker dealer, registered investment adviser, IRA custodian, account joint owners and similar parties;
- Information about your transactions with us, our affiliates and others, such as the types of products you purchase, your account balances and transactional history; and
- Information obtained from others, such as from consumer credit reporting agencies which may include information about your creditworthiness, debts, financial circumstances and credit history, including any bankruptcies and foreclosures.

2. Why We Collect Nonpublic Personal Information.

We collect information from and about you:

- in order to identify you as a customer;
- in order to establish and maintain your customer accounts;
- in order to complete your customer transactions;
- in order to market investment products or services that may meet your particular financial and investing circumstances;
- in order to communicate and share information with your broker dealer, registered investment adviser, IRA custodian, joint owners and other similar parties acting at your request and on your behalf; and
- in order to meet our obligations under the laws and regulations that govern us.

3. Use and Disclosure of Information.

We may disclose all of the Nonpublic Personal Information we collect about you as described above to the following types of third parties:

- A. Our Affiliated Companies. We may offer investment products and services through certain of our affiliated companies, and we may share all of the Nonpublic Personal Information we collect on you with such affiliates. We believe that by sharing information about you and your accounts among our companies, we are better able to serve your investment needs and to suggest services or educational materials that may be of interest to you. You may limit the information we share with our affiliate companies as described at the end of this notice below.
- B. Nonaffiliated Financial Service Providers and Joint Marketing Partners. From time to time, we use outside companies to perform services for us or functions on our behalf, including marketing of our own investment products and services or marketing products or services that we may offer jointly with other financial institutions. We may disclose all of the Nonpublic Personal Information we collect as described above to such companies. However, before we disclose Nonpublic Personal Information to any of our service providers or joint marketing partners, we require them to agree to keep your Nonpublic Personal Information confidential and secure and to use it only as authorized by us.
- C. Other Nonaffiliated Third Parties. We do not sell or share your Nonpublic Personal Information with nonaffiliated outside marketers, for example, retail department stores, grocery stores or discount merchandise chains, who may want to offer you their own products and services. However, we may also use and disclose all of the Nonpublic Personal Information we collect about you to the extent permitted by law. For example, to:

[Table of Contents](#)

- D. correct technical problems and malfunctions in how we provide our products and services to you and to technically process your information;
- E. protect the security and integrity of our records, Web Site and customer service center;
- F. protect our rights and property and the rights and property of others;
- G. take precautions against liability;
- H. respond to claims that your information violates the rights and interests of third parties;
- I. take actions required by law or to respond to judicial process;
- J. assist with detection, investigation or reporting of actual or potential fraud, misrepresentation or criminal activity; and
- K. provide personal information to law enforcement agencies or for an investigation on a matter related to public safety to the extent permitted under other provisions of law.

4. Protecting Your Information.

Our employees are required to follow the procedures we have developed to protect the integrity of your information. These procedures include:

- A. Restricting physical and other access to your Nonpublic Personal Information to persons with a legitimate business need to know the information in order to service your account;
- B. Contractually obligating third parties doing business with us to keep your Nonpublic Personal Information confidential and secure and to use it only as authorized by us;
- C. Providing information to you only after we have used reasonable efforts to assure ourselves of your identity by asking for and receiving from you information only you should know; and
- D. Maintaining reasonably adequate physical, electronic and procedural safeguards to protect your information.

5. Former Customers.

We treat information concerning our former customers the same way we treat information about our current customers.

6. Keeping You Informed.

We will provide notice of our Privacy Policy annually, as long as you maintain an ongoing relationship with us. If we decide to change our Privacy Policy, we will post those changes on our Web Site so our users and customers are always aware of what information we collect, use and disclose. If at any point we decide to use or disclose your Nonpublic Personal Information in a manner different from that stated at the time it was collected, we will notify you in writing, which may or may not be by e-mail. If you object to the change to our Privacy Policy, then you must contact us using the information provided in the notice. We will otherwise use and disclose a user's or a customer's Nonpublic Personal Information in accordance with the Privacy Policy that was in effect when such information was collected.

7. Questions About Our Privacy Policy.

If you have any questions about our Privacy Policy, please contact us via telephone at 888.220.6121 or email at hgrprivacy@hines.com.

8. Your Right to Limit our Information Sharing with Affiliates.

This Privacy Policy applies to Hines Global Income Trust, Inc. and Hines Securities, Inc. Federal law gives you the right to limit some but not all marketing from our affiliates. Federal law also requires us to give you this notice to tell you about your choice to limit marketing from our affiliates. You may tell us not to share information about your creditworthiness with our affiliated companies, except where such affiliate is performing services for us. We may still share with them other information about your experiences with us. You may limit our affiliates in the Hines group of companies, such as our securities affiliates from marketing their products or services to you based on your personal information that we collect and share with them. This information includes your account and investment history with us and your credit score.

If you want to limit our sharing of your information with our affiliates, you may contact us:

By telephone at: 888.220.6121

By mail: Mark your choices below, fill in and send to:

HINES GLOBAL INCOME TRUST, INC.
2800 Post Oak Blvd., Suite 5000
Houston, TX 77056

- ☐ Do not share information about my creditworthiness with your affiliates for their everyday business purposes.
- ☐ Do not allow your affiliates to use my personal information to market to me.

Name:

Signature

Your choice to limit marketing offers from our affiliates will apply for at least 5 years from when you tell us your choice. Once that period expires, you will receive a renewal notice that will allow you to continue to limit marketing offers from our affiliates for at least another 5 years. If you have already made a choice to limit marketing offers from our affiliates, you do not need to act again until you receive a renewal notice. If you have not already made a choice, unless we hear from you, we can begin sharing your information 30 days from the date we sent you this notice. However, you can contact us at any time to limit our sharing as set forth above.

Residents of some states may have additional privacy rights. We adhere to all applicable state laws.

HINES HISTORY, EXPERIENCE AND TIMELINE

Hines, our sponsor, has over 60 years of experience. This timeline briefly summarizes this history. Our Advisor relies on Hines to locate, evaluate and assist in the acquisition of our real estate investments and to perform many of our day-to-day operations. Hines also manages all of our direct and indirect real estate investments.

We do not have an interest in any of the funds, properties or projects listed below. This summary is included to provide potential investors with additional historical information about our sponsor. See “Risk Factors—Risks Related to Our Business in General—We are different in some respects from other investment vehicles sponsored by Hines, and therefore the past performance of such investments may not be indicative of our future results and Hines has limited experience in acquiring and operating certain types of real estate investments that we may acquire.” Hines’ past performance may not be indicative of our future results. In addition, certain other programs sponsored by Hines have experienced declines in the appraisal value of their assets and net asset values of their funds.

Please see “Investment Objectives and Policies With Respect to Certain Activities” for a description of our investment objectives and policies, which differ from some of the current and historical projects sponsored by Hines. For example, Hines’ previous programs and investments were conducted through privately held entities not subject to the up-front commissions, fees and expenses associated with this offering or all of the laws and regulations to which we are subject to; and a significant portion of the prior programs, financial results and history of Hines involve development projects. We do not currently expect to undertake significant development projects.

Since 1993, Hines has sponsored 57 investment vehicles with over \$47.6 billion in committed equity for property acquisition and development in the U.S., Europe, Latin America and Asia Pacific, with 36 funds in the investment or operations/disposition phase as of December 31, 2017. A recent U.S. investment fund is earmarked solely for “green” office buildings, which underscores the firm’s longstanding commitment to sustainability. Hines was an early adopter of the EPA’s ENERGY STAR® program for commercial buildings, as well as the U.S. Green Building Council’s LEED® rating program. Hines’ investor partners and clients include major public and private pension funds, government investment authorities, insurance companies, financial institutions, endowments and individual investors.

Establishment Through Recognized Performance: The Late 50s, 60s & 70s

Originally a developer of warehouse and distribution buildings with some ancillary office space in the 1960s, Hines shifted its strategy during the 1970s from smaller industrial and office properties to large and distinctive office towers, anticipating corporate America’s interest in signature office buildings.

1957	—	Gerald D. Hines Interests founded as a sole proprietorship.
1958	—	After six office/warehouse projects, Hines completes the firm’s first Class A Office Project, 4219 Richmond Ave., Houston, Texas.
1967	—	Gerald D. Hines Interests celebrates its 10th anniversary with 97 office, warehouse, retail, parking and residential projects in its portfolio.
1971	—	Hines builds its first office tower in downtown Houston, the 50-story One Shell Plaza.
1973	—	Banking Division is formed to pursue development of bank headquarters in joint ventures outside Houston, starting national expansion of firm.
1975	—	Pennzoil Place is completed and named building of the year by the NY Times.
1976	—	Hines sells a major interest in Pennzoil Place to an international investor. Hines completes its first international development in Montreal.
1978	—	Construction of Three First National Plaza (Chicago) begins.
1979	—	The West Region office opens in San Francisco.

Equity Joint Ventures and Selective Recapitalization: The 80s

During the high interest rate environment of the 1980s, Hines structured development partnerships with providers of long term equity to capitalize larger and more complex development projects in central business districts.

1981	—	The East Region office opens in New York City.
1982	—	The Southeast Region office opens in Atlanta.
1983	—	Transco Tower, now called Williams Tower, and Republic Bank Center, now called Bank of America Center (both in Houston) are completed, as is United Bank Center, now Wells Fargo Center (Denver) is completed.
1984	—	580 California (San Francisco), Huntington Center (Columbus) and Southeast Financial Center, now Wachovia Financial Center (Miami) are completed.
1985	—	Ravinia Center (Atlanta) is completed.
1986	—	53rd At Third and 31 West 52nd Street are completed (both in New York). The Midwest Region office opens in Chicago.
1987	—	Hines celebrates its 30th anniversary with 373 projects completed and 921 employees throughout the U.S. The Norwest Center (Minneapolis) and Columbia Square (Washington, D.C.) buildings are completed.
1988–1989	—	500 Bolyston (Boston) and Franklin Square (Washington, D.C.) are completed.
	—	

Global Expansion, Acquisitions and Investment Management: The 90s

In the early 1990s, Hines strategically decided to expand internationally, seeing an opportunity to provide quality space in overseas markets to multi-national firms. Domestically, as real estate markets softened in the early 90s, Hines saw an opportunity to buy buildings below replacement cost and purchased over 27 million square feet in existing properties during the decade.

In the late 90s, Hines formed a series of co-investment partnerships with major investors to execute a suburban office market development strategy.

1978	—	Construction of Three First National Plaza (Chicago) begins.
1991	—	The first international office opens in Berlin. 450 Lexington (New York) and One Detroit Center, now Comerica Tower (Detroit) are completed.
1992	—	Mexico City and Moscow offices open. The renovation and development of the historic Postal Square (Washington, D.C.) is completed.
1993	—	700 11th Street (Washington, D.C.) is acquired, the first building acquisition by Hines.
1994	—	Hines begins the year with 18 major developments in progress in the U.S. and three foreign countries. Greenspoint Plaza (Houston) is acquired. Del Bosque is completed in Mexico City and sold to Coca-Cola for its Latin America headquarters.
1995	—	Paris, London, Frankfurt and Prague offices are all opened. In partnership with Morgan Stanley, Hines acquires the Homart portfolio (15 U.S. office buildings).
1996	—	The Barcelona and Beijing offices open. Hines closes its first international fund, Emerging Markets Fund I.
1997	—	Hines celebrates its 40th anniversary with 2,700 employees worldwide. Warsaw office opens. Construction begins on Diagonal Mar in Barcelona, the largest European undertaking for Hines to date.
1998	—	Hines completes its first international property acquisition, Reforma 350 in Mexico City. Hines Corporate Properties (Hines' first Build-to-Suit Fund) closes. Hines U.S. Development Fund I closes. CalPERS selects Hines as partner and investment manager for its \$950 million portfolio of 18 properties. São Paulo office opens.
1999	—	The Hines U.S. Office Development Fund II and Emerging Markets Real Estate Fund II close. Hines completes Mala Sarka (Prague), DZ Bank (Berlin), and Main Tower (Frankfurt). Hines acquires Figueroa at Wilshire (Los Angeles), 1100 Louisiana (Houston), and Bank of America Tower (Miami).

Continuing Development, Expanded Investment Vehicles: The 00s

2000	—	Hines starts major office projects in the central business districts of Seattle, Chicago, New York and San Francisco. Hines acquires 750 Seventh Avenue (New York).
2001	—	Hines develops, Gannett/USA Today headquarters in Virginia and projects for Morgan Stanley Dean Witter, Bear Stearns and Swiss Bank Corporation (now UBS Warburg) in New York. Hines is named ENERGY STAR® Partner of the year.
2002	—	Hines initiates the Hines Suburban Office Venture to acquire suburban office properties. Hines completes 745 Seventh Avenue in New York City and the resort community of Aspen Highlands Village in Aspen, Colorado. Hines is named ENERGY STAR® Partner of the year.

2003	—	Completed projects include Hilton Americas-Houston, Toyota Center and Calpine Center (all in Houston), 2002 Summit Boulevard (Atlanta), ABN AMRO (Chicago), Benrather Karree (Düsseldorf) and Panamérica Park (São Paulo). Hines expands its presence in Paris with three significant projects. Hines begins the urban planning project Garibaldi Repubblica (Milan), a master plan project which includes residential, office, retail and a hotel as well as a 26-acre public park. Additional residential projects include Tower I of Park Avenue (Beijing), River Valley Ranch (Colorado) and master-planned community Diagonal Mars Illa de Llac in Barcelona. The Hines European Development Fund is formed to focus on Class A office properties in Western Europe. The Hines U.S. Core Fund acquires its first buildings, three New York City office buildings and a building in Washington D.C. The Hines U.S. Office Value Added Fund offering is closed. Construction begins on One South Dearborn (Chicago), 2525 Ponce de Leon (Coral Gables), 1180 Peachtree (Atlanta) and Torre Almirante (Rio de Janeiro). Hines is named ENERGY STAR® Partner of the year.
2004	—	Hines sponsors its first public program, Hines REIT, which commences its first public offering. Development continues on Cannon Place, 99 Queen Victoria and the new world headquarters for the Salvation Army (all in London), and International Plaza-Kempinski Hotel (São Paulo). Hines is honored with the Environmental Protection Agency's ENERGY STAR® Sustained Excellence Award.
2005	—	Hines continues to seek out new development and investment opportunities in over 100 markets around the world. Hines and CalPERS create funds to invest in Mexico's real estate market and Brazil's office, industrial and residential markets. Properties in development include 300 North LaSalle and One South Dearborn in Chicago and 900 de Maisonneuve in Montreal.
2006	—	Hines and CalPERS establish the nation's first real estate investment fund devoted solely to sustainable development. New Delhi office opens. Hines develops new region called Eurasia, which includes Poland, Russia and now India.
2007	—	Hines celebrates its 50th anniversary with more than 3,150 employees and almost 900 projects completed and underway around the globe.
2008	—	Gerald D. Hines receives the first ever Visionary Leadership in Real Estate Development Award from Harvard Design School. Hines introduces Hines GREEN OFFICE (HinesGO), a voluntary, internal program created to measure and reward sustainability within all Hines offices worldwide. Hines employees lead the effort in setting the standard for a sustainable future by "walking the walk" in Hines' own offices. Hines REIT, which is sponsored by Hines, wins the NAREIT Gold Leader in the Light Award for demonstrating superior and sustained energy practices.
2009	—	Hines launches its second public program, Hines Global REIT, which commences its first public offering. Hines expands the Hines GREEN OFFICE program by offering it to its more than 3,500 tenants worldwide. Hines is honored with the Environmental Protection Agency's 2009 ENERGY STAR® Sustained Excellence Award in recognition of the firm's continued leadership in superior energy management. Hines REIT receives NAREIT Bronze Leader in the Light Award for its continuing demonstration of superior and sustained energy practices.
2010	—	Hines is honored with the Environmental Protection Agency's 2010 ENERGY STAR® Sustained Excellence Award in recognition of the firm's continued leadership in superior energy management. Hines Global REIT acquires Fifty South Sixth in Minneapolis; Southpark Commerce Center II in Austin, TX; Hock Plaza in Durham, NC; Brindleyplace in London; and 17600 Gillette in Irvine, CA. MainPlace in downtown Houston becomes BG Group Place with the signing of a major lease. CalPERS commits \$190 million to Hines CalPERS Brazil Fund. City Council approves Waterfront Toronto's Bayside development project, which will transform the city's waterfront into an active and diverse mixed-use community connected by major parks and public spaces. Hines sells trophy tower in Chicago, 300 N. LaSalle and retains management of 60-story LEED Gold tower. Hines' Ziello Shopping Pozuelo chosen as "Best Small Shopping Centre in Spain" by Spanish Association of Shopping Centres. Hines begins construction on 43-story luxury residential tower in Warsaw, Poland called Twarda 2/4, as well as the Arboretum, a 12-story residential building in Lodz. Hines' GREEN OFFICE program grows to 19 million square feet in first year including more than 400 tenants occupying more than 19 million square feet. Hines' Pan-European Core Fund acquires 12-story Domkaskaden office building in Hamburg.
2011	—	Hines receives Environmental Protection Agency's 2011 ENERGY STAR® Sustained Excellence Award. Hines receives top ranking as "Greenest Company" from Commercial Property Executive magazine. Hines is chosen by Private Equity Real Estate as Latin America Firm of the Year. Hines begins construction on 280 High Holborn in Midtown (UK). Hines Global REIT acquires: Stonecutter Court (London, UK); FM Logistics Park (Moscow, Russia); Gogolevsky 11 (Moscow, Russia) 250 Royall (Canton, MA); Campus at Marlborough (Marlborough, MA); Fisher Plaza (Seattle, WA); and 9320 Excelsior Boulevard (Hopkins, MN). Hines hires Alan Patton to lead new Multifamily Division to expand the firm's development activity throughout the U.S. working with Hines' domestic regions on for-rent residential. Hines opens office in Dublin to target real estate opportunities emerging from the restructuring of Irish banking and real estate sectors. Construction begins on Hines Archstone's CityCenterDC, a 10-acre mixed-use development in Washington, DC. Hines and New York State Common Retirement Fund form new venture to develop U.S. single-tenant properties. Hines announces the development of 7 Bryant Park, an iconic new trophy-class office tower on Avenue of the Americas overlooking Bryant Park. Hines sells Three First National Plaza in Chicago. Hines breaks ground on Eos at Interlocken, a Class A, 186,000-square-foot, LEED® Gold pre-certified office building in Broomfield, CO. Hines completes Cannon Place, a 400,000-square-foot office building incorporating the redevelopment of Cannon Street Station, in London. Hines' 101 California earns LEED Platinum certification and scores #1 out of 7,307 LEED for Existing Building projects worldwide. Hines' 30-story Garibaldi Tower in Porta Nuova officially becomes the tallest building in Italy, rising to 754 feet high with the addition of a 256-foot-tall spire. Hines starts construction on Centrum Biurove Neptun Office Building in Gdansk, Poland.

2012	—	Hines Global REIT acquires 9320 Excelsior Boulevard and Logistics Portfolio in Poland. Hines and DLF begin construction on One Horizon Center in Gurgaon. Hines receives Environmental Protection Agency’s 2012 ENERGY STAR® Sustained Excellence Award. Hines announces the start of construction on Apartamenty Novum, firm’s first project in Krakow, Poland. Hines is selected by Caixa, Brazil’s largest savings and loan bank, as consultant to the Porto Maravilha REIT, an investment fund set up to finance Porto Maravilha, the old docklands of Rio de Janeiro. Hines Global REIT acquires first Australian asset, 144 Montague, which expands Hines’ operations to five continents. Hines receives top ranking as “Greenest Company” from Commercial Property Executive magazine for the second year in a row. Hines breaks ground on landmark office tower for LPL Financial at La Jolla Commons. Ivanhoé Cambridge and Hines announce development of sculptural office tower, River Point, in Chicago. Hines Global REIT acquires second Australian asset, 100 Brookes Street in Fortitude Valley, just outside of Brisbane in Queensland. Hines sells Southern California Portfolio, which includes approximately 4.5 million square feet of office space in a total of 59 buildings across Southern California. Hines Global REIT acquires 550 Terry Francois in San Francisco’s Mission Bay district. Hines Global REIT also acquires fifth industrial asset, Distribution Park Sosnowiec, in Poland and capitalizes on middle-class growth in Eastern Europe. North Carolina Department of Transportation engages Hines as Master Developer of Gateway Station. Research Triangle Foundation engages Hines to develop the next phase of Research Triangle Park. Major public piazza in Hines’ Porta Nuova Garibaldi opens in Milan. Hines announces that LPL Financial at La Jolla Commons will produce more energy on site than it uses and will become the largest Net-Zero energy commercial office building in U.S.
2013	—	Hines starts construction on Azure residences in St. Petersburg, and on River Point, a development including a 45-story office tower and a 1.5-acre public park in downtown Chicago’s West Loop. Hines Global REIT acquires Mercedes-Benz Bank Building in Stuttgart, Germany. 499 Park Avenue, 425 Lexington and 1200 Nineteenth Street are sold for investment. Hines celebrates groundbreaking on signature office property, 7 Bryant Park. Hines acquires Archstone’s interest in the CityCenterDC project. Hines receives Environmental Protection Agency’s 2013 ENERGY STAR® Sustained Excellence Award. Hines REIT sells iconic Williams Tower to Invesco Real Estate. Hines Global REIT acquires One Westferry Circus in London, 465 Victoria in Sydney, Australia, and the 481,070-square-foot New City office complex in Warsaw, Poland. Boston Properties and Hines celebrated groundbreaking of Transbay Tower, the West Coast’s tallest building.
2014	—	Hines completes Phase I of CityCenterDC, a mixed-use development in Washington, DC. Hines begins construction on: 53W53, a 75-story tower next to MoMA in Manhattan; Jing An Tower, a 54-story, 1,444,546 square-foot mixed-use project in Shanghai, China; 609 Main at Texas, a 48-story, 1,050,000-square-foot office tower in downtown Houston; The Southmore, a 25-story for-rent multifamily development in Houston’s Museum District; and Market Square Residential, a 32-story for-rent multifamily development in Houston. Hines Securities reaches a milestone raising \$5 billion in capital. Hines REIT acquires the Howard Hughes Center in Los Angeles. Hines Global makes its first acquisition with 2819 Loker Avenue East in Carlsbad, California. Hines Global REIT acquires The Rim in San Antonio and 818 Bourke Street in Melbourne, Australia. Hines acquires Pier I Imports Building in Fort Worth, Kö-Quartier in Düsseldorf, Germany, and two properties in Stuttgart, Germany- Caleido Stuttgart and Kronprinzbau. Hines Poland Sustainable Income Fund (HPSIF) acquires Kronprinzbau. Hines wins the 2014 ENERGY STAR® Sustained Excellence Award. Hines opens office in Greece.
2015	—	<p>Hines forms the Retail Resources Group to expand the firm’s retail depth and expertise, and to assist all companywide retail development, acquisition and redevelopment efforts. Hines receives the 2015 ENERGY STAR Partner of the Year - Sustained Excellence Award in recognition of continued leadership in sustainability. This is the 11th time Hines has been recognized by the EPA and the eighth time Hines has received this award. The firm has more than 195 LEED certified, pre-certified or registered projects, representing over 100 million square feet. Hines owns/manages more than 180 ENERGY STAR-labeled buildings, representing over 80 million square feet.</p> <p>Hines breaks ground on numerous projects, including Asturia, a mixed-use, master-planned community in Tampa, FL; The Sheraton Georgetown Texas Hotel and Conference Center, a 196,284-square-foot, 222-room hotel; 400/450 Concar, a 305,000-square-foot office complex in San Mateo, CA; 1144 Fifteenth, a 662,000-square-foot Class A office tower in Denver; Aqualina at Bayside, the first residential phase of Bayside Toronto; and the T3 (timber, transit and technology) development, an innovative 220,00-square-foot, seven-story office building in Minneapolis.</p> <p>The HPSIF offering closes in June with total capitalization of €155 million. HPSIF will acquire properties that can be actively managed to improve energy efficiency and lower emissions. The portfolio currently includes three office buildings in Warsaw’s Mokotów district: Ambassador, Nestlé House and Sky Office Center.</p> <p>Gerald D. Hines celebrates his 90th birthday at his namesake school, the Gerald D. Hines College of Architecture and Design at the University of Houston, where he is honored by world-renowned architects from around the globe.</p>

2016

- Hines secures a €1.3 Billion investment mandate on behalf of Bayerische Versorgungskammer (BVK), Germany’s largest pension fund, to focus on high-street retail assets across 20 countries in Europe.
- Hines announces the development of Southside Quarter, a signature mixed-use, master-planned community on 105 acres in Jacksonville, Florida.
- Hines appoints Sherri W. Schugart to the firm’s Executive Committee.
- Hines receives the 2016 ENERGY STAR Partner of the Year - Sustained Excellence Award in recognition of continued leadership in sustainability. This is the twelfth time Hines has been recognized by the EPA and the ninth time Hines has received this award.
- Hines & Welltower announce plans to develop a 15-story Seniors Housing and Memory Care Community in Midtown Manhattan.
- Construction begins on Hines and Qatari Diar’s Conrad Washington, D.C. luxury hotel at CityCenterDC. The 360-room Herzog & de Meuron design will feature 30,000 square feet of additional retail space.
- Hines and JV partners Urban Pacific Development and Broad Street Principal Investments announce the acquisition of the Transbay Parcel F in San Francisco, which will be the future site of a proposed 60-story 750-foot tall mixed-use tower containing Class A office, a luxury hotel, and residential units at the top of the tower.
- Hines releases the firm’s fifth sustainability report focusing on the future and how the firm anticipates and plans for it by developing strategies and methodologies to increase resilience, relevance and longevity.
- Hines announces a joint venture with TIAA Global Asset Management and the Zimmerman family to develop the Residences at La Colombe d’Or, a luxury 285-unit high-rise multifamily project located in the Montrose/Museum District neighborhood of Houston.
- Hines Global acquires Goodyear Crossing II, a Class A industrial warehouse located in the Goodyear submarket of Phoenix, Arizona, which is fully leased to a major online retailer.

2017

- Hines creates the Office of Innovation as an access point for new and innovative ideas and products.
- Hines becomes a Founding Alliance Member of the Well Living Lab, a collaboration between Delos and Mayo Clinic to explore the connection between health and the indoor environment.
- Hines breaks ground on numerous projects including CIBC Square, two highly innovative office buildings on a 2.9-million-square-foot urban campus in Toronto; Wolf Point East, a 60-story, 698-unit luxury apartment tower and second phase of the Wolf Point development in Chicago; Southside Quarter, a 105-acre signature mixed-use property in Jacksonville, FL; The Parks at Walter Reed, a 3.1 million-square-foot, mixed-use neighborhood in Washington, D.C.; MacArthur Commons, a 385-unit multifamily development in Oakland, CA; the Offices at Chandler Viridian, the tallest multi-tenant building in Chandler, AZ; The Lincoln Common, a mixed-use project in Chicago; and the second phase of construction commences at Outlet Village Pulkovo, the first and largest retail outlet complex in Saint Petersburg, Russia.
- Hines enters the Greek market with the acquisition of the Athens Ledra Hotel in central Athens.
- Hines accelerates its growth in the student housing sector in the UK and Ireland with the launch of a new operating platform, aparto.
- Hines Global Income Trust, Inc. acquires Rookwood Pavilion and Rookwood Commons, two shopping centers in Cincinnati.
- Hines partners with Tata Housing to development Serein, India’s first wellness homes project in Thane.
- Hines celebrates diversity in Sustainability Report 6.0, a detailed review of the firm’s environmental, social and governance performance, compiled in accordance with the Global Reporting Initiative (GRI).
- Hines earns 2017 ENERGY STAR® Partner of the Year - Sustained Excellence Award for the 10th time.

2018

—

Hines announces it will move its global headquarters to Texas Tower, a 47-story, 1 million-square-foot office tower to be developed by Hines and Ivanhoé Cambridge. The building is slated to open in 2021.

Salesforce Tower opens with fanfare. Soaring to a height of 1,070 feet, the Pelli Clarke Pelli-designed, 61-story office tower is now the second tallest building on the West Coast.

Hines announces the final closing of its European Value Fund (HEVF) with a total fund size exceeding €720 million of equity commitments, surpassing its original target by more than 40%.

Hines expands its Industrial/Logistics presence with the acquisition of Fresh Park Venlo in the Netherlands, one of Europe's largest logistics hubs for food and fresh produce. Hines also enters into a joint venture partnership with Chancerygate, a UK leader in industrial development and asset management. Other acquisitions include First Tower, a 27-story, 708,000-square-foot office tower in Calgary; the Yves Saint Laurent flagship store in Paris; and Ygnacio Center, a transit-oriented, three-building premier office project totaling 514,918 square feet in Walnut Creek, California. The firm enters the Italian student housing market with the acquisition of a site near Bocconi University in Milan and announces plans to develop a 600-bed accommodation facility.

Hines Global Income Trust acquires Venue Museum District, a 224-unit multifamily building in Houston; and Maintal Logistics, a 386,177-square-foot logistics complex in Frankfurt.

Hines breaks ground on Sunrise at East 56th Street-its first seniors housing development-and construction commences on the firm's first industrial development in the West Region, Raceway Logistics Center, a 670,650-square-foot industrial/logistics warehouse situated on 33.5 acres in the City of North Las Vegas. Hines continues to redefine the standard for modern creative office with the groundbreaking of T3 West Midtown, a 230,000-square-foot office building located in Midtown Atlanta.

Hines' Offices at Chandler Viridian tops out. The six-story, 250,000-square-foot Class A development is the tallest multi-tenant office building in Chandler. Salesforce Tower opens in San Francisco. The 1.4 million-square-foot office tower is now the second tallest building on the West Coast reaching 1,070 feet.

Hines further diversifies its portfolio by launching a high-end, self-storage expansion strategy in the Southwest Region. The firm will develop a Class A self-storage facility in Gilbert, Arizona, the first in the Valley, and plans to build three to five more each year in well-populated growing suburban areas with high incomes.

Hines earns the ENERGY STAR® Partner of the Year - Sustained Excellence Award for the 11th time.

2019

—

Hines and Ivanhoé Cambridge announce name of Texas Tower. The 47-story one-million-square-foot building will be the future home of Hines' global headquarters. Slated to open in 2021, the building will offer a radical new approach to lobby and common-area design and activation. In the same year, the project achieves Wired Certified Platinum designation and LEED Platinum Pre-Certification.

The firm opens an office in Hong Kong, now home to its Asia Pacific headquarters.

Hines celebrates the grand opening of the Offices at Chandler Viridian—the tallest multi-tenant office building in Chandler, Arizona; One Museum Place, a 1.4 million-square-foot 60-story office tower in downtown Shanghai's Jing'an district; and the Conrad Washington, DC. The luxury hotel is the first of its brand in the Nation's capital.

Construction commences on The Preston, a 46-story luxury multifamily development that will become Downtown Houston's tallest residential community. The firm also begins construction on The Vale apartments and The Brooks condominiums on the Parks at Walter Reed campus. The developments will add 390 new residences to the historic Washington, D.C. neighborhood.

Chancerygate and Hines acquire its first two sites in Tonbridge and Cheltenham, England totaling nine acres of land on which 202,000 square feet of industrial/logistics space will be developed. The firm acquires a number of assets including: Oakmead West, a seven-building office campus situated on 21 acres in the heart of Silicon Valley; Karlshoehe Portfolio, 13 office buildings totaling more than 900,000 square feet in Stuttgart, Germany; 23 Vasilissis Sofias Avenue, the firm's first office asset in Greece and one of the most prestigious office buildings in Athens; Glasgow West End, a 607-bed student housing facility in Glasgow, UK that will be managed by aparto, Hines' award-winning student accommodation platform; and 600 Travis Street (formerly JPMorgan Chase Tower) and 601 Travis Street (formerly JPMorgan Chase Center), totaling 2.1 million square feet of office and retail space in downtown Houston.

Hines announces plans to develop two vibrant mixed-use districts: Fenton, situated on 69 acres in the Cary submarket of Raleigh/Durham, North Carolina will offer 2.5 million square feet of retail, office, restaurant, hotel and multifamily; and The Mercantile, a 20-acre redevelopment of Conagra Brand's existing campus in Omaha, Nebraska will include residential, commercial and green space uses.

For the 12th time, Hines is recognized by the U.S. Environmental Protection Agency as an ENERGY STAR Partner of the Year Sustained Excellence award winner. The Hines Pan European Core Fund (HECF) is recognized as the most sustainable fund in Europe of all diversified portfolios and Global Sector Leader in Real Estate Assessment by GRESB for an unprecedented third consecutive year.

Hines launches new global workplace platform Hines² (Hines Squared), a comprehensive tenant amenity, property management and services offering. The platform will focus on enterprise clients and deliver premium workplace environments in Hines buildings, which will be known as The Square.

Hines hires Chief People Officer to oversee all Human Resource activities and responsibilities worldwide. The firm also hires head of Human Resources for Europe who will collaborate with members of the HR team in Houston and beyond to help bring the best of the firm to all HR activities across Europe.

The firm announces a new structure for its investment management platform designed to support current and future investment products and meet the demands of the world's most savvy investors. The platform is led by Hines' Global Chief Investment Officer and its CEO of Capital Markets and supported by three geographic Chief Investment Officers. The firm also expands its Capital Markets Group as part of the new platform.

SL Green and Hines celebrate the historic opening of One Vanderbilt. The 1,401-foot tower redefines the Manhattan skyline, transforms the modern workplace and reaffirms the future of New York City.

Westdale Real Estate Investment and Management, Ivanhoé Cambridge and Hines celebrate the groundbreaking of The Stack, a 16-story mixed-use building in the Deep Ellum neighborhood of Dallas. Construction commences on city-defining mixed-use projects including Fenton, a 69-acre development in Cary, NC. Fenton will be Cary's first vertically integrated, mixed-use destination and one of the largest retail-focused projects currently underway in the United States; West Edge, a transformative, transit-oriented development situated in the creative heart of West Los Angeles; and The Mercantile, a 20-acre destination in downtown Omaha. Construction also begins on T3 Bayside, a 500,000-square-foot, two-building heavy timber office development at Bayside Toronto. The firm also breaks ground on a number of multifamily projects including Adeline, a 25-story, 379-unit luxury community in Phoenix; NorthLight at Edge-on-Hudson, a 246-unit Class-A community in Sleepy Hollow, NY; One Oak Brook Commons, a 17-story, 250-unit luxury Class-A apartment development; The Grant, a mixed-use complex of 228 luxury apartments in Concord, CA; Residences at RiNo, a luxury apartment community in Denver; The Residences at Happy Valley, a 325-unit luxury development in north Phoenix; Valdebebas 125, a 395-unit for-rent apartment complex in Madrid; Classen Curve, a 326-unit multifamily development in Oklahoma City; and The Whit Wooster Square, a 230-unit multifamily complex in New Haven, CT and the firm's first multifamily development in Connecticut.

Hines and National Pension Service of Korea acquire a 49.5% interest in One Madison Avenue office tower in New York, a \$2 billion deal spanning 1.4 million rentable square feet. Hines and Henderson Park acquire a 764,000-square-foot site in Athens to develop a master-planned residential community. The partnership also acquires a portfolio of five hotels on the Greek island of Crete. The firm acquires the iconic 27-story mixed-use Torre Velasca tower in the center of Milan on behalf of the Hines European Value Fund. Hines expanded its global industrial footprint with the acquisition of Dnata City, a three-building logistics park beside London's Heathrow Airport; the 667,000-square-foot HEMA Urban Logistics Distribution Centre in Utrecht, The Netherlands and Hines Global Income Trust's acquisition of Airbus Defence and Space, S.A.U., a 467,013-square-foot industrial complex in Madrid, the fund's first investment in Spain. Hines also completes the acquisition of a 363,000-square-foot cold storage facility and adjacent development site in China's Greater Bay Area, the firm's first industrial property in the region.

Hines also enters the life sciences sector, partnering with 2ML Real Estate Interests to develop Levit Green—more than 52 acres of prime real estate adjacent to the Texas Medical Center. The thoughtfully designed masterplan will offer a curated mix of uses, including research facilities, office, residential, shopping and dining, outdoor amenities and green space at the epicenter of Houston's biotech, corporate life sciences and medical research hub.

Hines announces its entry into Bangalore office sector. In partnership with leading local developer DLR Group, the firms will develop an international quality 20-story office tower with accompanying amenity spaces.

Less than three months after the launch of Hines European Value Fund 2 (HEVF 2) in September 2019, Hines secures approximately €637m of equity commitments at the first closing of its Hines European Value Fund 2 (HEVF 2), exceeding 50% of the € 1.25 billion total target.

The Hines Pan-European Core Fund (HECF) is recognized as one of the top property funds in Europe, achieving the MSCI European Property Investment Award for the best performing pan-European balanced fund.

Hines and global investment firm QuadReal Property Group Limited enter into a joint venture partnership to establish a new living-focused programmatic joint venture targeting build-to-rent properties, student accommodation and serviced apartments across continental Europe and regional UK markets. The joint venture will build a portfolio over a 12 to 18-month period, focusing on France, Germany, Italy, Spain, the Netherlands, the Nordics and the core UK regional markets outside London.

The firm's Founder, Gerald D. Hines passes away at age 95. Jeffrey C. Hines assumes the role of Chairman and CEO. Laura Hines-Pierce is promoted to Senior Managing Director – Office of the CEO. She will work alongside the CEO to help shape firmwide strategy, manage key risks and ensure Hines is consistently strives to be the best real estate investor, partner and manager in the world.

For the 13th consecutive year, Hines receives the 2020 ENERGY STAR® Partner of the Year Sustained Excellence Award for continued leadership and superior contributions to ENERGY STAR. The firm's portfolio is 41.6% more energy efficient than the national average.

Well Living Lab, Delos, Cushman & Wakefield and Hines align to advance return-to-workplace guidelines in response to the COVID-19 pandemic. Collaboration will evaluate methods and establish guidelines to reduce air and surface viral transmission, strengthen physical-distancing measures and enhance employee performance as organizations contemplate their return to offices.

Hines launches Willowick Residential, a multifamily property management firm. Willowick Residential will work in partnership with the firm's rapidly growing multifamily portfolio of 63 projects across 38 U.S. cities, including luxury towers, urban mid-rises and traditional garden-style apartments.

2021

The firm wins 2020 Global PERE Awards in three categories – Office Investor of the Year – Global; Firm of the Year – Italy; and Industry Figure of the Year – Global for Chairman and CEO Jeff Hines

Hines strengthens its Investment Management team with the appointment of Chiang Ling Ng as Chief Investment Officer, Asia. Based in Singapore, she will work to further expand the firm's reach across the Asia Pacific region.

Hines launches its Conceptual Construction in Europe. Since inception in the U.S., the service has analyzed and refined the pre-construction phase of projects resulting in an approach to development that has been tested and proven on hundreds of buildings around the world.

The Hines European Core Fund (HECF) wins Pension Real Estate Association (PREA) Award for its ESG Credentials.

Up to \$2,500,000,000 in

Common Shares

Hines Global Income Trust, Inc.

Offered to the Public

PROSPECTUS

Hines Securities, Inc.

You should rely only on the information contained in this prospectus. No dealer, salesperson or other person is authorized to make any representations other than those contained in the prospectus and supplemental literature authorized by Hines Global Income Trust, Inc. and referred to in this prospectus, and, if given or made, such information and representations must not be relied upon. This prospectus is not an offer to sell nor is it seeking an offer to buy these securities in any jurisdiction where the offer or sale is not permitted. The information contained in this prospectus is accurate only as of the date of this prospectus, regardless of the time of delivery of this prospectus or any sale of these securities. You should not assume that the delivery of this prospectus or that any sale made pursuant to this prospectus implies that the information contained in this prospectus will remain fully accurate and correct of any time subsequent to the date of this prospectus.

June 2, 2021